

# Merinox

METALLWAREN

Armaturen • Pumpen  
Rohre in Edelstahl

Kompetent in Edelstahl

Armaturen

Aseptik

Ventile

Molchsysteme

Apparate

Rohre

Sonderanfertigung



## **Ausführung / Oberflächen der Armaturen**

Alle produktberührten Teile werden aus porenfreien Walz- oder Schmiedeteilen hergestellt und sind ohne Nachbehandlung schweißbar. Produktberührte Innenflächen feingedreht bzw. geschliffen  $Ra \leq 0,8 \mu\text{m}$ , auf Wunsch elektropoliert. Außenflächen feingedreht oder metallblank bzw. gebürstet, auf Wunsch poliert, glasperlengestrahlt oder matt-gebeizt. Höherwertige Oberflächen auf Anfrage.

## **Dichtungen**

Die produktberührten Dichtungsqualitäten entsprechen den Bestimmungen des Lebensmittelgesetzes (keine toxischen Basispolymere, Füllstoffe und Lösungsmittel), sowie den Vorschriften der DIN 11851. Für die Qualitäten VMQ (Silikon), EPDM (Ethylen-Propylen) und NBR (Nitril-Kautschuk) liegen die entsprechenden Bestätigungen vor. FKM (Viton) entspricht nicht dem Lebensmittelgesetz.

Dichtungsqualitäten mit FDA-Zulassung auf Anfrage

## **Bestellangaben**

Damit wir Ihren Auftrag umgehend bearbeiten können, bitten wir bei der Bestellung um folgende Angaben: **Menge, Benennung, Artikel-Nr., Nennweite**, Werkstoff und Oberfläche.

Wird in der Bestellung keine Werkstoff-Nr. bzw. keine Oberflächenqualität genannt, erfolgt die Lieferung in Werkstoff 1.4301 (V2A) bzw. gemäß oben genannten Oberflächenstandart. Wenn als Werkstoff lediglich Cr-Ni-Mo-Stahl oder V4A angegeben wird, liefern wir in 1.4404.

Für Artikel ohne Preisangabe (freies Preisfeld) erhalten Sie die Preise auf Anfrage.

## **Sonderarmaturen, Apparate und Vormontage**

Außer den im Katalog aufgeführten Teilen liefern wir eine Vielzahl von Sonderarmaturen und Apparaten, sowohl nach eigenen Zeichnungen als auch nach Kundenzeichnungen. Außerdem werden Teile von Anlagen und Systemen im Werk vormontiert.

Beispiele: Entlüftungslaternen, Verteilerstationen, Kühlschlangen, Be- und Entgasungsapparate, Schwimmerventile, CIP-Anlagen, Ventilknoten, Röhrenerhitzer, usw.

## **Planung, Montage und Inbetriebnahme kompletter Anlagen und Systeme**

Neben den oben genannten Armaturen und Apparaten liefern wir auch komplette Anlagen und Systeme, wie z.B. CIP-Anlagen, Pasteurisationsanlagen, automatisierte Tanklager und Steuerungen für die Brauerei-, Molkerei-, Fruchtsaft-, sowie andere Bereiche der Nahrungsmittelindustrie, als auch für die pharmazeutische und chemische Industrie. Gerne übernehmen wir von der Vorplanung über die Detail-/Ausführungsplanung und Inbetriebnahme die komplette Abwicklung auch umfangreicher Projekte. Ein qualifiziertes Team von Ingenieuren, Steuerungsspezialisten und Monteuren ist dabei Ihr kompetenter Partner.

Maße und Abbildungen sind unverbindlich, Konstruktionsänderungen vorbehalten. Armaturen und Rohrabmessungen, die nicht im Katalog verzeichnet sind, fragen Sie bitte bei uns an.

Hiermit werden alle bisherigen Kataloge und Lieferkonditionen ungültig.

Für alle Lieferungen gelten die dem Katalog beigefügten Allgemeinen Geschäftsbedingungen.

# Allgemeine Geschäftsbedingungen der Fa. Merinox Metallwaren GmbH (06/04)

## § 1 Allgemeine Bestimmungen

- Die Fa. Merinox Metallwaren GmbH wird ausschließlich unter Zugrundelegung dieser Verkaufs-, Liefer- und Zahlungsbedingungen für ihre Auftraggeber tätig. Diese Bedingungen gelten durch die Auftragserteilung als in allen Teilen anerkannt. Hinsichtlich der Art und des Umfangs der Lieferungen oder Leistungen sind ausschließlich schriftlich abgegebene Erklärungen maßgeblich.
- Diese allgemeinen Vertragsbedingungen gelten selbst dann als verbindlich vereinbart, wenn die Fa. Merinox Metallwaren GmbH in Kenntnis entgegenstehender oder abweichender Bedingungen der jeweiligen Vertragspartner ohne Vorbehalt Aufträge ausführt bzw. auftragsgemäß Leistungen erbringt.
- Allgemeine Geschäftsbedingungen der Vertragspartner gelten lediglich soweit diese seitens der Fa. Merinox Metallwaren GmbH ausdrücklich schriftlich als verbindlich anerkannt werden. Abweichenden allgemeinen Geschäftsbedingungen der Vertragspartner wird hiermit fursorglich ausdrücklich widersprochen.
- Nebenabreden sowie Ergänzungen und Abänderungen vertraglicher Vereinbarungen bedürfen stets der Schriftform. Mündliche Nebenabreden sind als unwirksam zu bewerten, soweit deren Wirksamkeit seitens der Fa. Merinox Metallwaren GmbH nicht ausdrücklich schriftlich anerkannt wird.
- Sofern sich Bestandteile dieser allgemeinen Geschäftsbedingungen bzw. rechtsverbindlich zustandekommener Verträge als insgesamt oder teilweise unwirksam erweisen sollten, berührt dieses die Wirksamkeit sämtlicher anderer Bestimmungen bzw. vertraglich getroffener Vereinbarungen nicht. Unwirksame Bestimmungen sind durch Vereinbarungen zu ersetzen, die dem mit der unwirksamen Bestimmung verfolgten wirtschaftlichen Zweck entsprechen.

## § 2 Angebot

- Angebote sind freibleibend, sofern nicht ausdrücklich schriftlich anderes zugesichert wird.
- Bestellungen begründen uns treffenden Verpflichtungen ausschließlich für den Fall entsprechender Warenlieferung bzw. schriftlicher Auftragsbestätigung.

## § 3 Preise

- Angewandene Preise verstehen sich als Nettopreise ohne Verpackung und ohne Mehrwertsteuer.
- Die angegebenen Preise gelten, soweit nicht schriftlich anderes vereinbart wird als Lieferwerk bzw. Lager.
- Sofern frachtfreie Lieferung vereinbart ist, gilt dieses bis zu Übergabe der Ware an den jeweiligen Warenempfänger.
- Mehrkosten infolge einer seitens des Auftraggebers gewünschten besonderen Versandart (z. B. Express- und Eilgut, Luftfracht) trägt der jeweilige Besteller.

## § 4 Versand und Gefahrübergang

- Soweit nichts anderes vereinbart ist, geht die Sachleistungsgefahr ab dem Zeitpunkt der Übergabe der Ware an den Spediteur/Frachtführer bzw. der Abholung der Ware im Auftrag des Empfängers auf den Besteller über. Dieses gilt selbst für den Fall der Vereinbarung von Strecken-, Franko-, FOB- oder CIF-Geschäften.
- Für den Fall der Belieferung der Besteller unter Verwendung unsererseits bereitzustellender Transportfahrzeuge geltend die Allgemeinen Deutschen Spediteurbedingungen, wobei hinsichtlich des Gefahrenüberganges ausschließlich auf den Zeitpunkt der Verbringung der ordnungsgemäß verladenen Ware in den öffentlichen Verkehrsraum abzustellen ist.
- Die Lieferung ist bei Empfang unverzüglich auf Vollständigkeit, Sortiment und Beschaffenheit zu prüfen. Etwasige Beanstandungen sind der Fa. Merinox Metallwaren GmbH unverzüglich schriftlich unter Angabe der Lieferscheinnummer mitzuteilen.
- Sofern seitens der Fa. Merinox Metallwaren GmbH nicht zu vertretende Umstände bzw. Ereignisse zu einer Verzögerung der Erfüllung der diese treffenden Leistungspflicht führen sollten (z. B. Verkehrs- oder Betriebsstörungen, Rohstoff- oder Energiemangel, Streik oder Aussperrung) gilt eine entsprechende Verlängerung der Lieferfrist als vereinbart. Gleiches gilt sofern Lieferanten der Fa. Merinox Metallwaren GmbH vertragliche Verpflichtungen infolge des Eintritts unvorhersehbarer Umstände der vorstehend genannten Art nicht fristgerecht erfüllen können.
- Sofern eine Behinderung gem. § 4 (4) dieser Geschäftsbedingungen in angemessener Zeit nicht zu beseitigen sein sollte, ist die Fa. Merinox Metallwaren GmbH berechtigt, ohne Verpflichtung zur Nachlieferung ganz oder teilweise von dem Vertrag zurückzutreten. Die Geltendmachung von Schadensersatzansprüchen seitens der Besteller ist für diesen Fall ausgeschlossen.

## § 5 Lieferung; Fristen

- Seitens der Fa. Merinox Metallwaren GmbH genannte Liefertermine sind stets als unverbindliche Ankündigungen betreffend die voraussichtlich erfolgenden Warenlieferungen zu bewerten. Diese gilt nicht, sofern die Wahrung bestimmter Liefertermine seitens der Fa. Merinox Metallwaren GmbH ausdrücklich schriftlich zugesichert wird.
- Sofern die Besteller die vereinbarten Zahlungsbedingungen nicht beachten oder sonstige sie vertraglich treffenden Verpflichtungen verletzen sollten, ist die Fa. Merinox Metallwaren GmbH berechtigt, die Lieferung der bestellten Ware zurückzustellen.
- Für den Fall der Nichteinhaltung einer ausdrücklich schriftlich zugesicherten Lieferfrist bzw. in Fällen sonstiger nicht lediglich vorübergehender Leistungsverzögerung infolge seitens der Fa. Merinox Metallwaren GmbH zu vertretender Umstände ist der Besteller berechtigt, schriftlich eine angemessene Nachfrist zu setzen. Nach dem Ablauf dieser Frist kann der Besteller von dem Vertrag zurücktreten.
- Die Lieferung gilt als rechtzeitig erfolgt, sofern die Ware vor Ablauf der Lieferfrist das Werk/Lager der Fa. Merinox Metallwaren GmbH oder das Werk/Lager der Vorlieferanten der Fa. Merinox Metallwaren GmbH verlassen hat.
- Teillieferungen sind jederzeit uneingeschränkt zulässig. Jede Teillieferung gilt als selbständiges Rechtsgeschäft.

## § 6 Gewährleistung

- Beanstandungen wegen erkennbarer Mängel, Falschlieferung oder erheblicher Mengenabweichungen sind der Fa. Merinox Metallwaren GmbH unverzüglich, spätestens 5 Tage nach Anlieferung der Ware schriftlich mitzuteilen. Anderenfalls ist die Geltendmachung von Gewährleistungsansprüchen ausgeschlossen.
- Zunächst nicht erkennbare Mängel der Ware müssen unverzüglich nach der Entdeckung derselben, spätestens 1 Monat nach Anlieferung der Ware schriftlich gerügt werden. Zeigt der Besteller innerhalb dieses Zeitraumes keine Mängel an, gilt die Ware als mangelfrei genehmigt.
- Dieses gilt nicht, soweit das Gesetz zwingend andere Ausschlussfristen vorsieht sowie in Fällen der Verletzung des Lebens, des Körpers oder der Gesundheit, für den Fall einer vorsätzlichen oder grob fahrlässigen Pflichtverletzung seitens der Fa. Merinox Metallwaren GmbH und hinsichtlich der Geltendmachung von Ansprüchen wegen arglistig verschwiegener Mängel.
- Zur Wahrung der Fristen gem. § 6 (1) und (2) genügt die rechtzeitige Übersendung einer detaillierten Mängelrüge. Den Besteller/Vertragspartner trifft die volle Beweislast hinsichtlich sämtlicher Anspruchsvoraussetzungen, insbesondere betr. die Fehlerhaftigkeit der gelieferten Ware, den Zeitpunkt der Feststellung des Mangels und die Rechtzeitigkeit der Mängelrüge.
- Im übrigen bleiben die gesetzlichen Bestimmungen betreffend die Verjährung von Gewährleistungsansprüchen und die Hemmung bzw. den Neubeginn der insoweit maßgeblichen Fristen unberührt.
- Für den Fall der Belieferung eines Unternehmers/Unternehmens ist die Geltendmachung von Gewährleistungsansprüchen, sofern nach Maßgabe der vorstehenden Bestimmungen keine kürzeren Fristen zu beachten sind, spätestens nach einem Jahr, beginnend ab dem Zeitpunkt des Gefahrüberganges ausgeschlossen.
- Für den Fall begründeter Beanstandungen ist die Fa. Merinox Metallwaren GmbH nach freiem Ermessen zur Mängelbeseitigung durch Nachbesserung oder Ersatzlieferung gegen Rückgabe der beanstandeten Ware berechtigt. Fehlmengen werden nachgeliefert.
- Mangelhafte Teillieferungen berechnen nicht zur Suspendierung der jeweiligen Bestellung oder anderer Aufträge des Bestellers.
- Sofern die Nacherfüllung scheitern sollte, kann der Besteller grundsätzlich nach seiner Wahl Herabsetzung der Vergütung (Minderung) oder Rückgängigmachung des Vertrages (Rücktritt) verlangen. Für den Fall einer geringfügigen Vertragswidrigkeit, bzw. der Feststellung lediglich geringfügiger Mängel steht dem Besteller kein Rücktrittrecht zu.
- Sofern der Besteller wegen eines Sach- oder Rechtsmangels nach gescheiterter Nacherfüllung die Geltendmachung von Rücktrittsrechten wählen sollte, stehen diesem hierneben keine Schadensersatzansprüche zu.
- Für den Fall der Geltendmachung von Schadensersatzansprüchen seitens des Bestellers nach gescheiterter Nacherfüllung, verbleibt die Ware bei jenem, soweit ihm dieses zumutbar ist. Als Schadensersatz ist ggf. diejenige Summe zu leisten, die dem Differenzbetrag zwischen dem vereinbarten Kaufpreis und Wert der mangelhaften Ware entspricht.
- Soweit die Besteller/Vertragspartner die gelieferten Waren ohne vorangehende gesonderte schriftliche Zustimmung der Fa. Merinox Metallwaren GmbH verändern oder verarbeiten bzw. die Veränderung oder Verarbeitung derselben zulassen, entfällt jedwede die Fa. Merinox Metallwaren GmbH in Ansehung des jeweiligen Leistungsgegenstandes treffende Haftung.
- Die Fa. Merinox Metallwaren GmbH übernimmt keine Gewähr für Schäden, die auf Umstände bzw. Handlungsweisen wie nachstehend genannt zurückzuführen sind:  
Ungeeignete oder unsachgemäße Verwendung, fehlerhafte Inbetriebsetzung, natürliche Abnutzung, fehlerhafte oder nachlässige Behandlung der gelieferten Ware und chemische oder elektrochemische Einflüsse, sofern der Fa. Merinox Metallwaren GmbH diesbezüglich kein mitwirkendes Verschulden zuzurechnen ist.
- Beruhet ein Mangel darauf, dass die der Fa. Merinox Metallwaren GmbH seitens des Bestellers überlassenen Produktbeschreibungen/technischen Zeichnungen fehlerhaft oder unvollständig sind, ist die Geltendmachung von Gewährleistungsansprüchen ausgeschlossen. Sämtliche seitens der Fa. Merinox Metallwaren GmbH auf der Grundlage eines entsprechenden Auftrages erbrachten Leistungen sind für diesen Fall in vollem Umfang zu vergüten.
- Sofern der Besteller/Vertragspartner Unternehmer ist, gelten hinsichtlich der Beschaffenheit der Ware grundsätzlich ausschließlich die Angaben nach Maßgabe der Produktbeschreibungen der Fa. Merinox Metallwaren GmbH

als vereinbart. Öffentliche Äußerungen, Anpreisungen oder der Werbung dienende Angaben der Fa. Merinox Metallwaren GmbH können hierneben nicht als verbindliche Zusicherungen betr. die Beschaffenheit der Ware bewertet werden.

- Die Geltendmachung von Ansprüchen der Besteller infolge von Schäden, die nicht unmittelbar die seitens der Fa. Merinox Metallwaren GmbH gelieferten Waren betreffen, ist – soweit sich aus unabdingbaren gesetzlichen Bestimmungen keine zwingend unbeschränkte bzw. erweiterte Haftung der Fa. Merinox Metallwaren GmbH ergibt – ausgeschlossen.
- Gleiches gilt – soweit gesetzlich zulässig – für den Fall des Eintritts von Mangelfolgeschäden an Produktionsmitteln des Bestellers.

## § 7 Schadensersatz

- Die Geltendmachung von Schadensersatz- bzw. Aufwendungsersatzansprüchen der Besteller, gleich aus welchem Rechtsgrund, ist ausgeschlossen soweit den nachstehenden Bestimmungen nichts anderes zu entnehmen ist.
- Der Haftungsausschluss gem. § 7 (1) dieser allgemeinen Vertragsbestimmungen gilt nicht, soweit die Fa. Merinox Metallwaren GmbH nach Maßgabe des Produkthaftungsgesetzes, infolge Vorsatzes oder grober Fahrlässigkeit bzw. wegen der Verletzung des Körpers/der Gesundheit sowie unter Berücksichtigung einer Verletzung wesentlicher Vertragspflichten entsprechend unabdingbarer gesetzlicher Vorschriften haftet.
- Der Schadensersatz wegen Verletzung wesentlicher Vertragspflichten, wegen Verzuges sowie wegen Unmöglichkeit ist stets auf den vertragstypischen vorhersehbaren Schaden begrenzt. Dieses gilt nicht für den Fall vorsätzlichen Fehlverhaltens der Mitarbeiter der Fa. Merinox Metallwaren GmbH sowie hinsichtlich der Verletzung des Lebens, des Körpers oder der Gesundheit dritter Personen.
- Die vorstehenden Bestimmungen führen nicht zu einer Veränderung der Beweislast zum Nachteil der jeweiligen Besteller.
- Für den Fall nicht rechtzeitig erfolgender Mängelrügen oder eigenmächtig vorgenommener Eingriffe betreffend die seitens der Fa. Merinox Metallwaren GmbH gelieferten Waren entfällt jedwede die Fa. Merinox Metallwaren GmbH insoweit treffende Haftung. Gleichzeitig erlöschen sämtliche seitens der Fa. Merinox Metallwaren GmbH gegebenenfalls begebenen Garantien.
- Die Schadensersatzpflicht der Fa. Merinox Metallwaren GmbH wird – soweit gesetzlich zulässig – stets auf denjenigen Betrag beschränkt, der hinsichtlich der seitens derselben zu erbringenden Leistung bzw. Teilleistung vertragsgemäß als Vergütung vereinbart ist.
- Die vorstehend genannten Beschränkungen gelten lediglich soweit die Fa. Merinox Metallwaren GmbH für als Kaufleute handelnde Besteller tätig wird.
- Die Haftung wegen unerlaubter Handlungen sowie infolge vorsätzlichen bzw. grob fahrlässigen Fehlverhaltens seitens der Mitarbeiter der Fa. Merinox Metallwaren GmbH wird nicht beschränkt.

## § 8 Kreditbasis

- Die Erfüllung der die Fa. Merinox Metallwaren GmbH nach Maßgabe der jeweiligen Verträge treffenden Verpflichtungen kann zurückgestellt werden, sofern begründete Zweifel hinsichtlich der Kreditwürdigkeit des jeweiligen Bestellers bestehen.
- Für den Fall erheblicher Verschlechterung der Vermögensverhältnisse, der Zahlungseinstellung, der Zwangsversteigerung, der Eröffnung eines Insolvenzverfahrens, der Geschäftsauflösung oder -übertragung und des Todes des Bestellers ist die Fa. Merinox Metallwaren GmbH berechtigt, Sicherheiten zu verlangen. Gleiches gilt sofern der Besteller Vorräte, Außenstände oder Waren verpfändet bzw. als Sicherheit anderen Gläubigern überlässt und soweit der Besteller hinsichtlich der Begleichung der Fa. Merinox Metallwaren GmbH zustehender Forderungen in Verzug geraten sollte.
- Sofern seitens des Bestellers keine ausreichenden Sicherheiten gestellt werden sollten, ist die Fa. Merinox Metallwaren GmbH berechtigt, von dem Vertrag zurückzutreten und/oder Schadensersatz zu verlangen. Entsprechendes gilt, soweit die Fa. Merinox Metallwaren GmbH negative Auskünfte betr. die Kreditwürdigkeit des Bestellers erhalten sollte.
- Sofern die Fa. Merinox Metallwaren GmbH gem. § 8 dieser allgemeinen Geschäftsbedingungen von dem Vertrag zurücktreten sollte, ist der Besteller verpflichtet, für sämtliche bereits angefallenen Transport-, Lager- und sonstigen Kosten aufzukommen.

## § 9 Eigentumsrecht

- Die seitens der Fa. Merinox Metallwaren GmbH gelieferten Waren bleiben deren Eigentum bis sämtliche Verpflichtungen des jeweiligen Bestellers betr. die zwischen diesem und der Fa. Merinox Metallwaren GmbH bestehende Geschäftsverbindung vollständig erfüllt sind.
- Soweit der Wert aller Sicherungsrechte, die der Fa. Merinox Metallwaren GmbH zustehen, die Summe sämtlicher gesicherter Ansprüche um mehr als 20 % übersteigt, wird die Fa. Merinox Metallwaren GmbH auf Wunsch der Besteller einen entsprechenden Teil der Sicherungsrechte freigeben.
- Während des Bestehens des Eigentumsvorbehaltes ist den Bestellern jedwede Verpfändung oder Sicherungsübergabe der Vorbehaltsware untersagt.
- Der Besteller verpflichtet sich, die Fa. Merinox Metallwaren GmbH für den Fall der Pfändung, Beschlagnahme oder sonstigen Verfügung betr. die Vorbehaltsware unverzüglich zu benachrichtigen. Gleiches gilt für den Fall des Zugriffes dritter Personen/Unternehmen auf die Vorbehaltsware.
- Die weitere Veräußerung der Vorbehaltsware ist den Bestellern ausschließlich im gewöhnlichen Geschäftsgang und nur unter der Bedingung gestattet, dass der Besteller von seinen Kunden entsprechende Zahlungen erhält oder die Vorbehaltsware seinerseits lediglich unter Eigentums- vorbehalt seinen Kunden übergibt.
- Sofern der Besteller die vorstehend genannten Verpflichtungen nicht erfüllen sollte, ist die Fa. Merinox Metallwaren GmbH ungeachtet sonstiger Rechte befugt, die Herausgabe der Vorbehaltsware zu verlangen. Der Besteller hat für diesen Fall kein Recht zum Besitz.
- Der Besteller tritt bereits mit der Bestellung der Vorbehaltsware die aus der weiteren Veräußerung derselben erwachsenden Forderungen gegen seine Kunden einschließlich sämtlicher Nebenrechte an die Fa. Merinox Metallwaren GmbH ab. Der Besteller bleibt bis auf Widerruf zur Einziehung der insoweit an die Fa. Merinox Metallwaren GmbH abgetretenen Forderungen berechtigt. Der Besteller ist verpflichtet, der Fa. Merinox Metallwaren GmbH auf Verlangen die Höhe der entsprechenden Forderungen und die Namen der jeweiligen Kunden/Schuldner mitzuteilen.
- Für den Fall der Verarbeitung der Vorbehaltsware gilt die Fa. Merinox Metallwaren GmbH als Hersteller und erwirbt hierdurch Eigentum an der neuen Sache. Erfolgt die Verarbeitung zusammen mit anderen Materialien, erwirbt die Fa. Merinox Metallwaren GmbH Miteigentum an der insoweit hergestellten Sache im Verhältnis des Bruttorechnungsbetrages der Vorbehaltsware zu der Summe der Bruttoeinkaufswerte der anderen verarbeiteten Materialien.
- Solange die der Fa. Merinox Metallwaren GmbH dem jeweiligen Besteller gegenüber zustehenden Forderungen nicht vollständig beglichen sind, ist dieser verpflichtet, die infolge der weiteren Veräußerung der Vorbehaltsware eingezogenen bzw. einzuziehenden Beträge vollumfänglich an die Fa. Merinox Metallwaren GmbH weiterzuleiten.
- Sofern für den Fall der Verbindung, Vermischung oder Vermengung der Vorbehaltsware mit einer anderen Sache letztere als Hauptsache anzusehen ist, geht das Miteigentum betr. die Hauptsache nach Maßgabe des anteiligen Bruttorechnungswertes der Vorbehaltsware auf die Fa. Merinox Metallwaren GmbH über.
- Für den Fall der Nichteinhaltung der vorstehend genannten Bedingungen erlöschen sämtliche Rechte des Bestellers zu Veräußerung und Verarbeitung der Vorbehaltsware sowie zur Einziehung der an die Fa. Merinox Metallwaren GmbH abgetretenen Forderungen. Gleiches gilt für den Fall seitens der jeweiligen Besteller zu verantwortender Wechsel- bzw. Scheckproteste.

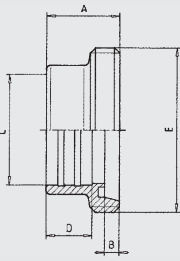
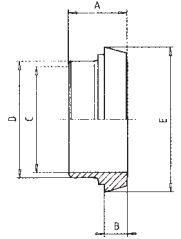
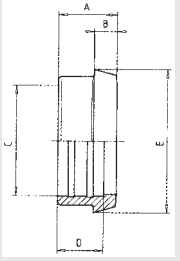
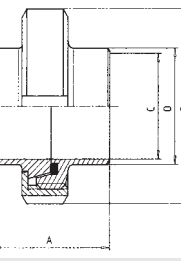
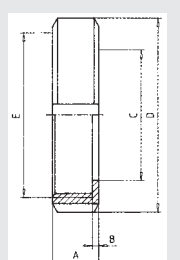
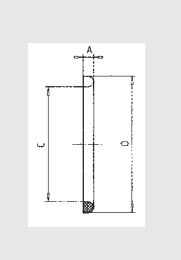
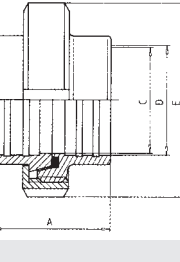
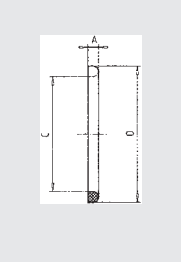
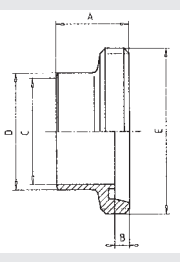
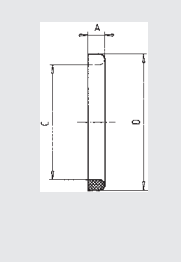
## § 10 Zahlungsbedingungen

- Der Besteller verpflichtet sich, die der Fa. Merinox Metallwaren GmbH vertragsgemäß zustehenden Forderungen innerhalb von 14 Tagen nach dem Datum der Warenlieferung rein netto zu begleichen.
- Maßgeblich ist der Tag des Zahlungseinganges auf einem der Konten der Fa. Merinox Metallwaren GmbH. Schecks und Wechsel gelten erst im Zeitpunkt der Einlösung derselben als Zahlung. Die Weitergabe eines Wechsels und Prolongationen gelten nicht als Zahlung.
- Für den Fall der Überschreitung der vorstehend genannten Zahlungsfrist bzw. nicht vollständiger Zahlung gerät der Besteller ohne Mahnung in Verzug.
- Sofern der Besteller in Zahlungsverzug geraten sollte, ist die Fa. Merinox Metallwaren GmbH ungeachtet sonstiger Ansprüche berechtigt, mit Wirkung beginnend ab dem Zeitpunkt der Fälligkeit der entsprechenden Zahlung bzw. Teilzahlung Verzugszinsen i. H. v. 5 % über dem jeweiligen Basiszinssatz zu verlangen. Die Fa. Merinox Metallwaren GmbH ist für diesen Fall desweiteren berechtigt, sämtliche dieser dem Besteller gegenüber zustehenden Forderungen sofort fällig zu stellen und/oder Sicherheitsleistungen ggfs. bereits vor Lieferung zu verlangen, noch ausstehende Lieferungen zurückzuhalten bzw. von den bis zu diesem Zeitpunkt nicht vollständig erfüllten Verträgen partiell oder vollumfänglich zurückzutreten.
- Den Bestellern der Fa. Merinox Metallwaren GmbH gegenüber tatsächlich oder vermeintlich zustehende Forderungen können den der Fa. Merinox Metallwaren GmbH den Bestellern gegenüber zustehenden Ansprüchen nur zur Aufrechnung gegenübergestellt werden, sofern die zuerst genannten Forderungen unbestritten und rechtskräftig festgestellt sind. Zurückbehaltungsrechte können seitens der Besteller nur geltend gemacht werden, sofern diese sich aus demselben Vertragsverhältnis ergebende Ansprüche betreffen.
- Soweit der Besteller Kaufmann ist, bedarf die Geltendmachung eines Leistungsverweigerungs- oder Zurückbehaltungsrechtes der vorherigen schriftlichen Einwilligung seitens der Fa. Merinox Metallwaren GmbH.

## § 11 Anzuwendendes Recht; Erfüllungsort und Gerichtsstand

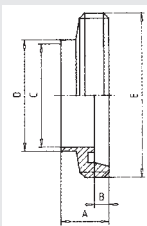
- In Ansehung sämtlicher Rechtsgeschäfte betr. die Fa. Merinox Metallwaren GmbH findet ausschließlich deutsches Recht Anwendung unter Ausschluss des Übereinkommens der Vereinten Nationen betr. den Internationalen Warenverkauf (CISG) sowie sonstiger internationaler Vereinbarungen.
- Erfüllungsort und alleiniger Gerichtsstand für alle Rechtsstreitigkeiten einschließlich etwaiger Wechsel- und Urkundenprozesse ist – soweit gesetzlich zulässig – der Sitz der Fa. Merinox Metallwaren GmbH. Gleichwohl ist die Fa. Merinox Metallwaren GmbH berechtigt, alternativ hierzu an dem Ort des Sitzes bzw. der Niederlassung des Bestellers zu klagen.

	<b>Seite</b>
<b>Rohrverbindungen</b>	<b>6 – 15</b>
<ul style="list-style-type: none"> <li>■ Verschraubungsteile</li> <li>■ TC / Clamps (9 – 10)</li> <li>■ Schlauchverbindungen</li> <li>■ Reduzierstücke</li> <li>■ Metallbälge</li> </ul>	
<b>Rohrformstücke</b>	<b>16 – 22</b>
<ul style="list-style-type: none"> <li>■ Bogen – T-Stücke, Hosen-Bogen</li> <li>■ T-Bogen, Kreuzstücke</li> </ul>	
<b>Aseptik-Norm-Programm</b>	<b>23 – 31</b>
<ul style="list-style-type: none"> <li>■ Verschraubung, Flanschverbindungen, Bogen</li> <li>■ T-Stücke, Red.-Stücke, Übergangsstücke</li> </ul>	
<b>Scheibenventile</b>	<b>32 – 39</b>
<ul style="list-style-type: none"> <li>■ Durchgangsscheibenventile</li> <li>■ Mehrwegescheibenventile</li> <li>■ Pneumatische, elektrische Antriebe</li> <li>■ Leckagescheibenventile</li> </ul>	
<b>Hähne</b>	<b>40 – 46</b>
<ul style="list-style-type: none"> <li>■ Ablaßhähne</li> <li>■ Kükenhähne</li> <li>■ Kugelhähne</li> <li>■ Molchweichen – Systeme, Bogenventile</li> <li>■ Membranventile – Entlüftungsventile</li> </ul>	
<b>Ventile</b>	<b>47 – 53</b>
<ul style="list-style-type: none"> <li>■ Schrägsitz-, Eck-, Auslauf-, Sicherheits-, Rückschlag-,</li> <li>■ Drossel-, Pneumatik-, Sterilventile, Überströmventile,</li> <li>■ Einsitz-, Doppelsitzausführung</li> </ul>	
<b>Weinarmaturen</b>	<b>54 – 61</b>
<ul style="list-style-type: none"> <li>■ Probierventile</li> <li>■ Standanzeigeventile</li> <li>■ Sicherheitsarmaturen</li> <li>■ KZE-Armaturen</li> <li>■ Berstscheiben</li> <li>■ Membrandruckmittler</li> <li>■ Manometer</li> <li>■ Mischbatterien</li> <li>■ Druckausgleichsventil</li> <li>■ Zapflochklappe</li> <li>■ Durchflußmengenmesser</li> <li>■ Mannlochverschlüsse/Schlauchhalter</li> <li>■ Präz.-ZeigerThermometer</li> </ul>	
<b>Brauereiarmaturen</b>	<b>62 – 65</b>
<ul style="list-style-type: none"> <li>■ Sicherheitsventile</li> <li>■ Vakuumventile</li> <li>■ Systemarmaturen</li> <li>■ Spundarmaturen</li> <li>■ Karbonisierapparate</li> <li>■ Schwimmerventil</li> <li>■ Schlauchhalter</li> <li>■ Verteilerplatten</li> <li>■ ZKG-Tank-Armaturen</li> <li>■ Kalottenfüße – Fußplatten</li> <li>■ Umlenkbogen</li> <li>■ Würzebelüftungen</li> <li>■ Domdeckel</li> </ul>	
<b>Filter / Schaulaternen</b>	<b>66 – 71</b>
<ul style="list-style-type: none"> <li>■ Schaulaternen</li> <li>■ Schaugläser</li> <li>■ Beleuchtungsarmaturen</li> <li>■ Tankreinigungsgeräte</li> <li>■ Schmutzfänger</li> <li>■ Eckrohrsiebe</li> <li>■ Sprühköpfe</li> <li>■ Entlüftungslaternen</li> <li>■ Verschneidböcke</li> </ul>	
<b>Montagematerial</b>	<b>72 – 74</b>
<ul style="list-style-type: none"> <li>■ Rohrschellen</li> <li>■ Rohraufleger</li> <li>■ Edelstahlschrauben</li> <li>■ Rohrwalze</li> <li>■ Rondon</li> <li>■ Glocken</li> <li>■ Hakenschlüssel</li> <li>■ Schweißdraht</li> <li>■ VA-Bürsten</li> <li>■ gewölbte Böden</li> </ul>	

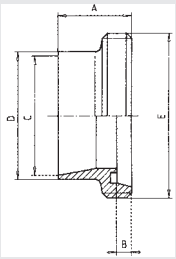

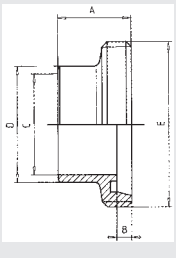
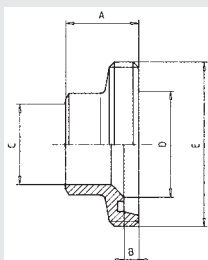
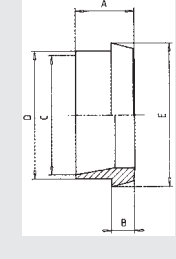
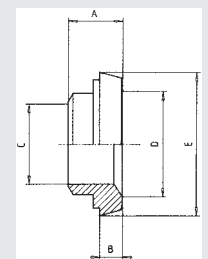
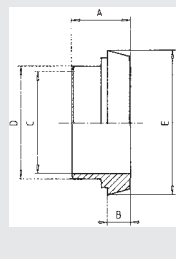

	<p><b>205 Einwalzgewindestutzen C</b> DIN 11851</p> <p>Preise in € je Einheit</p> <table border="1"> <thead> <tr> <th>DN</th> <th>A</th> <th>B</th> <th>C</th> <th>D</th> <th>E</th> <th>304</th> <th>316L</th> </tr> </thead> <tbody> <tr><td>10</td><td>21</td><td>4</td><td>12.2</td><td>12</td><td>Rd 28x1/8"</td><td>7,80</td><td>10,30</td></tr> <tr><td>15</td><td>21</td><td>4</td><td>18.2</td><td>12</td><td>Rd 34x1/8"</td><td>8,20</td><td>11,20</td></tr> <tr><td>20</td><td>24</td><td>6</td><td>22.2</td><td>12</td><td>Rd 44x1/8"</td><td>9,90</td><td>13,40</td></tr> <tr><td>25</td><td>29</td><td>7</td><td>28.2</td><td>15</td><td>Rd 52x1/6"</td><td>9,00</td><td>12,50</td></tr> <tr><td>32</td><td>32</td><td>7</td><td>34.2</td><td>18</td><td>Rd 58x1/6"</td><td>10,50</td><td>13,80</td></tr> <tr><td>40</td><td>33</td><td>7</td><td>40.2</td><td>20</td><td>Rd 65x1/6"</td><td>10,80</td><td>14,50</td></tr> <tr><td>50</td><td>35</td><td>7</td><td>52.2</td><td>22</td><td>Rd 78x1/6"</td><td>12,60</td><td>17,00</td></tr> <tr><td>65</td><td>40</td><td>8</td><td>70.3</td><td>25</td><td>Rd 95x1/6"</td><td>18,90</td><td>25,40</td></tr> <tr><td>80</td><td>45</td><td>8</td><td>85.3</td><td>28</td><td>Rd 110x1/4"</td><td>29,10</td><td>38,10</td></tr> <tr><td>100</td><td>54</td><td>10</td><td>104.3</td><td>35</td><td>Rd 130x1/4"</td><td>43,30</td><td>60,40</td></tr> </tbody> </table>	DN	A	B	C	D	E	304	316L	10	21	4	12.2	12	Rd 28x1/8"	7,80	10,30	15	21	4	18.2	12	Rd 34x1/8"	8,20	11,20	20	24	6	22.2	12	Rd 44x1/8"	9,90	13,40	25	29	7	28.2	15	Rd 52x1/6"	9,00	12,50	32	32	7	34.2	18	Rd 58x1/6"	10,50	13,80	40	33	7	40.2	20	Rd 65x1/6"	10,80	14,50	50	35	7	52.2	22	Rd 78x1/6"	12,60	17,00	65	40	8	70.3	25	Rd 95x1/6"	18,90	25,40	80	45	8	85.3	28	Rd 110x1/4"	29,10	38,10	100	54	10	104.3	35	Rd 130x1/4"	43,30	60,40		<p><b>214 Kegelstutzen SD</b> DIN 11851</p> <p>Reihe 2</p> <p>Preise in € je Einheit</p> <table border="1"> <thead> <tr> <th>DN</th> <th>A</th> <th>B</th> <th>C</th> <th>D</th> <th>E</th> <th>304</th> <th>316L</th> </tr> </thead> <tbody> <tr><td>10</td><td>17</td><td>6</td><td>10</td><td>13</td><td>22,5</td><td>3,90</td><td>5,25</td></tr> <tr><td>15</td><td>17</td><td>6</td><td>16</td><td>19</td><td>28,5</td><td>4,80</td><td>7,05</td></tr> <tr><td>20</td><td>18</td><td>8</td><td>20</td><td>23</td><td>36,5</td><td>5,70</td><td>8,10</td></tr> <tr><td>25</td><td>22</td><td>10</td><td>26</td><td>29</td><td>44</td><td>6,60</td><td>8,85</td></tr> <tr><td>32</td><td>25</td><td>10</td><td>32</td><td>35</td><td>50</td><td>7,35</td><td>10,35</td></tr> <tr><td>40</td><td>26</td><td>10</td><td>38</td><td>41</td><td>56</td><td>7,95</td><td>10,80</td></tr> <tr><td>50</td><td>28</td><td>11</td><td>50</td><td>53</td><td>68,5</td><td>9,45</td><td>12,90</td></tr> <tr><td>65</td><td>32</td><td>12</td><td>66</td><td>70</td><td>86</td><td>14,55</td><td>20,70</td></tr> <tr><td>80</td><td>37</td><td>12</td><td>81</td><td>85</td><td>100</td><td>23,10</td><td>32,85</td></tr> <tr><td>100</td><td>44</td><td>15</td><td>100</td><td>104</td><td>120</td><td>36,00</td><td>51,90</td></tr> <tr><td>125</td><td>34</td><td>17</td><td>125</td><td>129</td><td>149</td><td>70,65</td><td>111,60</td></tr> <tr><td>150</td><td>37</td><td>18</td><td>150</td><td>154</td><td>175</td><td>139,50</td><td>252,45</td></tr> </tbody> </table>	DN	A	B	C	D	E	304	316L	10	17	6	10	13	22,5	3,90	5,25	15	17	6	16	19	28,5	4,80	7,05	20	18	8	20	23	36,5	5,70	8,10	25	22	10	26	29	44	6,60	8,85	32	25	10	32	35	50	7,35	10,35	40	26	10	38	41	56	7,95	10,80	50	28	11	50	53	68,5	9,45	12,90	65	32	12	66	70	86	14,55	20,70	80	37	12	81	85	100	23,10	32,85	100	44	15	100	104	120	36,00	51,90	125	34	17	125	129	149	70,65	111,60	150	37	18	150	154	175	139,50	252,45																																																												
DN	A	B	C	D	E	304	316L																																																																																																																																																																																																																																																								
10	21	4	12.2	12	Rd 28x1/8"	7,80	10,30																																																																																																																																																																																																																																																								
15	21	4	18.2	12	Rd 34x1/8"	8,20	11,20																																																																																																																																																																																																																																																								
20	24	6	22.2	12	Rd 44x1/8"	9,90	13,40																																																																																																																																																																																																																																																								
25	29	7	28.2	15	Rd 52x1/6"	9,00	12,50																																																																																																																																																																																																																																																								
32	32	7	34.2	18	Rd 58x1/6"	10,50	13,80																																																																																																																																																																																																																																																								
40	33	7	40.2	20	Rd 65x1/6"	10,80	14,50																																																																																																																																																																																																																																																								
50	35	7	52.2	22	Rd 78x1/6"	12,60	17,00																																																																																																																																																																																																																																																								
65	40	8	70.3	25	Rd 95x1/6"	18,90	25,40																																																																																																																																																																																																																																																								
80	45	8	85.3	28	Rd 110x1/4"	29,10	38,10																																																																																																																																																																																																																																																								
100	54	10	104.3	35	Rd 130x1/4"	43,30	60,40																																																																																																																																																																																																																																																								
DN	A	B	C	D	E	304	316L																																																																																																																																																																																																																																																								
10	17	6	10	13	22,5	3,90	5,25																																																																																																																																																																																																																																																								
15	17	6	16	19	28,5	4,80	7,05																																																																																																																																																																																																																																																								
20	18	8	20	23	36,5	5,70	8,10																																																																																																																																																																																																																																																								
25	22	10	26	29	44	6,60	8,85																																																																																																																																																																																																																																																								
32	25	10	32	35	50	7,35	10,35																																																																																																																																																																																																																																																								
40	26	10	38	41	56	7,95	10,80																																																																																																																																																																																																																																																								
50	28	11	50	53	68,5	9,45	12,90																																																																																																																																																																																																																																																								
65	32	12	66	70	86	14,55	20,70																																																																																																																																																																																																																																																								
80	37	12	81	85	100	23,10	32,85																																																																																																																																																																																																																																																								
100	44	15	100	104	120	36,00	51,90																																																																																																																																																																																																																																																								
125	34	17	125	129	149	70,65	111,60																																																																																																																																																																																																																																																								
150	37	18	150	154	175	139,50	252,45																																																																																																																																																																																																																																																								
	<p><b>206 Einwalzkegelstutzen D</b> DIN 11851</p> <p>Preise in € je Einheit</p> <table border="1"> <thead> <tr> <th>DN</th> <th>A</th> <th>B</th> <th>C</th> <th>D</th> <th>E</th> <th>304</th> <th>316L</th> </tr> </thead> <tbody> <tr><td>10</td><td>12</td><td>6</td><td>12.2</td><td>12</td><td>22</td><td>3,70</td><td>4,70</td></tr> <tr><td>15</td><td>12</td><td>6</td><td>18.2</td><td>12</td><td>28</td><td>4,50</td><td>6,30</td></tr> <tr><td>20</td><td>12</td><td>8</td><td>22.2</td><td>12</td><td>36</td><td>5,50</td><td>7,40</td></tr> <tr><td>25</td><td>15</td><td>10</td><td>28.2</td><td>15</td><td>44</td><td>6,20</td><td>8,00</td></tr> <tr><td>32</td><td>18</td><td>10</td><td>34.2</td><td>18</td><td>50</td><td>7,00</td><td>9,30</td></tr> <tr><td>40</td><td>20</td><td>10</td><td>40.2</td><td>20</td><td>56</td><td>7,50</td><td>9,70</td></tr> <tr><td>50</td><td>22</td><td>11</td><td>52.2</td><td>22</td><td>68</td><td>9,00</td><td>11,70</td></tr> <tr><td>65</td><td>25</td><td>12</td><td>70.3</td><td>25</td><td>86</td><td>13,30</td><td>17,20</td></tr> <tr><td>80</td><td>28</td><td>12</td><td>85.3</td><td>28</td><td>100</td><td>20,90</td><td>27,20</td></tr> <tr><td>100</td><td>35</td><td>15</td><td>104.3</td><td>35</td><td>120</td><td>32,60</td><td>43,10</td></tr> </tbody> </table>	DN	A	B	C	D	E	304	316L	10	12	6	12.2	12	22	3,70	4,70	15	12	6	18.2	12	28	4,50	6,30	20	12	8	22.2	12	36	5,50	7,40	25	15	10	28.2	15	44	6,20	8,00	32	18	10	34.2	18	50	7,00	9,30	40	20	10	40.2	20	56	7,50	9,70	50	22	11	52.2	22	68	9,00	11,70	65	25	12	70.3	25	86	13,30	17,20	80	28	12	85.3	28	100	20,90	27,20	100	35	15	104.3	35	120	32,60	43,10	 <p>Nutmutter ist 304 auch bei 316L Verschraubung</p>	<p><b>212 a Anschweißverschraubung</b> DIN 11851</p> <p>komplett</p> <p>Preise in € je Einheit</p> <table border="1"> <thead> <tr> <th>DN</th> <th>A</th> <th>B</th> <th>C</th> <th>D</th> <th>E</th> <th>304</th> <th>316L</th> </tr> </thead> <tbody> <tr><td>10</td><td>34</td><td></td><td>10</td><td>13</td><td>38</td><td>21,75</td><td>26,55</td></tr> <tr><td>15</td><td>34</td><td></td><td>16</td><td>19</td><td>44</td><td>24,60</td><td>32,05</td></tr> <tr><td>20</td><td>36</td><td></td><td>20</td><td>23</td><td>54</td><td>27,00</td><td>34,35</td></tr> <tr><td>25</td><td>44</td><td></td><td>26</td><td>29</td><td>63</td><td>26,40</td><td>33,45</td></tr> <tr><td>32</td><td>50</td><td></td><td>32</td><td>35</td><td>70</td><td>29,40</td><td>37,05</td></tr> <tr><td>40</td><td>52</td><td></td><td>38</td><td>41</td><td>78</td><td>30,60</td><td>38,85</td></tr> <tr><td>50</td><td>56</td><td></td><td>50</td><td>53</td><td>92</td><td>36,00</td><td>45,75</td></tr> <tr><td>65</td><td>64</td><td></td><td>66</td><td>70</td><td>112</td><td>57,15</td><td>75,60</td></tr> <tr><td>80</td><td>74</td><td></td><td>81</td><td>85</td><td>127</td><td>89,70</td><td>116,70</td></tr> <tr><td>100</td><td>88</td><td></td><td>100</td><td>104</td><td>148</td><td>130,05</td><td>175,80</td></tr> <tr><td>125</td><td>68</td><td></td><td>125</td><td>129</td><td>178</td><td>248,40</td><td>354,30</td></tr> <tr><td>150</td><td>74</td><td></td><td>150</td><td>154</td><td>210</td><td>460,95</td><td>706,50</td></tr> </tbody> </table>	DN	A	B	C	D	E	304	316L	10	34		10	13	38	21,75	26,55	15	34		16	19	44	24,60	32,05	20	36		20	23	54	27,00	34,35	25	44		26	29	63	26,40	33,45	32	50		32	35	70	29,40	37,05	40	52		38	41	78	30,60	38,85	50	56		50	53	92	36,00	45,75	65	64		66	70	112	57,15	75,60	80	74		81	85	127	89,70	116,70	100	88		100	104	148	130,05	175,80	125	68		125	129	178	248,40	354,30	150	74		150	154	210	460,95	706,50																																																												
DN	A	B	C	D	E	304	316L																																																																																																																																																																																																																																																								
10	12	6	12.2	12	22	3,70	4,70																																																																																																																																																																																																																																																								
15	12	6	18.2	12	28	4,50	6,30																																																																																																																																																																																																																																																								
20	12	8	22.2	12	36	5,50	7,40																																																																																																																																																																																																																																																								
25	15	10	28.2	15	44	6,20	8,00																																																																																																																																																																																																																																																								
32	18	10	34.2	18	50	7,00	9,30																																																																																																																																																																																																																																																								
40	20	10	40.2	20	56	7,50	9,70																																																																																																																																																																																																																																																								
50	22	11	52.2	22	68	9,00	11,70																																																																																																																																																																																																																																																								
65	25	12	70.3	25	86	13,30	17,20																																																																																																																																																																																																																																																								
80	28	12	85.3	28	100	20,90	27,20																																																																																																																																																																																																																																																								
100	35	15	104.3	35	120	32,60	43,10																																																																																																																																																																																																																																																								
DN	A	B	C	D	E	304	316L																																																																																																																																																																																																																																																								
10	34		10	13	38	21,75	26,55																																																																																																																																																																																																																																																								
15	34		16	19	44	24,60	32,05																																																																																																																																																																																																																																																								
20	36		20	23	54	27,00	34,35																																																																																																																																																																																																																																																								
25	44		26	29	63	26,40	33,45																																																																																																																																																																																																																																																								
32	50		32	35	70	29,40	37,05																																																																																																																																																																																																																																																								
40	52		38	41	78	30,60	38,85																																																																																																																																																																																																																																																								
50	56		50	53	92	36,00	45,75																																																																																																																																																																																																																																																								
65	64		66	70	112	57,15	75,60																																																																																																																																																																																																																																																								
80	74		81	85	127	89,70	116,70																																																																																																																																																																																																																																																								
100	88		100	104	148	130,05	175,80																																																																																																																																																																																																																																																								
125	68		125	129	178	248,40	354,30																																																																																																																																																																																																																																																								
150	74		150	154	210	460,95	706,50																																																																																																																																																																																																																																																								
	<p><b>210 Nutmutter F</b> DIN 11851</p> <p>Preise in € je Einheit</p> <table border="1"> <thead> <tr> <th>DN</th> <th>A</th> <th>B</th> <th>C</th> <th>D</th> <th>E</th> <th>304</th> <th>316L</th> </tr> </thead> <tbody> <tr><td>10</td><td>18</td><td>3</td><td>19</td><td>38</td><td>Rd 28x1/8"</td><td>9,20</td><td>12,80</td></tr> <tr><td>15</td><td>18</td><td>3</td><td>25</td><td>44</td><td>Rd 34x1/8"</td><td>10,60</td><td>14,00</td></tr> <tr><td>20</td><td>21</td><td>3</td><td>31</td><td>54</td><td>Rd 44x1/6"</td><td>10,50</td><td>13,50</td></tr> <tr><td>25</td><td>21</td><td>3</td><td>36</td><td>63</td><td>Rd 52x1/6"</td><td>9,80</td><td>13,20</td></tr> <tr><td>32</td><td>21</td><td>3</td><td>42</td><td>70</td><td>Rd 58x1/6"</td><td>10,50</td><td>13,70</td></tr> <tr><td>40</td><td>21</td><td>3</td><td>49</td><td>78</td><td>Rd 65x1/6"</td><td>10,70</td><td>15,10</td></tr> <tr><td>50</td><td>22</td><td>3</td><td>62</td><td>92</td><td>Rd 78x1/6"</td><td>12,50</td><td>17,10</td></tr> <tr><td>65</td><td>25</td><td>4</td><td>80</td><td>112</td><td>Rd 95x1/6"</td><td>19,70</td><td>26,20</td></tr> <tr><td>80</td><td>30</td><td>4</td><td>94</td><td>127</td><td>Rd 110x1/4"</td><td>31,10</td><td>42,60</td></tr> <tr><td>100</td><td>31</td><td>5</td><td>115</td><td>148</td><td>Rd 130x1/4"</td><td>41,70</td><td>58,10</td></tr> <tr><td>125</td><td>35</td><td>5</td><td>138</td><td>178</td><td>Rd 160x1/4"</td><td>80,00</td><td>112,50</td></tr> <tr><td>150</td><td>40</td><td>6</td><td>164</td><td>210</td><td>Rd 190x1/4"</td><td>155,70</td><td>192,20</td></tr> <tr><td>75/3"</td><td>25</td><td>4</td><td>88</td><td>119</td><td>Rd 104x1/6"</td><td>34,20</td><td>46,60</td></tr> </tbody> </table>	DN	A	B	C	D	E	304	316L	10	18	3	19	38	Rd 28x1/8"	9,20	12,80	15	18	3	25	44	Rd 34x1/8"	10,60	14,00	20	21	3	31	54	Rd 44x1/6"	10,50	13,50	25	21	3	36	63	Rd 52x1/6"	9,80	13,20	32	21	3	42	70	Rd 58x1/6"	10,50	13,70	40	21	3	49	78	Rd 65x1/6"	10,70	15,10	50	22	3	62	92	Rd 78x1/6"	12,50	17,10	65	25	4	80	112	Rd 95x1/6"	19,70	26,20	80	30	4	94	127	Rd 110x1/4"	31,10	42,60	100	31	5	115	148	Rd 130x1/4"	41,70	58,10	125	35	5	138	178	Rd 160x1/4"	80,00	112,50	150	40	6	164	210	Rd 190x1/4"	155,70	192,20	75/3"	25	4	88	119	Rd 104x1/6"	34,20	46,60		<p><b>211 Dichtring G</b> DIN 11851</p> <p>Preise in € je Einheit</p> <table border="1"> <thead> <tr> <th>DN</th> <th>A</th> <th>B</th> <th>C</th> <th>D</th> <th>Perbunan blau</th> <th>EPDM schwarz</th> <th>Teflon weiß</th> <th>Silikon transp.</th> <th>Viton schwarz</th> </tr> </thead> <tbody> <tr><td>10</td><td>4.5</td><td></td><td>12</td><td>20</td><td>0,50</td><td>0,60</td><td>1,40</td><td>1,60</td><td>3,80</td></tr> <tr><td>15</td><td>4.5</td><td></td><td>18</td><td>26</td><td>0,50</td><td>0,60</td><td>1,80</td><td>1,80</td><td>4,10</td></tr> <tr><td>20</td><td>4.5</td><td></td><td>23</td><td>33</td><td>0,60</td><td>0,60</td><td>0,30</td><td>2,00</td><td>4,10</td></tr> <tr><td>25</td><td>5</td><td></td><td>30</td><td>40</td><td>0,60</td><td>0,70</td><td>2,90</td><td>1,60</td><td>4,40</td></tr> <tr><td>32</td><td>5</td><td></td><td>36</td><td>46</td><td>0,60</td><td>0,70</td><td>3,50</td><td>1,70</td><td>5,20</td></tr> <tr><td>40</td><td>5</td><td></td><td>42</td><td>52</td><td>0,60</td><td>0,90</td><td>4,00</td><td>2,00</td><td>5,60</td></tr> <tr><td>50</td><td>5</td><td></td><td>54</td><td>64</td><td>0,70</td><td>1,00</td><td>4,40</td><td>2,60</td><td>6,30</td></tr> <tr><td>65</td><td>5</td><td></td><td>71</td><td>81</td><td>0,90</td><td>1,80</td><td>6,10</td><td>3,20</td><td>10,20</td></tr> <tr><td>80</td><td>5</td><td></td><td>85</td><td>95</td><td>1,20</td><td>2,00</td><td>11,00</td><td>3,50</td><td>12,20</td></tr> <tr><td>100</td><td>6</td><td></td><td>104</td><td>114</td><td>1,80</td><td>2,60</td><td>17,40</td><td>5,60</td><td>17,40</td></tr> <tr><td>125</td><td>7</td><td></td><td>130</td><td>142</td><td>2,90</td><td>3,50</td><td>27,80</td><td>10,00</td><td>30,80</td></tr> <tr><td>150</td><td>7</td><td></td><td>155</td><td>167</td><td>3,20</td><td>5,20</td><td>30,40</td><td>11,80</td><td>34,80</td></tr> <tr><td>75/3"</td><td>5</td><td></td><td>78</td><td>88</td><td>2,40</td><td>2,90</td><td>14,50</td><td>6,60</td><td>19,80</td></tr> </tbody> </table>	DN	A	B	C	D	Perbunan blau	EPDM schwarz	Teflon weiß	Silikon transp.	Viton schwarz	10	4.5		12	20	0,50	0,60	1,40	1,60	3,80	15	4.5		18	26	0,50	0,60	1,80	1,80	4,10	20	4.5		23	33	0,60	0,60	0,30	2,00	4,10	25	5		30	40	0,60	0,70	2,90	1,60	4,40	32	5		36	46	0,60	0,70	3,50	1,70	5,20	40	5		42	52	0,60	0,90	4,00	2,00	5,60	50	5		54	64	0,70	1,00	4,40	2,60	6,30	65	5		71	81	0,90	1,80	6,10	3,20	10,20	80	5		85	95	1,20	2,00	11,00	3,50	12,20	100	6		104	114	1,80	2,60	17,40	5,60	17,40	125	7		130	142	2,90	3,50	27,80	10,00	30,80	150	7		155	167	3,20	5,20	30,40	11,80	34,80	75/3"	5		78	88	2,40	2,90	14,50	6,60	19,80
DN	A	B	C	D	E	304	316L																																																																																																																																																																																																																																																								
10	18	3	19	38	Rd 28x1/8"	9,20	12,80																																																																																																																																																																																																																																																								
15	18	3	25	44	Rd 34x1/8"	10,60	14,00																																																																																																																																																																																																																																																								
20	21	3	31	54	Rd 44x1/6"	10,50	13,50																																																																																																																																																																																																																																																								
25	21	3	36	63	Rd 52x1/6"	9,80	13,20																																																																																																																																																																																																																																																								
32	21	3	42	70	Rd 58x1/6"	10,50	13,70																																																																																																																																																																																																																																																								
40	21	3	49	78	Rd 65x1/6"	10,70	15,10																																																																																																																																																																																																																																																								
50	22	3	62	92	Rd 78x1/6"	12,50	17,10																																																																																																																																																																																																																																																								
65	25	4	80	112	Rd 95x1/6"	19,70	26,20																																																																																																																																																																																																																																																								
80	30	4	94	127	Rd 110x1/4"	31,10	42,60																																																																																																																																																																																																																																																								
100	31	5	115	148	Rd 130x1/4"	41,70	58,10																																																																																																																																																																																																																																																								
125	35	5	138	178	Rd 160x1/4"	80,00	112,50																																																																																																																																																																																																																																																								
150	40	6	164	210	Rd 190x1/4"	155,70	192,20																																																																																																																																																																																																																																																								
75/3"	25	4	88	119	Rd 104x1/6"	34,20	46,60																																																																																																																																																																																																																																																								
DN	A	B	C	D	Perbunan blau	EPDM schwarz	Teflon weiß	Silikon transp.	Viton schwarz																																																																																																																																																																																																																																																						
10	4.5		12	20	0,50	0,60	1,40	1,60	3,80																																																																																																																																																																																																																																																						
15	4.5		18	26	0,50	0,60	1,80	1,80	4,10																																																																																																																																																																																																																																																						
20	4.5		23	33	0,60	0,60	0,30	2,00	4,10																																																																																																																																																																																																																																																						
25	5		30	40	0,60	0,70	2,90	1,60	4,40																																																																																																																																																																																																																																																						
32	5		36	46	0,60	0,70	3,50	1,70	5,20																																																																																																																																																																																																																																																						
40	5		42	52	0,60	0,90	4,00	2,00	5,60																																																																																																																																																																																																																																																						
50	5		54	64	0,70	1,00	4,40	2,60	6,30																																																																																																																																																																																																																																																						
65	5		71	81	0,90	1,80	6,10	3,20	10,20																																																																																																																																																																																																																																																						
80	5		85	95	1,20	2,00	11,00	3,50	12,20																																																																																																																																																																																																																																																						
100	6		104	114	1,80	2,60	17,40	5,60	17,40																																																																																																																																																																																																																																																						
125	7		130	142	2,90	3,50	27,80	10,00	30,80																																																																																																																																																																																																																																																						
150	7		155	167	3,20	5,20	30,40	11,80	34,80																																																																																																																																																																																																																																																						
75/3"	5		78	88	2,40	2,90	14,50	6,60	19,80																																																																																																																																																																																																																																																						
	<p><b>212 Einwalzverschraubung kpl.</b> DIN 11851</p> <p>Nutmutter AISI 304 auch bei AISI 316L Verschraubung</p> <p>Preise in € je Einheit</p> <table border="1"> <thead> <tr> <th>DN</th> <th>A</th> <th>B</th> <th>C</th> <th>D</th> <th>E</th> <th>304</th> <th>316L</th> </tr> </thead> <tbody> <tr><td>10</td><td>34</td><td></td><td>10.5</td><td>12.2</td><td>38</td><td>20,90</td><td>24,50</td></tr> <tr><td>15</td><td>34</td><td></td><td>16.5</td><td>18.2</td><td>44</td><td>23,60</td><td>28,60</td></tr> <tr><td>20</td><td>36</td><td></td><td>20.5</td><td>22.2</td><td>54</td><td>26,00</td><td>31,60</td></tr> <tr><td>25</td><td>44</td><td></td><td>26.5</td><td>28.2</td><td>63</td><td>25,30</td><td>30,70</td></tr> <tr><td>32</td><td>50</td><td></td><td>32.5</td><td>34.2</td><td>70</td><td>28,20</td><td>34,10</td></tr> <tr><td>40</td><td>52</td><td></td><td>38.5</td><td>40.2</td><td>78</td><td>29,40</td><td>35,60</td></tr> <tr><td>50</td><td>56</td><td></td><td>50.5</td><td>52.2</td><td>92</td><td>34,60</td><td>41,90</td></tr> <tr><td>65</td><td>64</td><td></td><td>66.5</td><td>70.3</td><td>112</td><td>52,40</td><td>63,50</td></tr> <tr><td>80</td><td>74</td><td></td><td>81.5</td><td>85.3</td><td>127</td><td>82,20</td><td>98,10</td></tr> <tr><td>100</td><td>88</td><td></td><td>100.5</td><td>104.3</td><td>148</td><td>118,00</td><td>147,70</td></tr> </tbody> </table>	DN	A	B	C	D	E	304	316L	10	34		10.5	12.2	38	20,90	24,50	15	34		16.5	18.2	44	23,60	28,60	20	36		20.5	22.2	54	26,00	31,60	25	44		26.5	28.2	63	25,30	30,70	32	50		32.5	34.2	70	28,20	34,10	40	52		38.5	40.2	78	29,40	35,60	50	56		50.5	52.2	92	34,60	41,90	65	64		66.5	70.3	112	52,40	63,50	80	74		81.5	85.3	127	82,20	98,10	100	88		100.5	104.3	148	118,00	147,70		<p><b>211 b Dichtring G mit Bund</b></p> <p>Preise in € je Einheit</p> <table border="1"> <thead> <tr> <th>DN</th> <th>A</th> <th>B</th> <th>C</th> <th>D</th> <th>Perbunan blau</th> <th>EPDM schwarz</th> <th>Teflon weiß</th> <th>Silikon transp.</th> <th>Viton schwarz</th> </tr> </thead> <tbody> <tr><td>10</td><td>5.5</td><td></td><td>12</td><td>20</td><td>1,00</td><td>1,20</td><td></td><td>2,10</td><td>7,20</td></tr> <tr><td>15</td><td>5.5</td><td></td><td>18</td><td>26</td><td>1,15</td><td>1,20</td><td></td><td>2,40</td><td>7,50</td></tr> <tr><td>20</td><td>5.5</td><td></td><td>23</td><td>33</td><td>1,15</td><td>1,20</td><td></td><td>2,90</td><td>7,80</td></tr> <tr><td>25</td><td>6</td><td></td><td>30</td><td>40</td><td>1,35</td><td>1,50</td><td></td><td>2,40</td><td>8,40</td></tr> <tr><td>32</td><td>6</td><td></td><td>36</td><td>46</td><td>1,50</td><td>1,80</td><td></td><td>2,90</td><td>9,00</td></tr> <tr><td>40</td><td>6</td><td></td><td>42</td><td>52</td><td>1,80</td><td>2,10</td><td></td><td>3,00</td><td>9,60</td></tr> <tr><td>50</td><td>6</td><td></td><td>54</td><td>64</td><td>2,10</td><td>2,40</td><td></td><td>3,60</td><td>10,20</td></tr> <tr><td>65</td><td>6</td><td></td><td>71</td><td>81</td><td>2,85</td><td>3,60</td><td></td><td>4,50</td><td>12,00</td></tr> <tr><td>80</td><td>6</td><td></td><td>85</td><td>95</td><td>3,25</td><td>4,20</td><td></td><td>5,40</td><td>14,40</td></tr> <tr><td>100</td><td>6</td><td></td><td>104</td><td>114</td><td>4,30</td><td>5,40</td><td></td><td>7,20</td><td>21,00</td></tr> <tr><td>125</td><td>7</td><td></td><td>130</td><td>142</td><td>4,55</td><td>7,50</td><td></td><td>12,60</td><td>37,50</td></tr> <tr><td>150</td><td>7</td><td></td><td>155</td><td>167</td><td>7,20</td><td>12,00</td><td></td><td>15,00</td><td>42,00</td></tr> </tbody> </table> <p>auf Anfrage</p>	DN	A	B	C	D	Perbunan blau	EPDM schwarz	Teflon weiß	Silikon transp.	Viton schwarz	10	5.5		12	20	1,00	1,20		2,10	7,20	15	5.5		18	26	1,15	1,20		2,40	7,50	20	5.5		23	33	1,15	1,20		2,90	7,80	25	6		30	40	1,35	1,50		2,40	8,40	32	6		36	46	1,50	1,80		2,90	9,00	40	6		42	52	1,80	2,10		3,00	9,60	50	6		54	64	2,10	2,40		3,60	10,20	65	6		71	81	2,85	3,60		4,50	12,00	80	6		85	95	3,25	4,20		5,40	14,40	100	6		104	114	4,30	5,40		7,20	21,00	125	7		130	142	4,55	7,50		12,60	37,50	150	7		155	167	7,20	12,00		15,00	42,00																																		
DN	A	B	C	D	E	304	316L																																																																																																																																																																																																																																																								
10	34		10.5	12.2	38	20,90	24,50																																																																																																																																																																																																																																																								
15	34		16.5	18.2	44	23,60	28,60																																																																																																																																																																																																																																																								
20	36		20.5	22.2	54	26,00	31,60																																																																																																																																																																																																																																																								
25	44		26.5	28.2	63	25,30	30,70																																																																																																																																																																																																																																																								
32	50		32.5	34.2	70	28,20	34,10																																																																																																																																																																																																																																																								
40	52		38.5	40.2	78	29,40	35,60																																																																																																																																																																																																																																																								
50	56		50.5	52.2	92	34,60	41,90																																																																																																																																																																																																																																																								
65	64		66.5	70.3	112	52,40	63,50																																																																																																																																																																																																																																																								
80	74		81.5	85.3	127	82,20	98,10																																																																																																																																																																																																																																																								
100	88		100.5	104.3	148	118,00	147,70																																																																																																																																																																																																																																																								
DN	A	B	C	D	Perbunan blau	EPDM schwarz	Teflon weiß	Silikon transp.	Viton schwarz																																																																																																																																																																																																																																																						
10	5.5		12	20	1,00	1,20		2,10	7,20																																																																																																																																																																																																																																																						
15	5.5		18	26	1,15	1,20		2,40	7,50																																																																																																																																																																																																																																																						
20	5.5		23	33	1,15	1,20		2,90	7,80																																																																																																																																																																																																																																																						
25	6		30	40	1,35	1,50		2,40	8,40																																																																																																																																																																																																																																																						
32	6		36	46	1,50	1,80		2,90	9,00																																																																																																																																																																																																																																																						
40	6		42	52	1,80	2,10		3,00	9,60																																																																																																																																																																																																																																																						
50	6		54	64	2,10	2,40		3,60	10,20																																																																																																																																																																																																																																																						
65	6		71	81	2,85	3,60		4,50	12,00																																																																																																																																																																																																																																																						
80	6		85	95	3,25	4,20		5,40	14,40																																																																																																																																																																																																																																																						
100	6		104	114	4,30	5,40		7,20	21,00																																																																																																																																																																																																																																																						
125	7		130	142	4,55	7,50		12,60	37,50																																																																																																																																																																																																																																																						
150	7		155	167	7,20	12,00		15,00	42,00																																																																																																																																																																																																																																																						
	<p><b>213 Anschweißgewindestutzen SC</b> DIN 11851</p> <p>Reihe 2</p> <p>Preise in € je Einheit</p> <table border="1"> <thead> <tr> <th>DN</th> <th>A</th> <th>B</th> <th>C</th> <th>D</th> <th>E</th> <th>304</th> <th>316L</th> </tr> </thead> <tbody> <tr><td>10</td><td>21</td><td>4</td><td>10</td><td>13</td><td>Rd 28x1/8"</td><td>8,25</td><td>11,25</td></tr> <tr><td>15</td><td>21</td><td>4</td><td>16</td><td>19</td><td>Rd 34x1/8"</td><td>8,70</td><td>12,45</td></tr> <tr><td>20</td><td>24</td><td>6</td><td>20</td><td>23</td><td>Rd 44x1/6"</td><td>10,50</td><td>14,70</td></tr> <tr><td>25</td><td>29</td><td>7</td><td>26</td><td>29</td><td>Rd 52x1/6"</td><td>9,45</td><td>13,80</td></tr> <tr><td>32</td><td>32</td><td>7</td><td>32</td><td>35</td><td>Rd 58x1/6"</td><td>11,10</td><td>15,75</td></tr> <tr><td>40</td><td>33</td><td>7</td><td>38</td><td>41</td><td>Rd 65x1/6"</td><td>11,40</td><td>16,05</td></tr> <tr><td>50</td><td>35</td><td>7</td><td>50</td><td>53</td><td>Rd 78x1/6"</td><td>13,35</td><td>18,75</td></tr> <tr><td>65</td><td>40</td><td>8</td><td>66</td><td>70</td><td>Rd 95x1/6"</td><td>20,85</td><td>30,60</td></tr> <tr><td>80</td><td>45</td><td>8</td><td>81</td><td>85</td><td>Rd 110x1/4"</td><td>32,25</td><td>45,90</td></tr> <tr><td>100</td><td>54</td><td>10</td><td>100</td><td>104</td><td>Rd 130x1/4"</td><td>47,85</td><td>72,90</td></tr> <tr><td>125</td><td>46</td><td>12</td><td>125</td><td>129</td><td>Rd 160x1/4"</td><td>89,40</td><td>145,80</td></tr> <tr><td>150</td><td>50</td><td>13</td><td>150</td><td>154</td><td>Rd 190x1/4"</td><td>150,60</td><td>266,40</td></tr> </tbody> </table>	DN	A	B	C	D	E	304	316L	10	21	4	10	13	Rd 28x1/8"	8,25	11,25	15	21	4	16	19	Rd 34x1/8"	8,70	12,45	20	24	6	20	23	Rd 44x1/6"	10,50	14,70	25	29	7	26	29	Rd 52x1/6"	9,45	13,80	32	32	7	32	35	Rd 58x1/6"	11,10	15,75	40	33	7	38	41	Rd 65x1/6"	11,40	16,05	50	35	7	50	53	Rd 78x1/6"	13,35	18,75	65	40	8	66	70	Rd 95x1/6"	20,85	30,60	80	45	8	81	85	Rd 110x1/4"	32,25	45,90	100	54	10	100	104	Rd 130x1/4"	47,85	72,90	125	46	12	125	129	Rd 160x1/4"	89,40	145,80	150	50	13	150	154	Rd 190x1/4"	150,60	266,40		<p><b>211 h Dichtring hohe Ausführung</b></p> <p>Preise in DM je Einheit</p> <table border="1"> <thead> <tr> <th>DN</th> <th>A</th> <th>B</th> <th>C</th> <th>D</th> <th>Perbunan blau</th> <th>EPDM schwarz</th> <th>Teflon weiß</th> <th>Silikon transp.</th> <th>Viton schwarz</th> </tr> </thead> <tbody> <tr><td>25</td><td>7</td><td></td><td>30</td><td>40</td><td>2,10</td><td>2,30</td><td></td><td></td><td></td></tr> <tr><td>32</td><td>7</td><td></td><td>36</td><td>46</td><td>2,30</td><td>2,60</td><td></td><td></td><td></td></tr> <tr><td>40</td><td>7</td><td></td><td>42</td><td>52</td><td>2,60</td><td>2,90</td><td></td><td></td><td></td></tr> <tr><td>50</td><td>8</td><td></td><td>54</td><td>64</td><td>2,90</td><td>3,50</td><td></td><td></td><td></td></tr> <tr><td>65</td><td>8</td><td></td><td>71</td><td>81</td><td>3,50</td><td>4,10</td><td></td><td></td><td></td></tr> <tr><td>80</td><td>8</td><td></td><td>85</td><td>95</td><td>4,10</td><td>4,70</td><td></td><td></td><td></td></tr> <tr><td>100</td><td>8</td><td></td><td>104</td><td>114</td><td>4,70</td><td>5,20</td><td></td><td></td><td></td></tr> <tr><td>125</td><td>8</td><td></td><td>130</td><td>142</td><td>7,30</td><td>8,20</td><td></td><td></td><td></td></tr> <tr><td>150</td><td>8</td><td></td><td>155</td><td>167</td><td>10,20</td><td>11,60</td><td></td><td></td><td></td></tr> </tbody> </table> <p>auf Anfrage</p>	DN	A	B	C	D	Perbunan blau	EPDM schwarz	Teflon weiß	Silikon transp.	Viton schwarz	25	7		30	40	2,10	2,30				32	7		36	46	2,30	2,60				40	7		42	52	2,60	2,90				50	8		54	64	2,90	3,50				65	8		71	81	3,50	4,10				80	8		85	95	4,10	4,70				100	8		104	114	4,70	5,20				125	8		130	142	7,30	8,20				150	8		155	167	10,20	11,60																																																			
DN	A	B	C	D	E	304	316L																																																																																																																																																																																																																																																								
10	21	4	10	13	Rd 28x1/8"	8,25	11,25																																																																																																																																																																																																																																																								
15	21	4	16	19	Rd 34x1/8"	8,70	12,45																																																																																																																																																																																																																																																								
20	24	6	20	23	Rd 44x1/6"	10,50	14,70																																																																																																																																																																																																																																																								
25	29	7	26	29	Rd 52x1/6"	9,45	13,80																																																																																																																																																																																																																																																								
32	32	7	32	35	Rd 58x1/6"	11,10	15,75																																																																																																																																																																																																																																																								
40	33	7	38	41	Rd 65x1/6"	11,40	16,05																																																																																																																																																																																																																																																								
50	35	7	50	53	Rd 78x1/6"	13,35	18,75																																																																																																																																																																																																																																																								
65	40	8	66	70	Rd 95x1/6"	20,85	30,60																																																																																																																																																																																																																																																								
80	45	8	81	85	Rd 110x1/4"	32,25	45,90																																																																																																																																																																																																																																																								
100	54	10	100	104	Rd 130x1/4"	47,85	72,90																																																																																																																																																																																																																																																								
125	46	12	125	129	Rd 160x1/4"	89,40	145,80																																																																																																																																																																																																																																																								
150	50	13	150	154	Rd 190x1/4"	150,60	266,40																																																																																																																																																																																																																																																								
DN	A	B	C	D	Perbunan blau	EPDM schwarz	Teflon weiß	Silikon transp.	Viton schwarz																																																																																																																																																																																																																																																						
25	7		30	40	2,10	2,30																																																																																																																																																																																																																																																									
32	7		36	46	2,30	2,60																																																																																																																																																																																																																																																									
40	7		42	52	2,60	2,90																																																																																																																																																																																																																																																									
50	8		54	64	2,90	3,50																																																																																																																																																																																																																																																									
65	8		71	81	3,50	4,10																																																																																																																																																																																																																																																									
80	8		85	95	4,10	4,70																																																																																																																																																																																																																																																									
100	8		104	114	4,70	5,20																																																																																																																																																																																																																																																									
125	8		130	142	7,30	8,20																																																																																																																																																																																																																																																									
150	8		155	167	10,20	11,60																																																																																																																																																																																																																																																									

## Technische Informationen für Dichtringe

Name	Silikon (VMQ)	EPDM (Ethylen-Propylen-Dien-Kautschuk)	Viton (FPM)	Perbunan (NBR)	PTFE (Polytetrafluoräthylen)
Einsatztemperatur	in wasser bis 100°C beständig	Dauereinsatz von minus 40°C bis 140°C	Dauereinsatz von minus 20°C bis 200°C	Dauereinsatz von minus 25°C bis 110°C	bis 200°C physiologisch unbedenklich, Einsatz von -200°C bis +260°C
	Dampfsterilisator kurzfristig bis 120°C - 130°C	Dampfsterilisierbar bis 130°C	Dampfsterilisierbar kurzfristig bis 130°C - 140°C	Dampfsterilisierbar kurzfristig bis 130°C	
typ. Einsatzbereich	hohe thermische Belastbarkeit  gute Kältebeständigkeit, für Lebensmittel gut geeignet, dielektrische Eigenschaften  gute Beständigkeit gegenüber Alkoholen	gute Quellbeständigkeit bei:  * verdünnte anorg.-und organische Säuren, Medien, oxidierend wirkende Medien, Laugen und Kentonen  * in Heißwasserr und Dampf bis 130°C	gute Quellbeständigkeit bei:  * Mineralölen * pflanzliche und tierischen Ölen  + Fetten (auch bestimmte Additive)  * Kraftstoffe	gute Quellbeständigkeit bei:  * aliphatischen Kohlenwasserstoffen (wie Propan, Butan, Benzin, Mineralölen)  * Fett auf Mineralölbasis	gute Quellbeständigkeit in nahezu allen Teilen  Oberfläche glatt und abweisend, dadurch kein Haften von Rückständen  chemische Beständigkeit besser als bei allen anderen Elastomeren  kaum brennbar
Einsatzgrenzen	hohe Quellung bei: * niedermolekularen Ethern und Ethern  * aliphatischen Kohlen- wasserstoffen  * konz. Säuren und Alkalien	nicht einzusetzen bei: * pflanzlichen und tierischen Ölen  * aliphatischen aromatischen und chlorierten Kohlen- wasserstoffen * Mineralöle	stark quellend bei: * polaren Lösungsmitteln wie Aceton, Methyl- keton, Ethylacetat, Diethylether u. Dioxane  * niedermolekularen organ. Säuren (Ameisen- und Essigsäuren) * Ammoniakgase, Amine u. Alkalien  * überhitzter Wasserdampf	nicht beständig bei: * polaren Lösungsmitteln  * chlorierten Kohlen- wasserstoffen  * Ketone  * Aromaten (Benzol)  * Ester	nicht beständig bei: * flüssigen Alkalimetallen und einigen Flourverbindungen in Verbindung mit hohem Druck und Temperatur  kein gummielastischer Werkstoff
Werkstoffzulassung	BGA/FDA	BGA/FDA	BGA/FDA	BGA/FDA	BGA/FDA

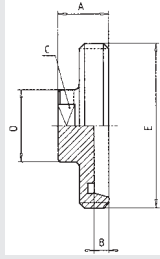
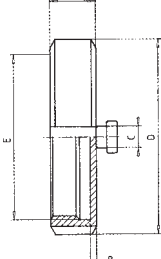
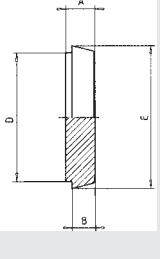
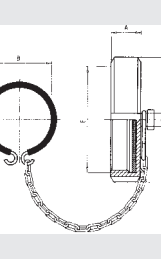
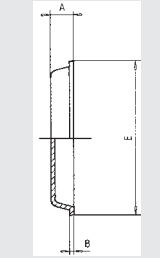
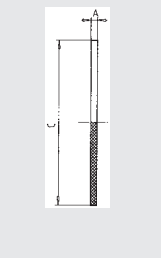
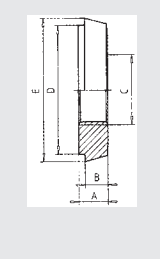


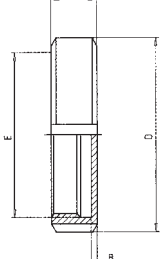
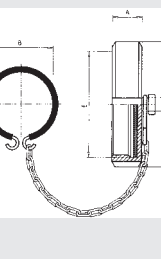
	205 k Anschweißgewindestutzen kurz							206 k Anschweißkegelstutzen kurz								
	Preise in € je Einheit							Preise in € je Einheit								
	DN	A	B	C	D	E	304	316L	DN	A	B	C	D	E	304	316L
	10	17	4	10	13	Rd 28x1/8"	9,30		10	13	6	10	13	22	4,00	
	15	17	4	16	19	Rd 34x1/8"	10,20		15	13	6	16	19	28	5,30	
	20	19	6	20	23	Rd 44x1/8"	12,10		20	13	8	20	23	36	6,80	
	25	22	7	26	29	Rd 52x1/6"	10,00	14,00	25	15	10	26	29	44	6,80	9,30
	32	22	7	32	35	Rd 58x1/6"	10,70	14,80	32	15	10	32	35	50	8,10	10,80
	40	22	7	38	41	Rd 65x1/6"	11,70	15,80	40	15	10	38	41	56	8,50	11,30
	50	23	7	50	53	Rd 78x1/6"	13,50	18,20	50	16	11	50	53	68	9,90	13,40
	65	25	8	66	71	Rd 95x1/6"	18,90	25,10	65	17	12	66	71	86	12,80	17,40
	80	25	8	81	85	Rd 110x1/4"	31,40	41,60	80	17	12	81	85	100	22,60	29,70
	100	30	10	100	104	Rd 130x1/4"	46,20	61,70	100	20	15	100	104	121	36,90	50,00

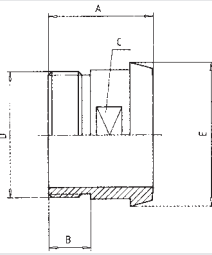
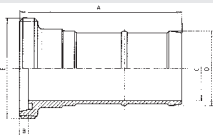
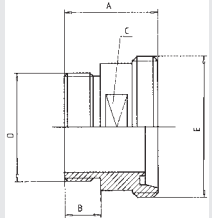
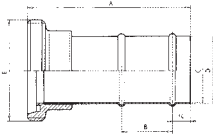
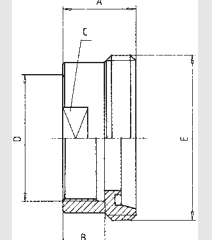
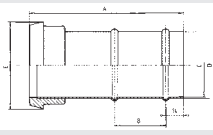
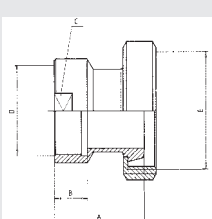
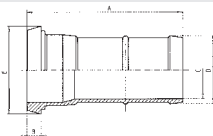
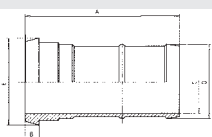
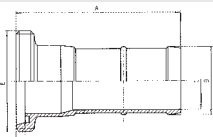


	<p><b>213 i Anschweißgewindestutzen S ISO</b></p> <p>Preise in € je Einheit</p> <table border="1"> <thead> <tr> <th>DN</th> <th>A</th> <th>B</th> <th>C</th> <th>D</th> <th>E</th> <th>304</th> <th>316L</th> </tr> </thead> <tbody> <tr><td>10</td><td>21</td><td>4</td><td>14</td><td>17,2</td><td>Rd 28x1/8"</td><td>11,40</td><td>17,80</td></tr> <tr><td>15</td><td>21</td><td>4</td><td>17,3</td><td>21,3</td><td>Rd 34x1/8"</td><td>11,80</td><td>18,10</td></tr> <tr><td>20</td><td>24</td><td>6</td><td>22,9</td><td>26,9</td><td>Rd 44x1/8"</td><td>12,20</td><td>18,70</td></tr> <tr><td>25</td><td>29</td><td>7</td><td>29,7</td><td>33,7</td><td>Rd 52x1/6"</td><td>15,20</td><td>23,60</td></tr> <tr><td>32</td><td>32</td><td>7</td><td>38,4</td><td>42,4</td><td>Rd 58x1/6"</td><td>16,20</td><td>24,50</td></tr> <tr><td>40</td><td>33</td><td>7</td><td>44,3</td><td>48,3</td><td>Rd 65x1/6"</td><td>16,80</td><td>25,20</td></tr> <tr><td>50</td><td>35</td><td>7</td><td>56,3</td><td>60,3</td><td>Rd 78x1/6"</td><td>19,00</td><td>28,40</td></tr> <tr><td>65</td><td>40</td><td>8</td><td>72,1</td><td>76,1</td><td>Rd 95x1/6"</td><td>23,80</td><td>37,80</td></tr> <tr><td>80</td><td>45</td><td>8</td><td>84,9</td><td>88,9</td><td>Rd 110x1/4"</td><td>34,20</td><td>56,00</td></tr> <tr><td>100</td><td>54</td><td>10</td><td>110,3</td><td>114,3</td><td>Rd 130x1/4"</td><td>46,30</td><td>81,80</td></tr> </tbody> </table>	DN	A	B	C	D	E	304	316L	10	21	4	14	17,2	Rd 28x1/8"	11,40	17,80	15	21	4	17,3	21,3	Rd 34x1/8"	11,80	18,10	20	24	6	22,9	26,9	Rd 44x1/8"	12,20	18,70	25	29	7	29,7	33,7	Rd 52x1/6"	15,20	23,60	32	32	7	38,4	42,4	Rd 58x1/6"	16,20	24,50	40	33	7	44,3	48,3	Rd 65x1/6"	16,80	25,20	50	35	7	56,3	60,3	Rd 78x1/6"	19,00	28,40	65	40	8	72,1	76,1	Rd 95x1/6"	23,80	37,80	80	45	8	84,9	88,9	Rd 110x1/4"	34,20	56,00	100	54	10	110,3	114,3	Rd 130x1/4"	46,30	81,80		<p><b>216 Dichtung für Dehnungsverschraubung</b></p> <p>Preise in DM je Einheit</p> <table border="1"> <thead> <tr> <th>DN</th> <th>A</th> <th>B</th> <th>C</th> <th>D</th> <th>E</th> <th>Perbunan</th> <th>EPDM</th> <th>Teflon</th> </tr> </thead> <tbody> <tr><td>25</td><td>10</td><td></td><td>28,4</td><td>40</td><td></td><td>7,80</td><td></td><td></td></tr> <tr><td>32</td><td>10</td><td></td><td>34,4</td><td>48</td><td></td><td>8,40</td><td></td><td></td></tr> <tr><td>40</td><td>10</td><td></td><td>40,4</td><td>54</td><td></td><td>10,40</td><td></td><td></td></tr> <tr><td>50</td><td>10</td><td></td><td>52,4</td><td>67</td><td></td><td>18,80</td><td></td><td></td></tr> <tr><td>65</td><td>10</td><td></td><td>70,5</td><td>84</td><td></td><td>48,20</td><td></td><td></td></tr> <tr><td>80</td><td>20</td><td></td><td>85,5</td><td>98</td><td></td><td>66,40</td><td></td><td></td></tr> <tr><td>100</td><td>20</td><td></td><td>104,5</td><td>120</td><td></td><td>79,40</td><td></td><td></td></tr> </tbody> </table> <p style="writing-mode: vertical-rl; transform: rotate(180deg);">auf Anfrage</p>	DN	A	B	C	D	E	Perbunan	EPDM	Teflon	25	10		28,4	40		7,80			32	10		34,4	48		8,40			40	10		40,4	54		10,40			50	10		52,4	67		18,80			65	10		70,5	84		48,20			80	20		85,5	98		66,40			100	20		104,5	120		79,40																																																																																																																																										
DN	A	B	C	D	E	304	316L																																																																																																																																																																																																																																																																																																				
10	21	4	14	17,2	Rd 28x1/8"	11,40	17,80																																																																																																																																																																																																																																																																																																				
15	21	4	17,3	21,3	Rd 34x1/8"	11,80	18,10																																																																																																																																																																																																																																																																																																				
20	24	6	22,9	26,9	Rd 44x1/8"	12,20	18,70																																																																																																																																																																																																																																																																																																				
25	29	7	29,7	33,7	Rd 52x1/6"	15,20	23,60																																																																																																																																																																																																																																																																																																				
32	32	7	38,4	42,4	Rd 58x1/6"	16,20	24,50																																																																																																																																																																																																																																																																																																				
40	33	7	44,3	48,3	Rd 65x1/6"	16,80	25,20																																																																																																																																																																																																																																																																																																				
50	35	7	56,3	60,3	Rd 78x1/6"	19,00	28,40																																																																																																																																																																																																																																																																																																				
65	40	8	72,1	76,1	Rd 95x1/6"	23,80	37,80																																																																																																																																																																																																																																																																																																				
80	45	8	84,9	88,9	Rd 110x1/4"	34,20	56,00																																																																																																																																																																																																																																																																																																				
100	54	10	110,3	114,3	Rd 130x1/4"	46,30	81,80																																																																																																																																																																																																																																																																																																				
DN	A	B	C	D	E	Perbunan	EPDM	Teflon																																																																																																																																																																																																																																																																																																			
25	10		28,4	40		7,80																																																																																																																																																																																																																																																																																																					
32	10		34,4	48		8,40																																																																																																																																																																																																																																																																																																					
40	10		40,4	54		10,40																																																																																																																																																																																																																																																																																																					
50	10		52,4	67		18,80																																																																																																																																																																																																																																																																																																					
65	10		70,5	84		48,20																																																																																																																																																																																																																																																																																																					
80	20		85,5	98		66,40																																																																																																																																																																																																																																																																																																					
100	20		104,5	120		79,40																																																																																																																																																																																																																																																																																																					
	<p><b>213 z Anschweißgewindestutzen für Zoll-Rohre</b></p> <p>Preise in € je Einheit</p> <table border="1"> <thead> <tr> <th>DN</th> <th>A</th> <th>B</th> <th>C</th> <th>D</th> <th>E</th> <th>304</th> <th>316L</th> </tr> </thead> <tbody> <tr><td>1"</td><td>29</td><td>7</td><td>22,9</td><td>31</td><td>Rd 52x1/6"</td><td>10,70</td><td>15,50</td></tr> <tr><td>1 1/4"</td><td>32</td><td>7</td><td>29,3</td><td>37</td><td>Rd 58x1/6"</td><td>12,60</td><td>17,40</td></tr> <tr><td>1 1/2"</td><td>33</td><td>7</td><td>35,1</td><td>43</td><td>Rd 65x1/6"</td><td>13,20</td><td>17,80</td></tr> <tr><td>2"</td><td>35</td><td>7</td><td>47,8</td><td>55</td><td>Rd 78x1/6"</td><td>15,00</td><td>20,50</td></tr> <tr><td>2 1/2"</td><td>40</td><td>8</td><td>60,5</td><td>72</td><td>Rd 95x1/6"</td><td>22,90</td><td>32,10</td></tr> <tr><td>3"</td><td>40</td><td>8</td><td>72,1</td><td>79</td><td>Rd 104x1/6"</td><td>35,40</td><td>48,00</td></tr> <tr><td>4"</td><td>54</td><td>10</td><td>97,6</td><td>106</td><td>Rd 130x1/4"</td><td>59,00</td><td>77,70</td></tr> </tbody> </table>	DN	A	B	C	D	E	304	316L	1"	29	7	22,9	31	Rd 52x1/6"	10,70	15,50	1 1/4"	32	7	29,3	37	Rd 58x1/6"	12,60	17,40	1 1/2"	33	7	35,1	43	Rd 65x1/6"	13,20	17,80	2"	35	7	47,8	55	Rd 78x1/6"	15,00	20,50	2 1/2"	40	8	60,5	72	Rd 95x1/6"	22,90	32,10	3"	40	8	72,1	79	Rd 104x1/6"	35,40	48,00	4"	54	10	97,6	106	Rd 130x1/4"	59,00	77,70		<p><b>226 a Reduziergewindestutzen zum Anschweißen</b></p> <p>Preise in € je Einheit</p> <table border="1"> <thead> <tr> <th>DN</th> <th>A</th> <th>B</th> <th>C</th> <th>D</th> <th>E</th> <th>304</th> <th>316L</th> </tr> </thead> <tbody> <tr><td>25/10</td><td>29</td><td>7</td><td>10</td><td>26</td><td>Rd 52x1/6"</td><td>33,60</td><td>40,80</td></tr> <tr><td>25/15</td><td>-</td><td>7</td><td>16</td><td>26</td><td>Rd 52x1/6"</td><td>33,60</td><td>40,80</td></tr> <tr><td>25/20</td><td>27</td><td>7</td><td>20</td><td>26</td><td>Rd 52x1/6"</td><td>30,20</td><td>45,30</td></tr> <tr><td>32/10</td><td>29</td><td>7</td><td>10</td><td>32</td><td>Rd 58x1/6"</td><td>36,90</td><td>50,10</td></tr> <tr><td>32/15</td><td>29</td><td>7</td><td>16</td><td>32</td><td>Rd 58x1/6"</td><td>36,90</td><td>50,10</td></tr> <tr><td>32/20</td><td>-</td><td>7</td><td>20</td><td>32</td><td>Rd 58x1/6"</td><td>33,30</td><td>46,40</td></tr> <tr><td>32/25</td><td>31</td><td>7</td><td>26</td><td>32</td><td>Rd 58x1/6"</td><td>33,30</td><td>46,40</td></tr> <tr><td>40/15</td><td>29</td><td>7</td><td>16</td><td>38</td><td>Rd 65x1/6"</td><td>42,70</td><td>53,30</td></tr> <tr><td>40/20</td><td>29</td><td>7</td><td>20</td><td>38</td><td>Rd 65x1/6"</td><td>36,00</td><td>48,10</td></tr> <tr><td>40/25</td><td>31</td><td>7</td><td>26</td><td>38</td><td>Rd 65x1/6"</td><td>36,00</td><td>48,10</td></tr> <tr><td>40/32</td><td>32</td><td>7</td><td>32</td><td>38</td><td>Rd 65x1/6"</td><td>38,10</td><td>50,40</td></tr> <tr><td>50/20</td><td>29</td><td>7</td><td>20</td><td>50</td><td>Rd 78x1/6"</td><td>59,60</td><td>78,10</td></tr> <tr><td>50/25</td><td>26</td><td>7</td><td>26</td><td>50</td><td>Rd 78x1/6"</td><td>59,60</td><td>78,10</td></tr> <tr><td>50/32</td><td>29</td><td>7</td><td>32</td><td>50</td><td>Rd 78x1/6"</td><td>42,50</td><td>55,40</td></tr> <tr><td>50/40</td><td>33</td><td>7</td><td>38</td><td>50</td><td>Rd 78x1/6"</td><td>43,20</td><td>56,20</td></tr> <tr><td>65/25</td><td>34</td><td>8</td><td>26</td><td>66</td><td>Rd 95x1/6"</td><td>127,30</td><td>173,90</td></tr> <tr><td>65/32</td><td>39</td><td>8</td><td>32</td><td>66</td><td>Rd 95x1/6"</td><td>127,30</td><td>173,90</td></tr> <tr><td>65/40</td><td>39</td><td>8</td><td>38</td><td>66</td><td>Rd 95x1/6"</td><td>112,50</td><td>152,60</td></tr> <tr><td>65/50</td><td>38</td><td>8</td><td>50</td><td>66</td><td>Rd 95x1/6"</td><td>66,20</td><td>90,00</td></tr> <tr><td>80/32</td><td>41</td><td>8</td><td>32</td><td>81</td><td>Rd 110x1/4"</td><td>223,40</td><td>294,60</td></tr> <tr><td>80/40</td><td>43</td><td>8</td><td>38</td><td>81</td><td>Rd 110x1/4"</td><td>223,40</td><td>294,60</td></tr> <tr><td>80/50</td><td>45</td><td>8</td><td>50</td><td>81</td><td>Rd 110x1/4"</td><td>202,90</td><td>277,90</td></tr> <tr><td>80/65</td><td>43</td><td>8</td><td>66</td><td>81</td><td>Rd 110x1/4"</td><td>148,10</td><td>203,60</td></tr> <tr><td>100/50</td><td>49</td><td>10</td><td>50</td><td>100</td><td>Rd 130x1/4"</td><td>320,80</td><td>440,60</td></tr> <tr><td>100/65</td><td>49</td><td>10</td><td>66</td><td>100</td><td>Rd 130x1/4"</td><td>290,20</td><td>385,60</td></tr> <tr><td>100/80</td><td>51</td><td>10</td><td>81</td><td>100</td><td>Rd 130x1/4"</td><td>227,80</td><td>394,60</td></tr> </tbody> </table>	DN	A	B	C	D	E	304	316L	25/10	29	7	10	26	Rd 52x1/6"	33,60	40,80	25/15	-	7	16	26	Rd 52x1/6"	33,60	40,80	25/20	27	7	20	26	Rd 52x1/6"	30,20	45,30	32/10	29	7	10	32	Rd 58x1/6"	36,90	50,10	32/15	29	7	16	32	Rd 58x1/6"	36,90	50,10	32/20	-	7	20	32	Rd 58x1/6"	33,30	46,40	32/25	31	7	26	32	Rd 58x1/6"	33,30	46,40	40/15	29	7	16	38	Rd 65x1/6"	42,70	53,30	40/20	29	7	20	38	Rd 65x1/6"	36,00	48,10	40/25	31	7	26	38	Rd 65x1/6"	36,00	48,10	40/32	32	7	32	38	Rd 65x1/6"	38,10	50,40	50/20	29	7	20	50	Rd 78x1/6"	59,60	78,10	50/25	26	7	26	50	Rd 78x1/6"	59,60	78,10	50/32	29	7	32	50	Rd 78x1/6"	42,50	55,40	50/40	33	7	38	50	Rd 78x1/6"	43,20	56,20	65/25	34	8	26	66	Rd 95x1/6"	127,30	173,90	65/32	39	8	32	66	Rd 95x1/6"	127,30	173,90	65/40	39	8	38	66	Rd 95x1/6"	112,50	152,60	65/50	38	8	50	66	Rd 95x1/6"	66,20	90,00	80/32	41	8	32	81	Rd 110x1/4"	223,40	294,60	80/40	43	8	38	81	Rd 110x1/4"	223,40	294,60	80/50	45	8	50	81	Rd 110x1/4"	202,90	277,90	80/65	43	8	66	81	Rd 110x1/4"	148,10	203,60	100/50	49	10	50	100	Rd 130x1/4"	320,80	440,60	100/65	49	10	66	100	Rd 130x1/4"	290,20	385,60	100/80	51	10	81	100	Rd 130x1/4"	227,80	394,60																
DN	A	B	C	D	E	304	316L																																																																																																																																																																																																																																																																																																				
1"	29	7	22,9	31	Rd 52x1/6"	10,70	15,50																																																																																																																																																																																																																																																																																																				
1 1/4"	32	7	29,3	37	Rd 58x1/6"	12,60	17,40																																																																																																																																																																																																																																																																																																				
1 1/2"	33	7	35,1	43	Rd 65x1/6"	13,20	17,80																																																																																																																																																																																																																																																																																																				
2"	35	7	47,8	55	Rd 78x1/6"	15,00	20,50																																																																																																																																																																																																																																																																																																				
2 1/2"	40	8	60,5	72	Rd 95x1/6"	22,90	32,10																																																																																																																																																																																																																																																																																																				
3"	40	8	72,1	79	Rd 104x1/6"	35,40	48,00																																																																																																																																																																																																																																																																																																				
4"	54	10	97,6	106	Rd 130x1/4"	59,00	77,70																																																																																																																																																																																																																																																																																																				
DN	A	B	C	D	E	304	316L																																																																																																																																																																																																																																																																																																				
25/10	29	7	10	26	Rd 52x1/6"	33,60	40,80																																																																																																																																																																																																																																																																																																				
25/15	-	7	16	26	Rd 52x1/6"	33,60	40,80																																																																																																																																																																																																																																																																																																				
25/20	27	7	20	26	Rd 52x1/6"	30,20	45,30																																																																																																																																																																																																																																																																																																				
32/10	29	7	10	32	Rd 58x1/6"	36,90	50,10																																																																																																																																																																																																																																																																																																				
32/15	29	7	16	32	Rd 58x1/6"	36,90	50,10																																																																																																																																																																																																																																																																																																				
32/20	-	7	20	32	Rd 58x1/6"	33,30	46,40																																																																																																																																																																																																																																																																																																				
32/25	31	7	26	32	Rd 58x1/6"	33,30	46,40																																																																																																																																																																																																																																																																																																				
40/15	29	7	16	38	Rd 65x1/6"	42,70	53,30																																																																																																																																																																																																																																																																																																				
40/20	29	7	20	38	Rd 65x1/6"	36,00	48,10																																																																																																																																																																																																																																																																																																				
40/25	31	7	26	38	Rd 65x1/6"	36,00	48,10																																																																																																																																																																																																																																																																																																				
40/32	32	7	32	38	Rd 65x1/6"	38,10	50,40																																																																																																																																																																																																																																																																																																				
50/20	29	7	20	50	Rd 78x1/6"	59,60	78,10																																																																																																																																																																																																																																																																																																				
50/25	26	7	26	50	Rd 78x1/6"	59,60	78,10																																																																																																																																																																																																																																																																																																				
50/32	29	7	32	50	Rd 78x1/6"	42,50	55,40																																																																																																																																																																																																																																																																																																				
50/40	33	7	38	50	Rd 78x1/6"	43,20	56,20																																																																																																																																																																																																																																																																																																				
65/25	34	8	26	66	Rd 95x1/6"	127,30	173,90																																																																																																																																																																																																																																																																																																				
65/32	39	8	32	66	Rd 95x1/6"	127,30	173,90																																																																																																																																																																																																																																																																																																				
65/40	39	8	38	66	Rd 95x1/6"	112,50	152,60																																																																																																																																																																																																																																																																																																				
65/50	38	8	50	66	Rd 95x1/6"	66,20	90,00																																																																																																																																																																																																																																																																																																				
80/32	41	8	32	81	Rd 110x1/4"	223,40	294,60																																																																																																																																																																																																																																																																																																				
80/40	43	8	38	81	Rd 110x1/4"	223,40	294,60																																																																																																																																																																																																																																																																																																				
80/50	45	8	50	81	Rd 110x1/4"	202,90	277,90																																																																																																																																																																																																																																																																																																				
80/65	43	8	66	81	Rd 110x1/4"	148,10	203,60																																																																																																																																																																																																																																																																																																				
100/50	49	10	50	100	Rd 130x1/4"	320,80	440,60																																																																																																																																																																																																																																																																																																				
100/65	49	10	66	100	Rd 130x1/4"	290,20	385,60																																																																																																																																																																																																																																																																																																				
100/80	51	10	81	100	Rd 130x1/4"	227,80	394,60																																																																																																																																																																																																																																																																																																				
	<p><b>214 i Anschweißkegelstutzen S ISO</b></p> <p>Preise in € je Einheit</p> <table border="1"> <thead> <tr> <th>DN</th> <th>A</th> <th>B</th> <th>C</th> <th>D</th> <th>E</th> <th>304</th> <th>316L</th> </tr> </thead> <tbody> <tr><td>10</td><td>17</td><td>6</td><td>14</td><td>17,2</td><td>22</td><td>10,10</td><td>15,20</td></tr> <tr><td>15</td><td>17</td><td>6</td><td>17,3</td><td>21,3</td><td>28</td><td>10,50</td><td>15,60</td></tr> <tr><td>20</td><td>18</td><td>8</td><td>22,9</td><td>26,9</td><td>36</td><td>10,80</td><td>16,00</td></tr> <tr><td>25</td><td>22</td><td>10</td><td>29,7</td><td>33,7</td><td>44</td><td>13,40</td><td>20,20</td></tr> <tr><td>32</td><td>25</td><td>10</td><td>38,4</td><td>42,4</td><td>50</td><td>14,30</td><td>21,00</td></tr> <tr><td>40</td><td>26</td><td>10</td><td>44,3</td><td>48,3</td><td>56</td><td>14,80</td><td>21,60</td></tr> <tr><td>50</td><td>28</td><td>11</td><td>56,3</td><td>60,3</td><td>68</td><td>16,80</td><td>24,30</td></tr> <tr><td>65</td><td>32</td><td>12</td><td>72,1</td><td>76,1</td><td>86</td><td>21,00</td><td>32,40</td></tr> <tr><td>80</td><td>37</td><td>12</td><td>84,9</td><td>88,9</td><td>100</td><td>30,10</td><td>48,00</td></tr> <tr><td>100</td><td>44</td><td>15</td><td>110,3</td><td>114,3</td><td>120</td><td>46,50</td><td>70,10</td></tr> </tbody> </table>	DN	A	B	C	D	E	304	316L	10	17	6	14	17,2	22	10,10	15,20	15	17	6	17,3	21,3	28	10,50	15,60	20	18	8	22,9	26,9	36	10,80	16,00	25	22	10	29,7	33,7	44	13,40	20,20	32	25	10	38,4	42,4	50	14,30	21,00	40	26	10	44,3	48,3	56	14,80	21,60	50	28	11	56,3	60,3	68	16,80	24,30	65	32	12	72,1	76,1	86	21,00	32,40	80	37	12	84,9	88,9	100	30,10	48,00	100	44	15	110,3	114,3	120	46,50	70,10		<p><b>224 a Reduzierkegelstutzen zum Anschweißen</b></p> <p>Preise in € je Einheit</p> <table border="1"> <thead> <tr> <th>DN</th> <th>A</th> <th>B</th> <th>C</th> <th>D</th> <th>E</th> <th>304</th> <th>316L</th> </tr> </thead> <tbody> <tr><td>25/10</td><td>22</td><td>10</td><td>10</td><td>26</td><td>44</td><td>30,90</td><td>33,70</td></tr> <tr><td>25/15</td><td>20</td><td>10</td><td>16</td><td>26</td><td>44</td><td>29,10</td><td>33,70</td></tr> <tr><td>25/20</td><td>20</td><td>10</td><td>20</td><td>26</td><td>44</td><td>29,20</td><td>32,40</td></tr> <tr><td>32/10</td><td>25</td><td>10</td><td>10</td><td>32</td><td>50</td><td>25,20</td><td>33,90</td></tr> <tr><td>32/15</td><td>23</td><td>10</td><td>16</td><td>32</td><td>50</td><td>25,20</td><td>33,90</td></tr> <tr><td>32/20</td><td>23</td><td>10</td><td>20</td><td>32</td><td>50</td><td>23,50</td><td>30,80</td></tr> <tr><td>32/25</td><td>24</td><td>10</td><td>26</td><td>32</td><td>50</td><td>23,50</td><td>30,80</td></tr> <tr><td>40/15</td><td>25</td><td>10</td><td>16</td><td>38</td><td>56</td><td>28,90</td><td>36,90</td></tr> <tr><td>40/20</td><td>25</td><td>10</td><td>20</td><td>38</td><td>56</td><td>28,90</td><td>36,90</td></tr> <tr><td>40/25</td><td>24</td><td>10</td><td>26</td><td>38</td><td>56</td><td>25,80</td><td>33,80</td></tr> <tr><td>40/32</td><td>24</td><td>10</td><td>32</td><td>38</td><td>56</td><td>26,40</td><td>34,40</td></tr> <tr><td>50/25</td><td>28</td><td>11</td><td>26</td><td>50</td><td>68</td><td>44,90</td><td>58,80</td></tr> <tr><td>50/32</td><td>23</td><td>11</td><td>32</td><td>50</td><td>68</td><td>35,90</td><td>47,10</td></tr> <tr><td>50/40</td><td>26</td><td>11</td><td>38</td><td>50</td><td>68</td><td>27,60</td><td>36,30</td></tr> <tr><td>65/25</td><td>32</td><td>12</td><td>26</td><td>66</td><td>86</td><td>96,60</td><td>131,90</td></tr> <tr><td>65/32</td><td>32</td><td>12</td><td>32</td><td>66</td><td>86</td><td>96,60</td><td>131,90</td></tr> <tr><td>65/40</td><td>26</td><td>12</td><td>38</td><td>66</td><td>86</td><td>46,80</td><td>63,70</td></tr> <tr><td>65/50</td><td>30</td><td>12</td><td>50</td><td>66</td><td>86</td><td>43,60</td><td>59,80</td></tr> <tr><td>80/32</td><td>35</td><td>12</td><td>32</td><td>81</td><td>100</td><td>119,60</td><td>166,40</td></tr> <tr><td>80/40</td><td>36</td><td>12</td><td>38</td><td>81</td><td>100</td><td>119,60</td><td>166,40</td></tr> <tr><td>80/50</td><td>30</td><td>12</td><td>50</td><td>81</td><td>100</td><td>73,00</td><td>99,40</td></tr> <tr><td>80/65</td><td>35</td><td>12</td><td>66</td><td>81</td><td>100</td><td>65,40</td><td>89,30</td></tr> <tr><td>100/50</td><td>40</td><td>15</td><td>50</td><td>100</td><td>121</td><td>186,20</td><td>255,60</td></tr> <tr><td>100/65</td><td>40</td><td>15</td><td>66</td><td>100</td><td>121</td><td>153,10</td><td>215,70</td></tr> <tr><td>100/80</td><td>42</td><td>15</td><td>81</td><td>100</td><td>121</td><td>128,70</td><td>175,50</td></tr> </tbody> </table>	DN	A	B	C	D	E	304	316L	25/10	22	10	10	26	44	30,90	33,70	25/15	20	10	16	26	44	29,10	33,70	25/20	20	10	20	26	44	29,20	32,40	32/10	25	10	10	32	50	25,20	33,90	32/15	23	10	16	32	50	25,20	33,90	32/20	23	10	20	32	50	23,50	30,80	32/25	24	10	26	32	50	23,50	30,80	40/15	25	10	16	38	56	28,90	36,90	40/20	25	10	20	38	56	28,90	36,90	40/25	24	10	26	38	56	25,80	33,80	40/32	24	10	32	38	56	26,40	34,40	50/25	28	11	26	50	68	44,90	58,80	50/32	23	11	32	50	68	35,90	47,10	50/40	26	11	38	50	68	27,60	36,30	65/25	32	12	26	66	86	96,60	131,90	65/32	32	12	32	66	86	96,60	131,90	65/40	26	12	38	66	86	46,80	63,70	65/50	30	12	50	66	86	43,60	59,80	80/32	35	12	32	81	100	119,60	166,40	80/40	36	12	38	81	100	119,60	166,40	80/50	30	12	50	81	100	73,00	99,40	80/65	35	12	66	81	100	65,40	89,30	100/50	40	15	50	100	121	186,20	255,60	100/65	40	15	66	100	121	153,10	215,70	100/80	42	15	81	100	121	128,70	175,50
DN	A	B	C	D	E	304	316L																																																																																																																																																																																																																																																																																																				
10	17	6	14	17,2	22	10,10	15,20																																																																																																																																																																																																																																																																																																				
15	17	6	17,3	21,3	28	10,50	15,60																																																																																																																																																																																																																																																																																																				
20	18	8	22,9	26,9	36	10,80	16,00																																																																																																																																																																																																																																																																																																				
25	22	10	29,7	33,7	44	13,40	20,20																																																																																																																																																																																																																																																																																																				
32	25	10	38,4	42,4	50	14,30	21,00																																																																																																																																																																																																																																																																																																				
40	26	10	44,3	48,3	56	14,80	21,60																																																																																																																																																																																																																																																																																																				
50	28	11	56,3	60,3	68	16,80	24,30																																																																																																																																																																																																																																																																																																				
65	32	12	72,1	76,1	86	21,00	32,40																																																																																																																																																																																																																																																																																																				
80	37	12	84,9	88,9	100	30,10	48,00																																																																																																																																																																																																																																																																																																				
100	44	15	110,3	114,3	120	46,50	70,10																																																																																																																																																																																																																																																																																																				
DN	A	B	C	D	E	304	316L																																																																																																																																																																																																																																																																																																				
25/10	22	10	10	26	44	30,90	33,70																																																																																																																																																																																																																																																																																																				
25/15	20	10	16	26	44	29,10	33,70																																																																																																																																																																																																																																																																																																				
25/20	20	10	20	26	44	29,20	32,40																																																																																																																																																																																																																																																																																																				
32/10	25	10	10	32	50	25,20	33,90																																																																																																																																																																																																																																																																																																				
32/15	23	10	16	32	50	25,20	33,90																																																																																																																																																																																																																																																																																																				
32/20	23	10	20	32	50	23,50	30,80																																																																																																																																																																																																																																																																																																				
32/25	24	10	26	32	50	23,50	30,80																																																																																																																																																																																																																																																																																																				
40/15	25	10	16	38	56	28,90	36,90																																																																																																																																																																																																																																																																																																				
40/20	25	10	20	38	56	28,90	36,90																																																																																																																																																																																																																																																																																																				
40/25	24	10	26	38	56	25,80	33,80																																																																																																																																																																																																																																																																																																				
40/32	24	10	32	38	56	26,40	34,40																																																																																																																																																																																																																																																																																																				
50/25	28	11	26	50	68	44,90	58,80																																																																																																																																																																																																																																																																																																				
50/32	23	11	32	50	68	35,90	47,10																																																																																																																																																																																																																																																																																																				
50/40	26	11	38	50	68	27,60	36,30																																																																																																																																																																																																																																																																																																				
65/25	32	12	26	66	86	96,60	131,90																																																																																																																																																																																																																																																																																																				
65/32	32	12	32	66	86	96,60	131,90																																																																																																																																																																																																																																																																																																				
65/40	26	12	38	66	86	46,80	63,70																																																																																																																																																																																																																																																																																																				
65/50	30	12	50	66	86	43,60	59,80																																																																																																																																																																																																																																																																																																				
80/32	35	12	32	81	100	119,60	166,40																																																																																																																																																																																																																																																																																																				
80/40	36	12	38	81	100	119,60	166,40																																																																																																																																																																																																																																																																																																				
80/50	30	12	50	81	100	73,00	99,40																																																																																																																																																																																																																																																																																																				
80/65	35	12	66	81	100	65,40	89,30																																																																																																																																																																																																																																																																																																				
100/50	40	15	50	100	121	186,20	255,60																																																																																																																																																																																																																																																																																																				
100/65	40	15	66	100	121	153,10	215,70																																																																																																																																																																																																																																																																																																				
100/80	42	15	81	100	121	128,70	175,50																																																																																																																																																																																																																																																																																																				
	<p><b>214 z Anschweißkegelstutzen für ZOLL-Rohre</b></p> <p>Preise in € je Einheit</p> <table border="1"> <thead> <tr> <th>DN</th> <th>A</th> <th>B</th> <th>C</th> <th>D</th> <th>E</th> <th>304</th> <th>316L</th> </tr> </thead> <tbody> <tr><td>1"</td><td>22</td><td>10</td><td>22,9</td><td>31</td><td>44</td><td>7,60</td><td>10,20</td></tr> <tr><td>1 1/4"</td><td>25</td><td>10</td><td>29,3</td><td>37</td><td>50</td><td>8,50</td><td>11,60</td></tr> <tr><td>1 1/2"</td><td>26</td><td>10</td><td>35,1</td><td>43</td><td>56</td><td>9,40</td><td>12,30</td></tr> <tr><td>2"</td><td>28</td><td>11</td><td>47,8</td><td>55</td><td>68</td><td>11,90</td><td>14,60</td></tr> <tr><td>2 1/2"</td><td>32</td><td>12</td><td>60,5</td><td>72</td><td>86</td><td>17,70</td><td>24,10</td></tr> <tr><td>3"</td><td>32</td><td>12</td><td>72,1</td><td>79</td><td>93</td><td>30,60</td><td>41,90</td></tr> <tr><td>4"</td><td>44</td><td>15</td><td>97,6</td><td>106</td><td>120</td><td>42,80</td><td>56,70</td></tr> </tbody> </table>	DN	A	B	C	D	E	304	316L	1"	22	10	22,9	31	44	7,60	10,20	1 1/4"	25	10	29,3	37	50	8,50	11,60	1 1/2"	26	10	35,1	43	56	9,40	12,30	2"	28	11	47,8	55	68	11,90	14,60	2 1/2"	32	12	60,5	72	86	17,70	24,10	3"	32	12	72,1	79	93	30,60	41,90	4"	44	15	97,6	106	120	42,80	56,70		<p><b>225 Dehnungsverschraubung zum Anschweißen</b></p> <p>Preise in € je Einheit</p> <table border="1"> <thead> <tr> <th>DN</th> <th>A</th> <th>B</th> <th>C</th> <th>D</th> <th>E</th> <th>304</th> <th>316L</th> </tr> </thead> <tbody> <tr><td>25</td><td>42</td><td>15</td><td>26</td><td>28,4</td><td></td><td>68,10</td><td></td></tr> <tr><td>32</td><td>46</td><td>18</td><td>34</td><td>34,4</td><td></td><td>92,20</td><td></td></tr> <tr><td>40</td><td>49</td><td>20</td><td>38</td><td>40,4</td><td></td><td>104,70</td><td></td></tr> <tr><td>50</td><td>52</td><td>22</td><td>50</td><td>52,4</td><td></td><td>111,20</td><td></td></tr> <tr><td>65</td><td>57</td><td>25</td><td>66</td><td>70,5</td><td></td><td>150,90</td><td></td></tr> <tr><td>80</td><td>70</td><td>28</td><td>81</td><td>85,5</td><td></td><td>259,35</td><td></td></tr> <tr><td>100</td><td>78</td><td>35</td><td>100</td><td>104,5</td><td></td><td>378,90</td><td></td></tr> </tbody> </table> <p style="writing-mode: vertical-rl; transform: rotate(180deg);">auf Anfrage</p>	DN	A	B	C	D	E	304	316L	25	42	15	26	28,4		68,10		32	46	18	34	34,4		92,20		40	49	20	38	40,4		104,70		50	52	22	50	52,4		111,20		65	57	25	66	70,5		150,90		80	70	28	81	85,5		259,35		100	78	35	100	104,5		378,90																																																																																																																																																																									
DN	A	B	C	D	E	304	316L																																																																																																																																																																																																																																																																																																				
1"	22	10	22,9	31	44	7,60	10,20																																																																																																																																																																																																																																																																																																				
1 1/4"	25	10	29,3	37	50	8,50	11,60																																																																																																																																																																																																																																																																																																				
1 1/2"	26	10	35,1	43	56	9,40	12,30																																																																																																																																																																																																																																																																																																				
2"	28	11	47,8	55	68	11,90	14,60																																																																																																																																																																																																																																																																																																				
2 1/2"	32	12	60,5	72	86	17,70	24,10																																																																																																																																																																																																																																																																																																				
3"	32	12	72,1	79	93	30,60	41,90																																																																																																																																																																																																																																																																																																				
4"	44	15	97,6	106	120	42,80	56,70																																																																																																																																																																																																																																																																																																				
DN	A	B	C	D	E	304	316L																																																																																																																																																																																																																																																																																																				
25	42	15	26	28,4		68,10																																																																																																																																																																																																																																																																																																					
32	46	18	34	34,4		92,20																																																																																																																																																																																																																																																																																																					
40	49	20	38	40,4		104,70																																																																																																																																																																																																																																																																																																					
50	52	22	50	52,4		111,20																																																																																																																																																																																																																																																																																																					
65	57	25	66	70,5		150,90																																																																																																																																																																																																																																																																																																					
80	70	28	81	85,5		259,35																																																																																																																																																																																																																																																																																																					
100	78	35	100	104,5		378,90																																																																																																																																																																																																																																																																																																					



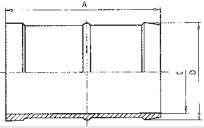
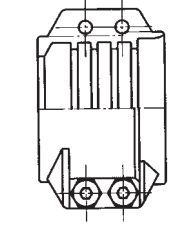
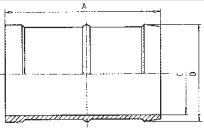
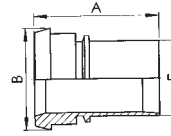
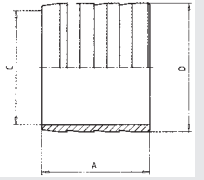
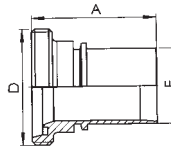

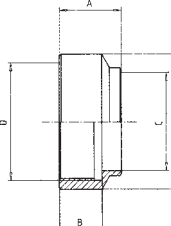
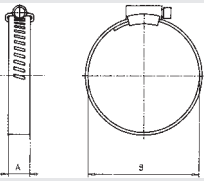
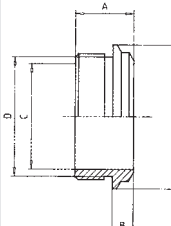
## Rohrverbindungen

	<p><b>217 Blindgewindestutzen</b></p> <p>Preise in € je Einheit</p> <table border="1"> <thead> <tr> <th>DN</th> <th>A</th> <th>B</th> <th>C</th> <th>D</th> <th>E</th> <th>304</th> <th>316L</th> </tr> </thead> <tbody> <tr><td>10</td><td>22</td><td>4</td><td>SW 12</td><td>19</td><td>Rd 28x1/8"</td><td>30,60</td><td>40,50</td></tr> <tr><td>15</td><td>22</td><td>4</td><td>SW 12</td><td>19</td><td>Rd 34x1/8"</td><td>32,30</td><td>41,90</td></tr> <tr><td>20</td><td>24</td><td>6</td><td>SW 12</td><td>19</td><td>Rd 44x1/6"</td><td>33,50</td><td>43,80</td></tr> <tr><td>25</td><td>24</td><td>7</td><td>SW 27</td><td>34</td><td>Rd 52x1/6"</td><td>36,60</td><td>46,40</td></tr> <tr><td>32</td><td>24</td><td>7</td><td>SW 27</td><td>34</td><td>Rd 58x1/6"</td><td>39,20</td><td>50,90</td></tr> <tr><td>40</td><td>24</td><td>7</td><td>SW 27</td><td>34</td><td>Rd 65x1/6"</td><td>42,80</td><td>56,50</td></tr> <tr><td>50</td><td>24</td><td>7</td><td>SW 27</td><td>34</td><td>Rd 78x1/6"</td><td>50,20</td><td>69,30</td></tr> <tr><td>65</td><td>28</td><td>8</td><td>SW 27</td><td>34</td><td>Rd 95x1/6"</td><td>112,30</td><td>150,80</td></tr> <tr><td>80</td><td>30</td><td>8</td><td>SW 27</td><td>34</td><td>Rd 110x1/4"</td><td>136,00</td><td>173,00</td></tr> <tr><td>100</td><td>30</td><td>10</td><td>SW 27</td><td>34</td><td>Rd 130x1/4"</td><td>168,10</td><td>219,60</td></tr> </tbody> </table>	DN	A	B	C	D	E	304	316L	10	22	4	SW 12	19	Rd 28x1/8"	30,60	40,50	15	22	4	SW 12	19	Rd 34x1/8"	32,30	41,90	20	24	6	SW 12	19	Rd 44x1/6"	33,50	43,80	25	24	7	SW 27	34	Rd 52x1/6"	36,60	46,40	32	24	7	SW 27	34	Rd 58x1/6"	39,20	50,90	40	24	7	SW 27	34	Rd 65x1/6"	42,80	56,50	50	24	7	SW 27	34	Rd 78x1/6"	50,20	69,30	65	28	8	SW 27	34	Rd 95x1/6"	112,30	150,80	80	30	8	SW 27	34	Rd 110x1/4"	136,00	173,00	100	30	10	SW 27	34	Rd 130x1/4"	168,10	219,60		<p><b>221 Blindmutter mit Knopf</b></p> <p>Preise in € je Einheit</p> <table border="1"> <thead> <tr> <th>DN</th> <th>A</th> <th>B</th> <th>C</th> <th>D</th> <th>E</th> <th>304</th> <th>316L</th> </tr> </thead> <tbody> <tr><td>10</td><td>18</td><td>3</td><td>10</td><td>38</td><td>Rd 28x1/8"</td><td>27,20</td><td></td></tr> <tr><td>15</td><td>18</td><td>3</td><td>10</td><td>44</td><td>Rd 34x1/8"</td><td>27,80</td><td></td></tr> <tr><td>20</td><td>21</td><td>3</td><td>10</td><td>54</td><td>Rd 44x1/6"</td><td>28,40</td><td></td></tr> <tr><td>25</td><td>21</td><td>3</td><td>10</td><td>63</td><td>Rd 52x1/6"</td><td>24,00</td><td></td></tr> <tr><td>32</td><td>21</td><td>3</td><td>10</td><td>70</td><td>Rd 58x1/6"</td><td>24,80</td><td></td></tr> <tr><td>40</td><td>21</td><td>3</td><td>10</td><td>78</td><td>Rd 65x1/6"</td><td>25,10</td><td></td></tr> <tr><td>50</td><td>22</td><td>3</td><td>10</td><td>92</td><td>Rd 78x1/6"</td><td>28,30</td><td></td></tr> <tr><td>65</td><td>25</td><td>4</td><td>10</td><td>112</td><td>Rd 95x1/6"</td><td>37,30</td><td></td></tr> <tr><td>80</td><td>30</td><td>4</td><td>10</td><td>127</td><td>Rd 110x1/4"</td><td>53,10</td><td></td></tr> <tr><td>100</td><td>31</td><td>5</td><td>10</td><td>148</td><td>Rd 130x1/4"</td><td>73,50</td><td></td></tr> <tr><td>125</td><td>35</td><td>5</td><td>10</td><td>178</td><td>Rd 160x1/4"</td><td>145,20</td><td></td></tr> <tr><td>150</td><td>40</td><td>6</td><td>10</td><td>210</td><td>Rd 190x1/4"</td><td>412,50</td><td></td></tr> </tbody> </table> <p style="text-align: right;">auf Anfrage</p>	DN	A	B	C	D	E	304	316L	10	18	3	10	38	Rd 28x1/8"	27,20		15	18	3	10	44	Rd 34x1/8"	27,80		20	21	3	10	54	Rd 44x1/6"	28,40		25	21	3	10	63	Rd 52x1/6"	24,00		32	21	3	10	70	Rd 58x1/6"	24,80		40	21	3	10	78	Rd 65x1/6"	25,10		50	22	3	10	92	Rd 78x1/6"	28,30		65	25	4	10	112	Rd 95x1/6"	37,30		80	30	4	10	127	Rd 110x1/4"	53,10		100	31	5	10	148	Rd 130x1/4"	73,50		125	35	5	10	178	Rd 160x1/4"	145,20		150	40	6	10	210	Rd 190x1/4"	412,50	
DN	A	B	C	D	E	304	316L																																																																																																																																																																																												
10	22	4	SW 12	19	Rd 28x1/8"	30,60	40,50																																																																																																																																																																																												
15	22	4	SW 12	19	Rd 34x1/8"	32,30	41,90																																																																																																																																																																																												
20	24	6	SW 12	19	Rd 44x1/6"	33,50	43,80																																																																																																																																																																																												
25	24	7	SW 27	34	Rd 52x1/6"	36,60	46,40																																																																																																																																																																																												
32	24	7	SW 27	34	Rd 58x1/6"	39,20	50,90																																																																																																																																																																																												
40	24	7	SW 27	34	Rd 65x1/6"	42,80	56,50																																																																																																																																																																																												
50	24	7	SW 27	34	Rd 78x1/6"	50,20	69,30																																																																																																																																																																																												
65	28	8	SW 27	34	Rd 95x1/6"	112,30	150,80																																																																																																																																																																																												
80	30	8	SW 27	34	Rd 110x1/4"	136,00	173,00																																																																																																																																																																																												
100	30	10	SW 27	34	Rd 130x1/4"	168,10	219,60																																																																																																																																																																																												
DN	A	B	C	D	E	304	316L																																																																																																																																																																																												
10	18	3	10	38	Rd 28x1/8"	27,20																																																																																																																																																																																													
15	18	3	10	44	Rd 34x1/8"	27,80																																																																																																																																																																																													
20	21	3	10	54	Rd 44x1/6"	28,40																																																																																																																																																																																													
25	21	3	10	63	Rd 52x1/6"	24,00																																																																																																																																																																																													
32	21	3	10	70	Rd 58x1/6"	24,80																																																																																																																																																																																													
40	21	3	10	78	Rd 65x1/6"	25,10																																																																																																																																																																																													
50	22	3	10	92	Rd 78x1/6"	28,30																																																																																																																																																																																													
65	25	4	10	112	Rd 95x1/6"	37,30																																																																																																																																																																																													
80	30	4	10	127	Rd 110x1/4"	53,10																																																																																																																																																																																													
100	31	5	10	148	Rd 130x1/4"	73,50																																																																																																																																																																																													
125	35	5	10	178	Rd 160x1/4"	145,20																																																																																																																																																																																													
150	40	6	10	210	Rd 190x1/4"	412,50																																																																																																																																																																																													
	<p><b>218 Blindkegel</b></p> <p>Preise in € je Einheit</p> <table border="1"> <thead> <tr> <th>DN</th> <th>A</th> <th>B</th> <th>C</th> <th>D</th> <th>E</th> <th>304</th> <th>316L</th> </tr> </thead> <tbody> <tr><td>10</td><td>9</td><td>6</td><td></td><td>18</td><td>22</td><td>8,30</td><td>12,40</td></tr> <tr><td>15</td><td>9</td><td>6</td><td></td><td>24</td><td>28</td><td>9,20</td><td>13,30</td></tr> <tr><td>20</td><td>11</td><td>8</td><td></td><td>30</td><td>36</td><td>8,00</td><td>16,70</td></tr> <tr><td>25</td><td>13</td><td>10</td><td></td><td>35</td><td>44</td><td>9,50</td><td>12,80</td></tr> <tr><td>32</td><td>13</td><td>10</td><td></td><td>41</td><td>50</td><td>13,90</td><td>19,60</td></tr> <tr><td>40</td><td>13</td><td>10</td><td></td><td>48</td><td>56</td><td>14,60</td><td>20,00</td></tr> <tr><td>50</td><td>14</td><td>11</td><td></td><td>61</td><td>68</td><td>18,30</td><td>24,60</td></tr> <tr><td>65</td><td>16</td><td>12</td><td></td><td>79</td><td>86</td><td>27,20</td><td>36,70</td></tr> <tr><td>80</td><td>16</td><td>12</td><td></td><td>93</td><td>100</td><td>38,50</td><td>48,60</td></tr> <tr><td>100</td><td>20</td><td>15</td><td></td><td>114</td><td>121</td><td>61,10</td><td>85,70</td></tr> <tr><td>125</td><td>23</td><td>17</td><td></td><td>137</td><td>150</td><td>107,00</td><td>144,60</td></tr> <tr><td>150</td><td>24</td><td>18</td><td></td><td>163</td><td>176</td><td>152,40</td><td>221,90</td></tr> </tbody> </table>	DN	A	B	C	D	E	304	316L	10	9	6		18	22	8,30	12,40	15	9	6		24	28	9,20	13,30	20	11	8		30	36	8,00	16,70	25	13	10		35	44	9,50	12,80	32	13	10		41	50	13,90	19,60	40	13	10		48	56	14,60	20,00	50	14	11		61	68	18,30	24,60	65	16	12		79	86	27,20	36,70	80	16	12		93	100	38,50	48,60	100	20	15		114	121	61,10	85,70	125	23	17		137	150	107,00	144,60	150	24	18		163	176	152,40	221,90		<p><b>221 k Blindmutter komplett</b></p> <p>Preise in € je Einheit</p> <table border="1"> <thead> <tr> <th>DN</th> <th>A</th> <th>B</th> <th>C</th> <th>D</th> <th>E</th> <th>304</th> <th>316L</th> </tr> </thead> <tbody> <tr><td>10</td><td>18</td><td>38</td><td>10</td><td>38</td><td>Rd 28x1/8"</td><td>27,00</td><td></td></tr> <tr><td>15</td><td>18</td><td>38</td><td>10</td><td>44</td><td>Rd 34x1/8"</td><td>27,70</td><td></td></tr> <tr><td>20</td><td>21</td><td>38</td><td>10</td><td>54</td><td>Rd 44x1/6"</td><td>28,50</td><td></td></tr> <tr><td>25</td><td>21</td><td>38</td><td>10</td><td>63</td><td>Rd 52x1/6"</td><td>27,00</td><td></td></tr> <tr><td>32</td><td>21</td><td>51</td><td>10</td><td>70</td><td>Rd 58x1/6"</td><td>27,40</td><td></td></tr> <tr><td>40</td><td>21</td><td>58</td><td>10</td><td>78</td><td>Rd 65x1/6"</td><td>28,30</td><td></td></tr> <tr><td>50</td><td>22</td><td>63</td><td>10</td><td>92</td><td>Rd 78x1/6"</td><td>31,70</td><td></td></tr> <tr><td>65</td><td>25</td><td>84</td><td>10</td><td>112</td><td>Rd 95x1/6"</td><td>35,70</td><td></td></tr> <tr><td>80</td><td>30</td><td>86</td><td>10</td><td>127</td><td>Rd 110x1/4"</td><td>58,50</td><td></td></tr> <tr><td>100</td><td>31</td><td>118</td><td>10</td><td>148</td><td>Rd 130x1/4"</td><td>79,40</td><td></td></tr> </tbody> </table> <p style="text-align: right;">auf Anfrage</p>	DN	A	B	C	D	E	304	316L	10	18	38	10	38	Rd 28x1/8"	27,00		15	18	38	10	44	Rd 34x1/8"	27,70		20	21	38	10	54	Rd 44x1/6"	28,50		25	21	38	10	63	Rd 52x1/6"	27,00		32	21	51	10	70	Rd 58x1/6"	27,40		40	21	58	10	78	Rd 65x1/6"	28,30		50	22	63	10	92	Rd 78x1/6"	31,70		65	25	84	10	112	Rd 95x1/6"	35,70		80	30	86	10	127	Rd 110x1/4"	58,50		100	31	118	10	148	Rd 130x1/4"	79,40	
DN	A	B	C	D	E	304	316L																																																																																																																																																																																												
10	9	6		18	22	8,30	12,40																																																																																																																																																																																												
15	9	6		24	28	9,20	13,30																																																																																																																																																																																												
20	11	8		30	36	8,00	16,70																																																																																																																																																																																												
25	13	10		35	44	9,50	12,80																																																																																																																																																																																												
32	13	10		41	50	13,90	19,60																																																																																																																																																																																												
40	13	10		48	56	14,60	20,00																																																																																																																																																																																												
50	14	11		61	68	18,30	24,60																																																																																																																																																																																												
65	16	12		79	86	27,20	36,70																																																																																																																																																																																												
80	16	12		93	100	38,50	48,60																																																																																																																																																																																												
100	20	15		114	121	61,10	85,70																																																																																																																																																																																												
125	23	17		137	150	107,00	144,60																																																																																																																																																																																												
150	24	18		163	176	152,40	221,90																																																																																																																																																																																												
DN	A	B	C	D	E	304	316L																																																																																																																																																																																												
10	18	38	10	38	Rd 28x1/8"	27,00																																																																																																																																																																																													
15	18	38	10	44	Rd 34x1/8"	27,70																																																																																																																																																																																													
20	21	38	10	54	Rd 44x1/6"	28,50																																																																																																																																																																																													
25	21	38	10	63	Rd 52x1/6"	27,00																																																																																																																																																																																													
32	21	51	10	70	Rd 58x1/6"	27,40																																																																																																																																																																																													
40	21	58	10	78	Rd 65x1/6"	28,30																																																																																																																																																																																													
50	22	63	10	92	Rd 78x1/6"	31,70																																																																																																																																																																																													
65	25	84	10	112	Rd 95x1/6"	35,70																																																																																																																																																																																													
80	30	86	10	127	Rd 110x1/4"	58,50																																																																																																																																																																																													
100	31	118	10	148	Rd 130x1/4"	79,40																																																																																																																																																																																													
	<p><b>218 a Blindkegel (Blech)</b></p> <p>Preise in € je Einheit</p> <table border="1"> <thead> <tr> <th>DN</th> <th>A</th> <th>B</th> <th>C</th> <th>D</th> <th>E</th> <th>304</th> <th>316L</th> </tr> </thead> <tbody> <tr><td>25</td><td>10</td><td>1.5</td><td></td><td></td><td>47</td><td>5,60</td><td>7,10</td></tr> <tr><td>32</td><td>10</td><td>1.5</td><td></td><td></td><td>53</td><td>5,90</td><td>7,60</td></tr> <tr><td>40</td><td>10</td><td>1.5</td><td></td><td></td><td>60</td><td>6,10</td><td>7,90</td></tr> <tr><td>50</td><td>11</td><td>1.5</td><td></td><td></td><td>73</td><td>6,40</td><td>8,30</td></tr> <tr><td>65</td><td>12</td><td>1.5</td><td></td><td></td><td>90</td><td>8,40</td><td>10,70</td></tr> <tr><td>80</td><td>12</td><td>1.5</td><td></td><td></td><td>103</td><td>13,00</td><td>16,10</td></tr> <tr><td>100</td><td>15</td><td>2</td><td></td><td></td><td>123</td><td>18,30</td><td>22,80</td></tr> </tbody> </table>	DN	A	B	C	D	E	304	316L	25	10	1.5			47	5,60	7,10	32	10	1.5			53	5,90	7,60	40	10	1.5			60	6,10	7,90	50	11	1.5			73	6,40	8,30	65	12	1.5			90	8,40	10,70	80	12	1.5			103	13,00	16,10	100	15	2			123	18,30	22,80		<p><b>222 Dichtscheibe für Blindmutter</b></p> <p>Preise in € je Einheit</p> <table border="1"> <thead> <tr> <th>DN</th> <th>A</th> <th>B</th> <th>C</th> <th>D</th> <th>Perbunan</th> <th>Viton</th> <th>Teflon</th> <th>EPDM</th> </tr> </thead> <tbody> <tr><td>10</td><td>3</td><td></td><td>28</td><td></td><td>0,60</td><td>3,00</td><td>1,50</td><td>0,90</td></tr> <tr><td>15</td><td>3</td><td></td><td>34</td><td></td><td>0,60</td><td>3,60</td><td>1,80</td><td>1,10</td></tr> <tr><td>20</td><td>3</td><td></td><td>44</td><td></td><td>0,60</td><td>4,20</td><td>2,30</td><td>1,20</td></tr> <tr><td>25</td><td>3</td><td></td><td>52</td><td></td><td>0,75</td><td>5,70</td><td>3,00</td><td>1,40</td></tr> <tr><td>32</td><td>3</td><td></td><td>58</td><td></td><td>0,75</td><td>6,00</td><td>3,60</td><td>1,50</td></tr> <tr><td>40</td><td>3</td><td></td><td>65</td><td></td><td>0,75</td><td>9,75</td><td>3,90</td><td>1,70</td></tr> <tr><td>50</td><td>3</td><td></td><td>78</td><td></td><td>0,90</td><td>14,25</td><td>4,50</td><td>1,80</td></tr> <tr><td>65</td><td>3</td><td></td><td>95</td><td></td><td>1,05</td><td>16,20</td><td>6,30</td><td>2,10</td></tr> <tr><td>80</td><td>3</td><td></td><td>110</td><td></td><td>1,50</td><td>19,20</td><td>8,30</td><td>2,90</td></tr> <tr><td>100</td><td>3</td><td></td><td>130</td><td></td><td>2,70</td><td>26,70</td><td>13,20</td><td>3,60</td></tr> <tr><td>125</td><td>3</td><td></td><td>160</td><td></td><td>3,75</td><td>37,50</td><td>18,80</td><td>5,70</td></tr> <tr><td>150</td><td>3</td><td></td><td>190</td><td></td><td>4,50</td><td>57,80</td><td>27,80</td><td>8,30</td></tr> </tbody> </table>	DN	A	B	C	D	Perbunan	Viton	Teflon	EPDM	10	3		28		0,60	3,00	1,50	0,90	15	3		34		0,60	3,60	1,80	1,10	20	3		44		0,60	4,20	2,30	1,20	25	3		52		0,75	5,70	3,00	1,40	32	3		58		0,75	6,00	3,60	1,50	40	3		65		0,75	9,75	3,90	1,70	50	3		78		0,90	14,25	4,50	1,80	65	3		95		1,05	16,20	6,30	2,10	80	3		110		1,50	19,20	8,30	2,90	100	3		130		2,70	26,70	13,20	3,60	125	3		160		3,75	37,50	18,80	5,70	150	3		190		4,50	57,80	27,80	8,30											
DN	A	B	C	D	E	304	316L																																																																																																																																																																																												
25	10	1.5			47	5,60	7,10																																																																																																																																																																																												
32	10	1.5			53	5,90	7,60																																																																																																																																																																																												
40	10	1.5			60	6,10	7,90																																																																																																																																																																																												
50	11	1.5			73	6,40	8,30																																																																																																																																																																																												
65	12	1.5			90	8,40	10,70																																																																																																																																																																																												
80	12	1.5			103	13,00	16,10																																																																																																																																																																																												
100	15	2			123	18,30	22,80																																																																																																																																																																																												
DN	A	B	C	D	Perbunan	Viton	Teflon	EPDM																																																																																																																																																																																											
10	3		28		0,60	3,00	1,50	0,90																																																																																																																																																																																											
15	3		34		0,60	3,60	1,80	1,10																																																																																																																																																																																											
20	3		44		0,60	4,20	2,30	1,20																																																																																																																																																																																											
25	3		52		0,75	5,70	3,00	1,40																																																																																																																																																																																											
32	3		58		0,75	6,00	3,60	1,50																																																																																																																																																																																											
40	3		65		0,75	9,75	3,90	1,70																																																																																																																																																																																											
50	3		78		0,90	14,25	4,50	1,80																																																																																																																																																																																											
65	3		95		1,05	16,20	6,30	2,10																																																																																																																																																																																											
80	3		110		1,50	19,20	8,30	2,90																																																																																																																																																																																											
100	3		130		2,70	26,70	13,20	3,60																																																																																																																																																																																											
125	3		160		3,75	37,50	18,80	5,70																																																																																																																																																																																											
150	3		190		4,50	57,80	27,80	8,30																																																																																																																																																																																											
	<p><b>219 Blindkegel mit Rohringengewinde</b></p> <p>Preise in € je Einheit</p> <table border="1"> <thead> <tr> <th>DN</th> <th>A</th> <th>B</th> <th>C</th> <th>D</th> <th>E</th> <th>304</th> <th>316L</th> </tr> </thead> <tbody> <tr><td>10</td><td>9</td><td>6</td><td></td><td>18</td><td>22</td><td>29,00</td><td>37,50</td></tr> <tr><td>15</td><td>9</td><td>6</td><td></td><td>24</td><td>28</td><td>29,90</td><td>38,60</td></tr> <tr><td>20</td><td>11</td><td>8</td><td></td><td>30</td><td>36</td><td>33,20</td><td>43,20</td></tr> <tr><td>25</td><td>13</td><td>10</td><td></td><td>35</td><td>44</td><td>30,10</td><td>39,10</td></tr> <tr><td>32</td><td>13</td><td>10</td><td></td><td>41</td><td>50</td><td>35,70</td><td>46,40</td></tr> <tr><td>40</td><td>13</td><td>10</td><td></td><td>48</td><td>56</td><td>36,80</td><td>47,30</td></tr> <tr><td>50</td><td>14</td><td>11</td><td></td><td>61</td><td>68</td><td>41,80</td><td>53,90</td></tr> <tr><td>65</td><td>16</td><td>12</td><td></td><td>79</td><td>86</td><td>51,70</td><td>67,00</td></tr> <tr><td>80</td><td>16</td><td>12</td><td></td><td>93</td><td>100</td><td>64,00</td><td>82,70</td></tr> <tr><td>100</td><td>20</td><td>15</td><td></td><td>114</td><td>121</td><td>82,50</td><td>105,20</td></tr> <tr><td>125</td><td>23</td><td>17</td><td></td><td>137</td><td>150</td><td>133,00</td><td>176,40</td></tr> <tr><td>150</td><td>24</td><td>18</td><td></td><td>163</td><td>176</td><td>179,30</td><td>227,90</td></tr> </tbody> </table> <p style="text-align: right;">Rohringengewinde nach Kundenwunsch</p>	DN	A	B	C	D	E	304	316L	10	9	6		18	22	29,00	37,50	15	9	6		24	28	29,90	38,60	20	11	8		30	36	33,20	43,20	25	13	10		35	44	30,10	39,10	32	13	10		41	50	35,70	46,40	40	13	10		48	56	36,80	47,30	50	14	11		61	68	41,80	53,90	65	16	12		79	86	51,70	67,00	80	16	12		93	100	64,00	82,70	100	20	15		114	121	82,50	105,20	125	23	17		137	150	133,00	176,40	150	24	18		163	176	179,30	227,90	<p>223 A = Kettenlänge</p>  <p>223B C = Kettenlänge</p> 	<p><b>223 Kette</b></p> <p>Preise in € je Einheit</p> <table border="1"> <thead> <tr> <th>DN</th> <th>A</th> <th>B</th> <th>C</th> <th>D</th> <th>E</th> <th>223 A</th> <th>223 B</th> </tr> </thead> <tbody> <tr><td>10</td><td>110</td><td>30</td><td>110</td><td></td><td></td><td>12,80</td><td>18,80</td></tr> <tr><td>15</td><td>110</td><td>30</td><td>110</td><td></td><td></td><td>12,80</td><td>18,80</td></tr> <tr><td>20</td><td>110</td><td>30</td><td>110</td><td></td><td></td><td>12,80</td><td>18,80</td></tr> <tr><td>25</td><td>110</td><td>41</td><td>110</td><td></td><td></td><td>12,80</td><td>20,30</td></tr> <tr><td>32</td><td>110</td><td>41</td><td>110</td><td></td><td></td><td>12,80</td><td>20,30</td></tr> <tr><td>40</td><td>130</td><td>50</td><td>130</td><td></td><td></td><td>14,30</td><td>21,80</td></tr> <tr><td>50</td><td>160</td><td>68</td><td>160</td><td></td><td></td><td>15,80</td><td>24,00</td></tr> <tr><td>65</td><td>160</td><td>80</td><td>160</td><td></td><td></td><td>15,80</td><td>27,80</td></tr> <tr><td>80</td><td>230</td><td>95</td><td>230</td><td></td><td></td><td>17,30</td><td>31,20</td></tr> <tr><td>100</td><td>230</td><td>115</td><td>230</td><td></td><td></td><td></td><td>35,70</td></tr> </tbody> </table>	DN	A	B	C	D	E	223 A	223 B	10	110	30	110			12,80	18,80	15	110	30	110			12,80	18,80	20	110	30	110			12,80	18,80	25	110	41	110			12,80	20,30	32	110	41	110			12,80	20,30	40	130	50	130			14,30	21,80	50	160	68	160			15,80	24,00	65	160	80	160			15,80	27,80	80	230	95	230			17,30	31,20	100	230	115	230				35,70
DN	A	B	C	D	E	304	316L																																																																																																																																																																																												
10	9	6		18	22	29,00	37,50																																																																																																																																																																																												
15	9	6		24	28	29,90	38,60																																																																																																																																																																																												
20	11	8		30	36	33,20	43,20																																																																																																																																																																																												
25	13	10		35	44	30,10	39,10																																																																																																																																																																																												
32	13	10		41	50	35,70	46,40																																																																																																																																																																																												
40	13	10		48	56	36,80	47,30																																																																																																																																																																																												
50	14	11		61	68	41,80	53,90																																																																																																																																																																																												
65	16	12		79	86	51,70	67,00																																																																																																																																																																																												
80	16	12		93	100	64,00	82,70																																																																																																																																																																																												
100	20	15		114	121	82,50	105,20																																																																																																																																																																																												
125	23	17		137	150	133,00	176,40																																																																																																																																																																																												
150	24	18		163	176	179,30	227,90																																																																																																																																																																																												
DN	A	B	C	D	E	223 A	223 B																																																																																																																																																																																												
10	110	30	110			12,80	18,80																																																																																																																																																																																												
15	110	30	110			12,80	18,80																																																																																																																																																																																												
20	110	30	110			12,80	18,80																																																																																																																																																																																												
25	110	41	110			12,80	20,30																																																																																																																																																																																												
32	110	41	110			12,80	20,30																																																																																																																																																																																												
40	130	50	130			14,30	21,80																																																																																																																																																																																												
50	160	68	160			15,80	24,00																																																																																																																																																																																												
65	160	80	160			15,80	27,80																																																																																																																																																																																												
80	230	95	230			17,30	31,20																																																																																																																																																																																												
100	230	115	230				35,70																																																																																																																																																																																												
	<p><b>220 Blindmutter</b></p> <p>Preise in € je Einheit</p> <table border="1"> <thead> <tr> <th>DN</th> <th>A</th> <th>B</th> <th>C</th> <th>D</th> <th>E</th> <th>304</th> <th>316L</th> </tr> </thead> <tbody> <tr><td>10</td><td>18</td><td>3</td><td></td><td>38</td><td>Rd 28x1/8"</td><td>22,40</td><td>30,30</td></tr> <tr><td>15</td><td>18</td><td>3</td><td></td><td>44</td><td>Rd 34x1/8"</td><td>23,00</td><td>31,10</td></tr> <tr><td>20</td><td>21</td><td>3</td><td></td><td>54</td><td>Rd 44x1/6"</td><td>23,60</td><td>32,00</td></tr> <tr><td>25</td><td>21</td><td>3</td><td></td><td>63</td><td>Rd 52x1/6"</td><td>18,30</td><td>27,00</td></tr> <tr><td>32</td><td>21</td><td>3</td><td></td><td>70</td><td>Rd 58x1/6"</td><td>18,80</td><td>28,70</td></tr> <tr><td>40</td><td>21</td><td>3</td><td></td><td>78</td><td>Rd 65x1/6"</td><td>18,90</td><td>29,10</td></tr> <tr><td>50</td><td>22</td><td>3</td><td></td><td>92</td><td>Rd 78x1/6"</td><td>22,40</td><td>35,00</td></tr> <tr><td>65</td><td>25</td><td>4</td><td></td><td>113</td><td>Rd 95x1/6"</td><td>31,30</td><td>46,70</td></tr> <tr><td>80</td><td>30</td><td>4</td><td></td><td>127</td><td>Rd 110x1/4"</td><td>48,20</td><td>81,40</td></tr> <tr><td>100</td><td>31</td><td>5</td><td></td><td>148</td><td>Rd 130x1/4"</td><td>69,60</td><td>96,00</td></tr> <tr><td>125</td><td>35</td><td>5</td><td></td><td>178</td><td>Rd 160x1/4"</td><td>123,50</td><td>271,50</td></tr> <tr><td>150</td><td>40</td><td>6</td><td></td><td>210</td><td>Rd 190x1/4"</td><td>377,00</td><td>583,90</td></tr> </tbody> </table>	DN	A	B	C	D	E	304	316L	10	18	3		38	Rd 28x1/8"	22,40	30,30	15	18	3		44	Rd 34x1/8"	23,00	31,10	20	21	3		54	Rd 44x1/6"	23,60	32,00	25	21	3		63	Rd 52x1/6"	18,30	27,00	32	21	3		70	Rd 58x1/6"	18,80	28,70	40	21	3		78	Rd 65x1/6"	18,90	29,10	50	22	3		92	Rd 78x1/6"	22,40	35,00	65	25	4		113	Rd 95x1/6"	31,30	46,70	80	30	4		127	Rd 110x1/4"	48,20	81,40	100	31	5		148	Rd 130x1/4"	69,60	96,00	125	35	5		178	Rd 160x1/4"	123,50	271,50	150	40	6		210	Rd 190x1/4"	377,00	583,90		<p><b>221 p Blindmutter kpl., Kunststoff</b></p> <p>Preise in € je Einheit</p> <table border="1"> <thead> <tr> <th>DN</th> <th>A</th> <th>B</th> <th>C</th> <th>D</th> <th>E</th> <th>Kunststoff PE</th> </tr> </thead> <tbody> <tr><td>25</td><td>21</td><td>3</td><td>10</td><td>63</td><td>Rd 52x1/6"</td><td>21,30</td></tr> <tr><td>32</td><td>21</td><td>3</td><td>10</td><td>70</td><td>Rd 58x1/6"</td><td>22,90</td></tr> <tr><td>40</td><td>21</td><td>3</td><td>10</td><td>78</td><td>Rd 65x1/6"</td><td>25,10</td></tr> <tr><td>50</td><td>22</td><td>3</td><td>10</td><td>92</td><td>Rd 78x1/6"</td><td>26,70</td></tr> </tbody> </table>	DN	A	B	C	D	E	Kunststoff PE	25	21	3	10	63	Rd 52x1/6"	21,30	32	21	3	10	70	Rd 58x1/6"	22,90	40	21	3	10	78	Rd 65x1/6"	25,10	50	22	3	10	92	Rd 78x1/6"	26,70																																																					
DN	A	B	C	D	E	304	316L																																																																																																																																																																																												
10	18	3		38	Rd 28x1/8"	22,40	30,30																																																																																																																																																																																												
15	18	3		44	Rd 34x1/8"	23,00	31,10																																																																																																																																																																																												
20	21	3		54	Rd 44x1/6"	23,60	32,00																																																																																																																																																																																												
25	21	3		63	Rd 52x1/6"	18,30	27,00																																																																																																																																																																																												
32	21	3		70	Rd 58x1/6"	18,80	28,70																																																																																																																																																																																												
40	21	3		78	Rd 65x1/6"	18,90	29,10																																																																																																																																																																																												
50	22	3		92	Rd 78x1/6"	22,40	35,00																																																																																																																																																																																												
65	25	4		113	Rd 95x1/6"	31,30	46,70																																																																																																																																																																																												
80	30	4		127	Rd 110x1/4"	48,20	81,40																																																																																																																																																																																												
100	31	5		148	Rd 130x1/4"	69,60	96,00																																																																																																																																																																																												
125	35	5		178	Rd 160x1/4"	123,50	271,50																																																																																																																																																																																												
150	40	6		210	Rd 190x1/4"	377,00	583,90																																																																																																																																																																																												
DN	A	B	C	D	E	Kunststoff PE																																																																																																																																																																																													
25	21	3	10	63	Rd 52x1/6"	21,30																																																																																																																																																																																													
32	21	3	10	70	Rd 58x1/6"	22,90																																																																																																																																																																																													
40	21	3	10	78	Rd 65x1/6"	25,10																																																																																																																																																																																													
50	22	3	10	92	Rd 78x1/6"	26,70																																																																																																																																																																																													

	<p><b>227 Kegeleinschraubstutzen</b></p> <p style="text-align: right;">Preise in € je Einheit</p> <table border="1"> <thead> <tr> <th>DN</th> <th>A</th> <th>B</th> <th>C</th> <th>D</th> <th>E</th> <th>304</th> <th>316L</th> </tr> </thead> <tbody> <tr><td>10</td><td>38</td><td>14</td><td>SW 14</td><td>R 3/8"</td><td>22</td><td>24,30</td><td>43,20</td></tr> <tr><td>15</td><td>38</td><td>14</td><td>SW 19</td><td>R 1/2"</td><td>28</td><td>24,70</td><td>44,50</td></tr> <tr><td>20</td><td>40</td><td>14</td><td>SW 27</td><td>R 3/4"</td><td>36</td><td>25,00</td><td>45,70</td></tr> <tr><td>25</td><td>50</td><td>20</td><td>SW 30</td><td>R 1"</td><td>44</td><td>25,10</td><td>53,60</td></tr> <tr><td>32</td><td>50</td><td>20</td><td>SW 36</td><td>R1 1/4"</td><td>50</td><td>30,10</td><td>54,30</td></tr> <tr><td>40</td><td>50</td><td>20</td><td>SW 40</td><td>R1 1/2"</td><td>56</td><td>31,20</td><td>56,70</td></tr> <tr><td>50</td><td>50</td><td>20</td><td>SW 55</td><td>R 2"</td><td>68</td><td>37,70</td><td>72,50</td></tr> <tr><td>65</td><td>55</td><td>22</td><td>SW 70</td><td>R2 1/2"</td><td>86</td><td>65,70</td><td>107,90</td></tr> <tr><td>80</td><td>60</td><td>25</td><td>SW 88</td><td>R 3"</td><td>100</td><td>100,50</td><td>176,40</td></tr> <tr><td>100</td><td>70</td><td>30</td><td>SW 110</td><td>R 4"</td><td>121</td><td>148,90</td><td>221,30</td></tr> </tbody> </table>	DN	A	B	C	D	E	304	316L	10	38	14	SW 14	R 3/8"	22	24,30	43,20	15	38	14	SW 19	R 1/2"	28	24,70	44,50	20	40	14	SW 27	R 3/4"	36	25,00	45,70	25	50	20	SW 30	R 1"	44	25,10	53,60	32	50	20	SW 36	R1 1/4"	50	30,10	54,30	40	50	20	SW 40	R1 1/2"	56	31,20	56,70	50	50	20	SW 55	R 2"	68	37,70	72,50	65	55	22	SW 70	R2 1/2"	86	65,70	107,90	80	60	25	SW 88	R 3"	100	100,50	176,40	100	70	30	SW 110	R 4"	121	148,90	221,30		<p><b>233 Schlauchgewindestutzen</b> DIN 11854</p> <p style="text-align: right;">Preise in € je Einheit</p> <table border="1"> <thead> <tr> <th>DN</th> <th>A</th> <th>B</th> <th>C</th> <th>D</th> <th>E</th> <th>304</th> <th>316L</th> </tr> </thead> <tbody> <tr><td>10</td><td>54</td><td>4</td><td>10</td><td>15</td><td>Rd 28x1/8"</td><td>39,00</td><td>57,20</td></tr> <tr><td>15</td><td>64</td><td>4</td><td>16</td><td>21</td><td>Rd 34x1/8"</td><td>39,50</td><td>58,00</td></tr> <tr><td>20</td><td>76</td><td>6</td><td>20</td><td>27</td><td>Rd 44x1/6"</td><td>40,10</td><td>59,00</td></tr> <tr><td>25</td><td>87</td><td>7</td><td>26</td><td>32</td><td>Rd 52x1/6"</td><td>40,30</td><td>60,00</td></tr> <tr><td>32</td><td>97</td><td>7</td><td>32</td><td>40</td><td>Rd 58x1/6"</td><td>48,30</td><td>71,60</td></tr> <tr><td>40</td><td>112</td><td>7</td><td>38</td><td>48</td><td>Rd 65x1/6"</td><td>60,30</td><td>92,60</td></tr> <tr><td>50</td><td>127</td><td>7</td><td>50</td><td>58</td><td>Rd 78x1/6"</td><td>71,20</td><td>103,80</td></tr> <tr><td>65</td><td>148</td><td>8</td><td>66</td><td>76</td><td>Rd 95x1/6"</td><td>106,50</td><td>135,50</td></tr> <tr><td>80</td><td>168</td><td>8</td><td>81</td><td>90</td><td>Rd 110x1/4"</td><td>160,80</td><td>194,10</td></tr> <tr><td>100</td><td>190</td><td>10</td><td>100</td><td>110</td><td>Rd 130x1/4"</td><td>232,70</td><td>271,90</td></tr> </tbody> </table>	DN	A	B	C	D	E	304	316L	10	54	4	10	15	Rd 28x1/8"	39,00	57,20	15	64	4	16	21	Rd 34x1/8"	39,50	58,00	20	76	6	20	27	Rd 44x1/6"	40,10	59,00	25	87	7	26	32	Rd 52x1/6"	40,30	60,00	32	97	7	32	40	Rd 58x1/6"	48,30	71,60	40	112	7	38	48	Rd 65x1/6"	60,30	92,60	50	127	7	50	58	Rd 78x1/6"	71,20	103,80	65	148	8	66	76	Rd 95x1/6"	106,50	135,50	80	168	8	81	90	Rd 110x1/4"	160,80	194,10	100	190	10	100	110	Rd 130x1/4"	232,70	271,90
DN	A	B	C	D	E	304	316L																																																																																																																																																																												
10	38	14	SW 14	R 3/8"	22	24,30	43,20																																																																																																																																																																												
15	38	14	SW 19	R 1/2"	28	24,70	44,50																																																																																																																																																																												
20	40	14	SW 27	R 3/4"	36	25,00	45,70																																																																																																																																																																												
25	50	20	SW 30	R 1"	44	25,10	53,60																																																																																																																																																																												
32	50	20	SW 36	R1 1/4"	50	30,10	54,30																																																																																																																																																																												
40	50	20	SW 40	R1 1/2"	56	31,20	56,70																																																																																																																																																																												
50	50	20	SW 55	R 2"	68	37,70	72,50																																																																																																																																																																												
65	55	22	SW 70	R2 1/2"	86	65,70	107,90																																																																																																																																																																												
80	60	25	SW 88	R 3"	100	100,50	176,40																																																																																																																																																																												
100	70	30	SW 110	R 4"	121	148,90	221,30																																																																																																																																																																												
DN	A	B	C	D	E	304	316L																																																																																																																																																																												
10	54	4	10	15	Rd 28x1/8"	39,00	57,20																																																																																																																																																																												
15	64	4	16	21	Rd 34x1/8"	39,50	58,00																																																																																																																																																																												
20	76	6	20	27	Rd 44x1/6"	40,10	59,00																																																																																																																																																																												
25	87	7	26	32	Rd 52x1/6"	40,30	60,00																																																																																																																																																																												
32	97	7	32	40	Rd 58x1/6"	48,30	71,60																																																																																																																																																																												
40	112	7	38	48	Rd 65x1/6"	60,30	92,60																																																																																																																																																																												
50	127	7	50	58	Rd 78x1/6"	71,20	103,80																																																																																																																																																																												
65	148	8	66	76	Rd 95x1/6"	106,50	135,50																																																																																																																																																																												
80	168	8	81	90	Rd 110x1/4"	160,80	194,10																																																																																																																																																																												
100	190	10	100	110	Rd 130x1/4"	232,70	271,90																																																																																																																																																																												
	<p><b>228 Gewindeeinschraubstutzen</b></p> <p style="text-align: right;">Preise in € je Einheit</p> <table border="1"> <thead> <tr> <th>DN</th> <th>A</th> <th>B</th> <th>C</th> <th>D</th> <th>E</th> <th>304</th> <th>316L</th> </tr> </thead> <tbody> <tr><td>10</td><td>40</td><td>14</td><td>SW 19</td><td>R 3/8"</td><td>Rd 28x1/8"</td><td>22,10</td><td>35,90</td></tr> <tr><td>15</td><td>40</td><td>14</td><td>SW 24</td><td>R 1/2"</td><td>Rd 34x1/8"</td><td>24,00</td><td>37,30</td></tr> <tr><td>20</td><td>42</td><td>14</td><td>SW 30</td><td>R 3/4"</td><td>Rd 44x1/6"</td><td>29,20</td><td>44,40</td></tr> <tr><td>25</td><td>48</td><td>20</td><td>SW 36</td><td>R 1"</td><td>Rd 52x1/6"</td><td>34,10</td><td>53,30</td></tr> <tr><td>32</td><td>48</td><td>20</td><td>SW 46</td><td>R1 1/4"</td><td>Rd 58x1/6"</td><td>37,70</td><td>57,10</td></tr> <tr><td>40</td><td>50</td><td>20</td><td>SW 50</td><td>R1 1/2"</td><td>Rd 65x1/6"</td><td>40,80</td><td>59,00</td></tr> <tr><td>50</td><td>52</td><td>20</td><td>SW 60</td><td>R 2"</td><td>Rd 78x1/6"</td><td>51,70</td><td>73,20</td></tr> <tr><td>65</td><td>56</td><td>22</td><td>SW 75</td><td>R2 1/2"</td><td>Rd 95x1/6"</td><td>85,90</td><td>116,90</td></tr> <tr><td>80</td><td>66</td><td>25</td><td>SW 90</td><td>R 3"</td><td>Rd 110x1/4"</td><td>131,90</td><td>203,90</td></tr> <tr><td>100</td><td>72</td><td>30</td><td>SW 105</td><td>R 4"</td><td>Rd 130x1/4"</td><td>235,50</td><td>312,80</td></tr> </tbody> </table>	DN	A	B	C	D	E	304	316L	10	40	14	SW 19	R 3/8"	Rd 28x1/8"	22,10	35,90	15	40	14	SW 24	R 1/2"	Rd 34x1/8"	24,00	37,30	20	42	14	SW 30	R 3/4"	Rd 44x1/6"	29,20	44,40	25	48	20	SW 36	R 1"	Rd 52x1/6"	34,10	53,30	32	48	20	SW 46	R1 1/4"	Rd 58x1/6"	37,70	57,10	40	50	20	SW 50	R1 1/2"	Rd 65x1/6"	40,80	59,00	50	52	20	SW 60	R 2"	Rd 78x1/6"	51,70	73,20	65	56	22	SW 75	R2 1/2"	Rd 95x1/6"	85,90	116,90	80	66	25	SW 90	R 3"	Rd 110x1/4"	131,90	203,90	100	72	30	SW 105	R 4"	Rd 130x1/4"	235,50	312,80		<p><b>234 Schlauchgewindestutzen, mit Rohrtülle</b></p> <p style="text-align: right;">Preise in € je Einheit</p> <table border="1"> <thead> <tr> <th>DN</th> <th>A</th> <th>B</th> <th>C</th> <th>D</th> <th>E</th> <th>304</th> <th>316L</th> </tr> </thead> <tbody> <tr><td>25</td><td>89</td><td>22</td><td>26</td><td>28</td><td>Rd 52x1/6"</td><td>25,90</td><td>33,90</td></tr> <tr><td>32</td><td>99</td><td>22</td><td>32</td><td>34</td><td>Rd 58x1/6"</td><td>29,30</td><td>38,50</td></tr> <tr><td>40</td><td>113</td><td>22</td><td>38</td><td>40</td><td>Rd 65x1/6"</td><td>31,40</td><td>40,80</td></tr> <tr><td>50</td><td>128</td><td>40</td><td>50</td><td>52</td><td>Rd 78x1/6"</td><td>35,60</td><td>46,10</td></tr> <tr><td>65</td><td>155</td><td>40</td><td>66</td><td>70</td><td>Rd 95x1/6"</td><td>48,90</td><td>65,60</td></tr> <tr><td>80</td><td>207</td><td>50</td><td>81</td><td>85</td><td>Rd 110x1/4"</td><td>73,00</td><td>94,50</td></tr> <tr><td>100</td><td>229</td><td>50</td><td>100</td><td>104</td><td>Rd 130x1/4"</td><td>98,00</td><td>129,90</td></tr> </tbody> </table>	DN	A	B	C	D	E	304	316L	25	89	22	26	28	Rd 52x1/6"	25,90	33,90	32	99	22	32	34	Rd 58x1/6"	29,30	38,50	40	113	22	38	40	Rd 65x1/6"	31,40	40,80	50	128	40	50	52	Rd 78x1/6"	35,60	46,10	65	155	40	66	70	Rd 95x1/6"	48,90	65,60	80	207	50	81	85	Rd 110x1/4"	73,00	94,50	100	229	50	100	104	Rd 130x1/4"	98,00	129,90																								
DN	A	B	C	D	E	304	316L																																																																																																																																																																												
10	40	14	SW 19	R 3/8"	Rd 28x1/8"	22,10	35,90																																																																																																																																																																												
15	40	14	SW 24	R 1/2"	Rd 34x1/8"	24,00	37,30																																																																																																																																																																												
20	42	14	SW 30	R 3/4"	Rd 44x1/6"	29,20	44,40																																																																																																																																																																												
25	48	20	SW 36	R 1"	Rd 52x1/6"	34,10	53,30																																																																																																																																																																												
32	48	20	SW 46	R1 1/4"	Rd 58x1/6"	37,70	57,10																																																																																																																																																																												
40	50	20	SW 50	R1 1/2"	Rd 65x1/6"	40,80	59,00																																																																																																																																																																												
50	52	20	SW 60	R 2"	Rd 78x1/6"	51,70	73,20																																																																																																																																																																												
65	56	22	SW 75	R2 1/2"	Rd 95x1/6"	85,90	116,90																																																																																																																																																																												
80	66	25	SW 90	R 3"	Rd 110x1/4"	131,90	203,90																																																																																																																																																																												
100	72	30	SW 105	R 4"	Rd 130x1/4"	235,50	312,80																																																																																																																																																																												
DN	A	B	C	D	E	304	316L																																																																																																																																																																												
25	89	22	26	28	Rd 52x1/6"	25,90	33,90																																																																																																																																																																												
32	99	22	32	34	Rd 58x1/6"	29,30	38,50																																																																																																																																																																												
40	113	22	38	40	Rd 65x1/6"	31,40	40,80																																																																																																																																																																												
50	128	40	50	52	Rd 78x1/6"	35,60	46,10																																																																																																																																																																												
65	155	40	66	70	Rd 95x1/6"	48,90	65,60																																																																																																																																																																												
80	207	50	81	85	Rd 110x1/4"	73,00	94,50																																																																																																																																																																												
100	229	50	100	104	Rd 130x1/4"	98,00	129,90																																																																																																																																																																												
	<p><b>229 Gewindeaufschraubstutzen</b></p> <p style="text-align: right;">Preise in € je Einheit</p> <table border="1"> <thead> <tr> <th>DN</th> <th>A</th> <th>B</th> <th>C</th> <th>D</th> <th>E</th> <th>304</th> <th>316L</th> </tr> </thead> <tbody> <tr><td>10</td><td>30</td><td>14</td><td>SW 19</td><td>R 3/8"</td><td>Rd 28x1/8"</td><td>30,10</td><td>47,10</td></tr> <tr><td>15</td><td>30</td><td>14</td><td>SW 24</td><td>R 1/2"</td><td>Rd 34x1/8"</td><td>30,80</td><td>48,30</td></tr> <tr><td>20</td><td>30</td><td>14</td><td>SW 30</td><td>R 3/4"</td><td>Rd 44x1/6"</td><td>31,20</td><td>49,20</td></tr> <tr><td>25</td><td>35</td><td>20</td><td>SW 41</td><td>R 1"</td><td>Rd 52x1/6"</td><td>34,10</td><td>51,10</td></tr> <tr><td>32</td><td>35</td><td>20</td><td>SW 46</td><td>R1 1/4"</td><td>Rd 58x1/6"</td><td>36,80</td><td>56,00</td></tr> <tr><td>40</td><td>35</td><td>20</td><td>SW 55</td><td>R1 1/2"</td><td>Rd 65x1/6"</td><td>37,80</td><td>57,10</td></tr> <tr><td>50</td><td>35</td><td>20</td><td>SW 65</td><td>R 2"</td><td>Rd 78x1/6"</td><td>41,30</td><td>64,60</td></tr> <tr><td>65</td><td>38</td><td>22</td><td>SW 80</td><td>R2 1/2"</td><td>Rd 95x1/6"</td><td>69,90</td><td>110,00</td></tr> <tr><td>80</td><td>43</td><td>25</td><td>SW 95</td><td>R 3"</td><td>Rd 110x1/4"</td><td>195,70</td><td>274,10</td></tr> <tr><td>100</td><td>50</td><td>30</td><td>SW 117</td><td>R 4"</td><td>Rd 130x1/4"</td><td>255,20</td><td>352,80</td></tr> </tbody> </table>	DN	A	B	C	D	E	304	316L	10	30	14	SW 19	R 3/8"	Rd 28x1/8"	30,10	47,10	15	30	14	SW 24	R 1/2"	Rd 34x1/8"	30,80	48,30	20	30	14	SW 30	R 3/4"	Rd 44x1/6"	31,20	49,20	25	35	20	SW 41	R 1"	Rd 52x1/6"	34,10	51,10	32	35	20	SW 46	R1 1/4"	Rd 58x1/6"	36,80	56,00	40	35	20	SW 55	R1 1/2"	Rd 65x1/6"	37,80	57,10	50	35	20	SW 65	R 2"	Rd 78x1/6"	41,30	64,60	65	38	22	SW 80	R2 1/2"	Rd 95x1/6"	69,90	110,00	80	43	25	SW 95	R 3"	Rd 110x1/4"	195,70	274,10	100	50	30	SW 117	R 4"	Rd 130x1/4"	255,20	352,80		<p><b>235 Schlauchkegelstutzen, mit Rohrtülle</b></p> <p style="text-align: right;">Preise in € je Einheit</p> <table border="1"> <thead> <tr> <th>DN</th> <th>A</th> <th>B</th> <th>C</th> <th>D</th> <th>E</th> <th>304</th> <th>316L</th> </tr> </thead> <tbody> <tr><td>25</td><td>82</td><td>22</td><td>26</td><td>28</td><td>44</td><td>21,50</td><td>28,10</td></tr> <tr><td>32</td><td>92</td><td>22</td><td>32</td><td>35</td><td>50</td><td>25,50</td><td>32,60</td></tr> <tr><td>40</td><td>106</td><td>22</td><td>38</td><td>40</td><td>56</td><td>26,50</td><td>34,70</td></tr> <tr><td>50</td><td>121</td><td>40</td><td>50</td><td>52</td><td>68</td><td>30,20</td><td>40,80</td></tr> <tr><td>65</td><td>147</td><td>40</td><td>66</td><td>70</td><td>86</td><td>42,90</td><td>56,60</td></tr> <tr><td>80</td><td>199</td><td>50</td><td>81</td><td>85</td><td>100</td><td>62,50</td><td>80,10</td></tr> <tr><td>100</td><td>219</td><td>50</td><td>100</td><td>104</td><td>120</td><td>94,20</td><td>122,00</td></tr> </tbody> </table>	DN	A	B	C	D	E	304	316L	25	82	22	26	28	44	21,50	28,10	32	92	22	32	35	50	25,50	32,60	40	106	22	38	40	56	26,50	34,70	50	121	40	50	52	68	30,20	40,80	65	147	40	66	70	86	42,90	56,60	80	199	50	81	85	100	62,50	80,10	100	219	50	100	104	120	94,20	122,00																								
DN	A	B	C	D	E	304	316L																																																																																																																																																																												
10	30	14	SW 19	R 3/8"	Rd 28x1/8"	30,10	47,10																																																																																																																																																																												
15	30	14	SW 24	R 1/2"	Rd 34x1/8"	30,80	48,30																																																																																																																																																																												
20	30	14	SW 30	R 3/4"	Rd 44x1/6"	31,20	49,20																																																																																																																																																																												
25	35	20	SW 41	R 1"	Rd 52x1/6"	34,10	51,10																																																																																																																																																																												
32	35	20	SW 46	R1 1/4"	Rd 58x1/6"	36,80	56,00																																																																																																																																																																												
40	35	20	SW 55	R1 1/2"	Rd 65x1/6"	37,80	57,10																																																																																																																																																																												
50	35	20	SW 65	R 2"	Rd 78x1/6"	41,30	64,60																																																																																																																																																																												
65	38	22	SW 80	R2 1/2"	Rd 95x1/6"	69,90	110,00																																																																																																																																																																												
80	43	25	SW 95	R 3"	Rd 110x1/4"	195,70	274,10																																																																																																																																																																												
100	50	30	SW 117	R 4"	Rd 130x1/4"	255,20	352,80																																																																																																																																																																												
DN	A	B	C	D	E	304	316L																																																																																																																																																																												
25	82	22	26	28	44	21,50	28,10																																																																																																																																																																												
32	92	22	32	35	50	25,50	32,60																																																																																																																																																																												
40	106	22	38	40	56	26,50	34,70																																																																																																																																																																												
50	121	40	50	52	68	30,20	40,80																																																																																																																																																																												
65	147	40	66	70	86	42,90	56,60																																																																																																																																																																												
80	199	50	81	85	100	62,50	80,10																																																																																																																																																																												
100	219	50	100	104	120	94,20	122,00																																																																																																																																																																												
	<p><b>230 Kegelaufschraubstutzen</b></p> <p style="text-align: right;">Preise in € je Einheit</p> <table border="1"> <thead> <tr> <th>DN</th> <th>A</th> <th>B</th> <th>C</th> <th>D</th> <th>E</th> <th>304</th> <th>316L</th> </tr> </thead> <tbody> <tr><td>10</td><td>37</td><td>12</td><td>SW 19</td><td>R 3/8"</td><td>Rd 28x1/8"</td><td>58,50</td><td>92,20</td></tr> <tr><td>15</td><td>42</td><td>15</td><td>SW 24</td><td>R 1/2"</td><td>Rd 34x1/8"</td><td>59,90</td><td>96,80</td></tr> <tr><td>20</td><td>43</td><td>15</td><td>SW 30</td><td>R 3/4"</td><td>Rd 44x1/6"</td><td>61,60</td><td>99,60</td></tr> <tr><td>25</td><td>52</td><td>20</td><td>SW 36</td><td>R 1"</td><td>Rd 52x1/6"</td><td>65,70</td><td>101,20</td></tr> <tr><td>32</td><td>55</td><td>20</td><td>SW 46</td><td>R1 1/4"</td><td>Rd 58x1/6"</td><td>80,20</td><td>125,40</td></tr> <tr><td>40</td><td>56</td><td>20</td><td>SW 55</td><td>R1 1/2"</td><td>Rd 65x1/6"</td><td>84,30</td><td>134,70</td></tr> <tr><td>50</td><td>60</td><td>22</td><td>SW 65</td><td>R 2"</td><td>Rd 78x1/6"</td><td>88,10</td><td>140,90</td></tr> <tr><td>65</td><td>64</td><td>22</td><td>SW 80</td><td>R2 1/2"</td><td>Rd 95x1/6"</td><td>167,50</td><td>212,40</td></tr> <tr><td>80</td><td>74</td><td>25</td><td>SW 95</td><td>R 3"</td><td>Rd 110x1/4"</td><td>204,20</td><td>231,00</td></tr> <tr><td>100</td><td>98</td><td>30</td><td>SW 115</td><td>R 4"</td><td>Rd 130x1/4"</td><td>286,50</td><td>388,20</td></tr> </tbody> </table>	DN	A	B	C	D	E	304	316L	10	37	12	SW 19	R 3/8"	Rd 28x1/8"	58,50	92,20	15	42	15	SW 24	R 1/2"	Rd 34x1/8"	59,90	96,80	20	43	15	SW 30	R 3/4"	Rd 44x1/6"	61,60	99,60	25	52	20	SW 36	R 1"	Rd 52x1/6"	65,70	101,20	32	55	20	SW 46	R1 1/4"	Rd 58x1/6"	80,20	125,40	40	56	20	SW 55	R1 1/2"	Rd 65x1/6"	84,30	134,70	50	60	22	SW 65	R 2"	Rd 78x1/6"	88,10	140,90	65	64	22	SW 80	R2 1/2"	Rd 95x1/6"	167,50	212,40	80	74	25	SW 95	R 3"	Rd 110x1/4"	204,20	231,00	100	98	30	SW 115	R 4"	Rd 130x1/4"	286,50	388,20		<p><b>236 Schlauchkegelstutzen für Bierschläuche</b></p> <p style="text-align: right;">Preise in € je Einheit</p> <table border="1"> <thead> <tr> <th>DN</th> <th>A</th> <th>B</th> <th>C</th> <th>D</th> <th>E</th> <th>304</th> <th>316L</th> </tr> </thead> <tbody> <tr><td>25</td><td>80</td><td>10</td><td>24</td><td>30</td><td>44</td><td>30,20</td><td>42,50</td></tr> <tr><td>32</td><td>90</td><td>10</td><td>28</td><td>34</td><td>50</td><td>44,20</td><td>59,40</td></tr> <tr><td>40</td><td>105</td><td>10</td><td>32</td><td>43</td><td>56</td><td>49,60</td><td>75,30</td></tr> <tr><td>50</td><td>120</td><td>11</td><td>45</td><td>53</td><td>68</td><td>54,30</td><td>82,40</td></tr> <tr><td>65</td><td>140</td><td>12</td><td>60</td><td>68</td><td>86</td><td>77,10</td><td>118,50</td></tr> <tr><td>80</td><td>160</td><td>12</td><td>74</td><td>83</td><td>100</td><td>165,80</td><td>239,60</td></tr> <tr><td>100</td><td>180</td><td>15</td><td>93</td><td>103</td><td>120</td><td>202,70</td><td>283,90</td></tr> </tbody> </table>	DN	A	B	C	D	E	304	316L	25	80	10	24	30	44	30,20	42,50	32	90	10	28	34	50	44,20	59,40	40	105	10	32	43	56	49,60	75,30	50	120	11	45	53	68	54,30	82,40	65	140	12	60	68	86	77,10	118,50	80	160	12	74	83	100	165,80	239,60	100	180	15	93	103	120	202,70	283,90																								
DN	A	B	C	D	E	304	316L																																																																																																																																																																												
10	37	12	SW 19	R 3/8"	Rd 28x1/8"	58,50	92,20																																																																																																																																																																												
15	42	15	SW 24	R 1/2"	Rd 34x1/8"	59,90	96,80																																																																																																																																																																												
20	43	15	SW 30	R 3/4"	Rd 44x1/6"	61,60	99,60																																																																																																																																																																												
25	52	20	SW 36	R 1"	Rd 52x1/6"	65,70	101,20																																																																																																																																																																												
32	55	20	SW 46	R1 1/4"	Rd 58x1/6"	80,20	125,40																																																																																																																																																																												
40	56	20	SW 55	R1 1/2"	Rd 65x1/6"	84,30	134,70																																																																																																																																																																												
50	60	22	SW 65	R 2"	Rd 78x1/6"	88,10	140,90																																																																																																																																																																												
65	64	22	SW 80	R2 1/2"	Rd 95x1/6"	167,50	212,40																																																																																																																																																																												
80	74	25	SW 95	R 3"	Rd 110x1/4"	204,20	231,00																																																																																																																																																																												
100	98	30	SW 115	R 4"	Rd 130x1/4"	286,50	388,20																																																																																																																																																																												
DN	A	B	C	D	E	304	316L																																																																																																																																																																												
25	80	10	24	30	44	30,20	42,50																																																																																																																																																																												
32	90	10	28	34	50	44,20	59,40																																																																																																																																																																												
40	105	10	32	43	56	49,60	75,30																																																																																																																																																																												
50	120	11	45	53	68	54,30	82,40																																																																																																																																																																												
65	140	12	60	68	86	77,10	118,50																																																																																																																																																																												
80	160	12	74	83	100	165,80	239,60																																																																																																																																																																												
100	180	15	93	103	120	202,70	283,90																																																																																																																																																																												
	<p><b>232 Schlauchkegelstutzen</b> DIN 11854</p> <p style="text-align: right;">Preise in € je Einheit</p> <table border="1"> <thead> <tr> <th>DN</th> <th>A</th> <th>B</th> <th>C</th> <th>D</th> <th>E</th> <th>304</th> <th>316L</th> </tr> </thead> <tbody> <tr><td>10</td><td>50</td><td>6</td><td>10</td><td>15</td><td>22</td><td>33,50</td><td>54,50</td></tr> <tr><td>15</td><td>60</td><td>6</td><td>16</td><td>21</td><td>28</td><td>33,80</td><td>54,80</td></tr> <tr><td>20</td><td>70</td><td>8</td><td>20</td><td>27</td><td>36</td><td>34,10</td><td>55,20</td></tr> <tr><td>25</td><td>80</td><td>10</td><td>26</td><td>32</td><td>44</td><td>34,70</td><td>56,00</td></tr> <tr><td>32</td><td>90</td><td>10</td><td>32</td><td>40</td><td>50</td><td>44,90</td><td>64,40</td></tr> <tr><td>40</td><td>105</td><td>10</td><td>38</td><td>48</td><td>56</td><td>53,50</td><td>85,40</td></tr> <tr><td>50</td><td>120</td><td>11</td><td>50</td><td>58</td><td>68</td><td>62,10</td><td>98,40</td></tr> <tr><td>65</td><td>140</td><td>12</td><td>66</td><td>76</td><td>86</td><td>98,00</td><td>126,80</td></tr> <tr><td>80</td><td>160</td><td>12</td><td>81</td><td>90</td><td>100</td><td>142,80</td><td>187,20</td></tr> <tr><td>100</td><td>180</td><td>15</td><td>100</td><td>110</td><td>120</td><td>212,70</td><td>255,20</td></tr> </tbody> </table>	DN	A	B	C	D	E	304	316L	10	50	6	10	15	22	33,50	54,50	15	60	6	16	21	28	33,80	54,80	20	70	8	20	27	36	34,10	55,20	25	80	10	26	32	44	34,70	56,00	32	90	10	32	40	50	44,90	64,40	40	105	10	38	48	56	53,50	85,40	50	120	11	50	58	68	62,10	98,40	65	140	12	66	76	86	98,00	126,80	80	160	12	81	90	100	142,80	187,20	100	180	15	100	110	120	212,70	255,20		<p><b>237 Schlauchgewindestutzen für Bierschläuche</b></p> <p style="text-align: right;">Preise in € je Einheit</p> <table border="1"> <thead> <tr> <th>DN</th> <th>A</th> <th>B</th> <th>C</th> <th>D</th> <th>E</th> <th>304</th> <th>316L</th> </tr> </thead> <tbody> <tr><td>25</td><td>87</td><td>7</td><td>24</td><td>30</td><td>Rd 52x1/6"</td><td>34,00</td><td>48,60</td></tr> <tr><td>32</td><td>97</td><td>7</td><td>28</td><td>34</td><td>Rd 58x1/6"</td><td>45,40</td><td>67,70</td></tr> <tr><td>40</td><td>112</td><td>7</td><td>32</td><td>43</td><td>Rd 65x1/6"</td><td>51,80</td><td>79,40</td></tr> <tr><td>50</td><td>127</td><td>7</td><td>45</td><td>53</td><td>Rd 78x1/6"</td><td>56,70</td><td>88,50</td></tr> <tr><td>65</td><td>148</td><td>8</td><td>60</td><td>68</td><td>Rd 95x1/6"</td><td>83,80</td><td>128,60</td></tr> <tr><td>80</td><td>168</td><td>8</td><td>74</td><td>83</td><td>Rd 110x1/4"</td><td>177,60</td><td>255,30</td></tr> <tr><td>100</td><td>190</td><td>10</td><td>93</td><td>103</td><td>Rd 130x1/4"</td><td>226,80</td><td>329,90</td></tr> </tbody> </table>	DN	A	B	C	D	E	304	316L	25	87	7	24	30	Rd 52x1/6"	34,00	48,60	32	97	7	28	34	Rd 58x1/6"	45,40	67,70	40	112	7	32	43	Rd 65x1/6"	51,80	79,40	50	127	7	45	53	Rd 78x1/6"	56,70	88,50	65	148	8	60	68	Rd 95x1/6"	83,80	128,60	80	168	8	74	83	Rd 110x1/4"	177,60	255,30	100	190	10	93	103	Rd 130x1/4"	226,80	329,90																								
DN	A	B	C	D	E	304	316L																																																																																																																																																																												
10	50	6	10	15	22	33,50	54,50																																																																																																																																																																												
15	60	6	16	21	28	33,80	54,80																																																																																																																																																																												
20	70	8	20	27	36	34,10	55,20																																																																																																																																																																												
25	80	10	26	32	44	34,70	56,00																																																																																																																																																																												
32	90	10	32	40	50	44,90	64,40																																																																																																																																																																												
40	105	10	38	48	56	53,50	85,40																																																																																																																																																																												
50	120	11	50	58	68	62,10	98,40																																																																																																																																																																												
65	140	12	66	76	86	98,00	126,80																																																																																																																																																																												
80	160	12	81	90	100	142,80	187,20																																																																																																																																																																												
100	180	15	100	110	120	212,70	255,20																																																																																																																																																																												
DN	A	B	C	D	E	304	316L																																																																																																																																																																												
25	87	7	24	30	Rd 52x1/6"	34,00	48,60																																																																																																																																																																												
32	97	7	28	34	Rd 58x1/6"	45,40	67,70																																																																																																																																																																												
40	112	7	32	43	Rd 65x1/6"	51,80	79,40																																																																																																																																																																												
50	127	7	45	53	Rd 78x1/6"	56,70	88,50																																																																																																																																																																												
65	148	8	60	68	Rd 95x1/6"	83,80	128,60																																																																																																																																																																												
80	168	8	74	83	Rd 110x1/4"	177,60	255,30																																																																																																																																																																												
100	190	10	93	103	Rd 130x1/4"	226,80	329,90																																																																																																																																																																												



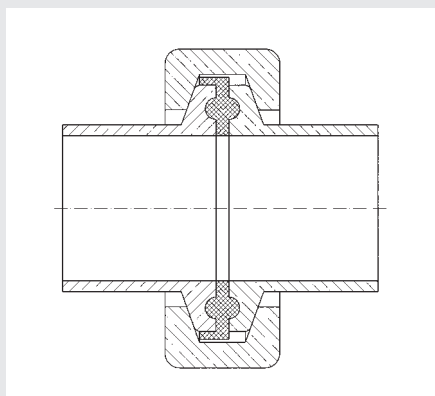
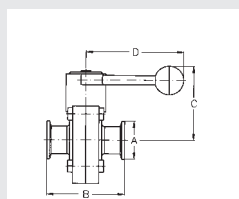
# Rohrverbindungen

	<p><b>238 Schlauchtülle DIN Ausführung</b></p> <p>Preise in € je Einheit</p> <table border="1"> <thead> <tr> <th colspan="2"></th> <th colspan="2"></th> <th>304</th> <th>316L</th> </tr> </thead> <tbody> <tr><td>10</td><td>33</td><td>10</td><td>15</td><td>13,00</td><td>18,00</td></tr> <tr><td>15</td><td>43</td><td>16</td><td>21</td><td>13,10</td><td>26,00</td></tr> <tr><td>20</td><td>52</td><td>20</td><td>27</td><td>13,40</td><td>19,70</td></tr> <tr><td>25</td><td>58</td><td>26</td><td>32</td><td>14,70</td><td>20,90</td></tr> <tr><td>32</td><td>65</td><td>32</td><td>40</td><td>20,00</td><td>27,00</td></tr> <tr><td>40</td><td>79</td><td>38</td><td>48</td><td>28,70</td><td>38,50</td></tr> <tr><td>50</td><td>92</td><td>50</td><td>58</td><td>41,80</td><td>56,00</td></tr> <tr><td>65</td><td>108</td><td>66</td><td>76</td><td>63,10</td><td>82,30</td></tr> <tr><td>80</td><td>123</td><td>81</td><td>90</td><td>97,30</td><td>120,00</td></tr> <tr><td>100</td><td>136</td><td>100</td><td>110</td><td>125,60</td><td>171,00</td></tr> </tbody> </table>					304	316L	10	33	10	15	13,00	18,00	15	43	16	21	13,10	26,00	20	52	20	27	13,40	19,70	25	58	26	32	14,70	20,90	32	65	32	40	20,00	27,00	40	79	38	48	28,70	38,50	50	92	50	58	41,80	56,00	65	108	66	76	63,10	82,30	80	123	81	90	97,30	120,00	100	136	100	110	125,60	171,00		<p><b>265 Klemmschalen /Edelstahl</b></p> <p>Preise in € je Einheit</p> <table border="1"> <thead> <tr> <th colspan="2"></th> <th colspan="2">für Schlauch</th> <th>316L</th> </tr> </thead> <tbody> <tr><td>25</td><td></td><td>25 x 5 mm</td><td></td><td>35,60</td></tr> <tr><td>32</td><td></td><td>32 x 6 mm</td><td></td><td>43,40</td></tr> <tr><td>38</td><td></td><td>38 x 6,5 mm</td><td></td><td>38,40</td></tr> <tr><td>40</td><td></td><td>40 x 7 mm</td><td></td><td>43,40</td></tr> <tr><td>50</td><td></td><td>50 x 8 mm</td><td></td><td>63,80</td></tr> <tr><td>65</td><td></td><td>65 x 8 mm</td><td></td><td>104,40</td></tr> <tr><td>75</td><td></td><td>75 x 8 mm</td><td></td><td>111,60</td></tr> <tr><td>100</td><td></td><td>100 x 8 mm</td><td></td><td>261,20</td></tr> </tbody> </table> <p>aus ALU auf Anfrage</p>			für Schlauch		316L	25		25 x 5 mm		35,60	32		32 x 6 mm		43,40	38		38 x 6,5 mm		38,40	40		40 x 7 mm		43,40	50		50 x 8 mm		63,80	65		65 x 8 mm		104,40	75		75 x 8 mm		111,60	100		100 x 8 mm		261,20																																																									
				304	316L																																																																																																																																																																						
10	33	10	15	13,00	18,00																																																																																																																																																																						
15	43	16	21	13,10	26,00																																																																																																																																																																						
20	52	20	27	13,40	19,70																																																																																																																																																																						
25	58	26	32	14,70	20,90																																																																																																																																																																						
32	65	32	40	20,00	27,00																																																																																																																																																																						
40	79	38	48	28,70	38,50																																																																																																																																																																						
50	92	50	58	41,80	56,00																																																																																																																																																																						
65	108	66	76	63,10	82,30																																																																																																																																																																						
80	123	81	90	97,30	120,00																																																																																																																																																																						
100	136	100	110	125,60	171,00																																																																																																																																																																						
		für Schlauch		316L																																																																																																																																																																							
25		25 x 5 mm		35,60																																																																																																																																																																							
32		32 x 6 mm		43,40																																																																																																																																																																							
38		38 x 6,5 mm		38,40																																																																																																																																																																							
40		40 x 7 mm		43,40																																																																																																																																																																							
50		50 x 8 mm		63,80																																																																																																																																																																							
65		65 x 8 mm		104,40																																																																																																																																																																							
75		75 x 8 mm		111,60																																																																																																																																																																							
100		100 x 8 mm		261,20																																																																																																																																																																							
	<p><b>238 b Schlauchtülle</b> lichte Schlauchweite</p> <p>Preise in € je Einheit</p> <table border="1"> <thead> <tr> <th colspan="2"></th> <th colspan="2"></th> <th>304</th> <th>316L</th> </tr> </thead> <tbody> <tr><td>25</td><td>58</td><td>24</td><td>30</td><td>13,80</td><td>18,80</td></tr> <tr><td>32</td><td>65</td><td>28</td><td>34</td><td>17,90</td><td>28,50</td></tr> <tr><td>40</td><td>79</td><td>32</td><td>43</td><td>24,90</td><td>36,90</td></tr> <tr><td>50</td><td>92</td><td>45</td><td>53</td><td>36,00</td><td>53,60</td></tr> <tr><td>65</td><td>108</td><td>60</td><td>68</td><td>48,80</td><td>71,00</td></tr> <tr><td>80</td><td>123</td><td>74</td><td>83</td><td>107,20</td><td>158,00</td></tr> <tr><td>100</td><td>136</td><td>93</td><td>103</td><td>140,90</td><td>209,50</td></tr> </tbody> </table>					304	316L	25	58	24	30	13,80	18,80	32	65	28	34	17,90	28,50	40	79	32	43	24,90	36,90	50	92	45	53	36,00	53,60	65	108	60	68	48,80	71,00	80	123	74	83	107,20	158,00	100	136	93	103	140,90	209,50		<p><b>262 Schlauchkegelstutzen glatt</b></p> <p>Preise in € je Einheit</p> <table border="1"> <thead> <tr> <th colspan="2"></th> <th>B</th> <th>Schlauchmaß</th> <th>304</th> <th>316L</th> </tr> </thead> <tbody> <tr><td>25</td><td>76</td><td>44</td><td>25 x 6 mm</td><td>45,00</td><td></td></tr> <tr><td>32</td><td>76</td><td>50</td><td>32 x 6 mm</td><td>57,60</td><td></td></tr> <tr><td>40</td><td>76</td><td>56</td><td>40 x 8 mm</td><td>70,35</td><td></td></tr> <tr><td>50</td><td>84</td><td>68,5</td><td>50 x 8 mm</td><td>83,25</td><td></td></tr> <tr><td>65</td><td>99</td><td>86</td><td>65 x 8 mm</td><td>122,85</td><td></td></tr> </tbody> </table>			B	Schlauchmaß	304	316L	25	76	44	25 x 6 mm	45,00		32	76	50	32 x 6 mm	57,60		40	76	56	40 x 8 mm	70,35		50	84	68,5	50 x 8 mm	83,25		65	99	86	65 x 8 mm	122,85																																																																																					
				304	316L																																																																																																																																																																						
25	58	24	30	13,80	18,80																																																																																																																																																																						
32	65	28	34	17,90	28,50																																																																																																																																																																						
40	79	32	43	24,90	36,90																																																																																																																																																																						
50	92	45	53	36,00	53,60																																																																																																																																																																						
65	108	60	68	48,80	71,00																																																																																																																																																																						
80	123	74	83	107,20	158,00																																																																																																																																																																						
100	136	93	103	140,90	209,50																																																																																																																																																																						
		B	Schlauchmaß	304	316L																																																																																																																																																																						
25	76	44	25 x 6 mm	45,00																																																																																																																																																																							
32	76	50	32 x 6 mm	57,60																																																																																																																																																																							
40	76	56	40 x 8 mm	70,35																																																																																																																																																																							
50	84	68,5	50 x 8 mm	83,25																																																																																																																																																																							
65	99	86	65 x 8 mm	122,85																																																																																																																																																																							
	<p><b>238 s Schuppentülle</b></p> <p>Preise in € je Einheit</p> <table border="1"> <thead> <tr> <th colspan="2"></th> <th colspan="2"></th> <th>304</th> <th>316L</th> </tr> </thead> <tbody> <tr><td>25</td><td>35</td><td>24</td><td>32</td><td></td><td>19,30</td></tr> <tr><td>32</td><td>42</td><td>28</td><td>36</td><td></td><td>23,70</td></tr> <tr><td>40</td><td>48</td><td>33</td><td>41</td><td></td><td>30,30</td></tr> <tr><td>50</td><td>48</td><td>43</td><td>51</td><td></td><td>33,50</td></tr> <tr><td>65</td><td>60</td><td>60</td><td>68</td><td></td><td>46,30</td></tr> <tr><td>80</td><td>60</td><td>74</td><td>83</td><td></td><td>64,80</td></tr> <tr><td>100</td><td>60</td><td>92</td><td>104</td><td></td><td>122,40</td></tr> </tbody> </table>					304	316L	25	35	24	32		19,30	32	42	28	36		23,70	40	48	33	41		30,30	50	48	43	51		33,50	65	60	60	68		46,30	80	60	74	83		64,80	100	60	92	104		122,40		<p><b>263 Schlauchgewindestutzen glatt</b></p> <p>Preise in € je Einheit</p> <table border="1"> <thead> <tr> <th>DN</th> <th>A</th> <th>B</th> <th>Schlauchmaß</th> <th>304</th> <th>316L</th> </tr> </thead> <tbody> <tr><td>25</td><td>76</td><td></td><td>25 x 6 mm</td><td>49,50</td><td></td></tr> <tr><td>32</td><td>76</td><td></td><td>32 x 6 mm</td><td>63,00</td><td></td></tr> <tr><td>40</td><td>76</td><td></td><td>40 x 8 mm</td><td>71,70</td><td></td></tr> <tr><td>50</td><td>84</td><td></td><td>50 x 8 mm</td><td>91,35</td><td></td></tr> <tr><td>65</td><td>99</td><td></td><td>65 x 8 mm</td><td>130,80</td><td></td></tr> </tbody> </table>	DN	A	B	Schlauchmaß	304	316L	25	76		25 x 6 mm	49,50		32	76		32 x 6 mm	63,00		40	76		40 x 8 mm	71,70		50	84		50 x 8 mm	91,35		65	99		65 x 8 mm	130,80																																																																																					
				304	316L																																																																																																																																																																						
25	35	24	32		19,30																																																																																																																																																																						
32	42	28	36		23,70																																																																																																																																																																						
40	48	33	41		30,30																																																																																																																																																																						
50	48	43	51		33,50																																																																																																																																																																						
65	60	60	68		46,30																																																																																																																																																																						
80	60	74	83		64,80																																																																																																																																																																						
100	60	92	104		122,40																																																																																																																																																																						
DN	A	B	Schlauchmaß	304	316L																																																																																																																																																																						
25	76		25 x 6 mm	49,50																																																																																																																																																																							
32	76		32 x 6 mm	63,00																																																																																																																																																																							
40	76		40 x 8 mm	71,70																																																																																																																																																																							
50	84		50 x 8 mm	91,35																																																																																																																																																																							
65	99		65 x 8 mm	130,80																																																																																																																																																																							
	<p><b>239 Schlauchtülle Rohrausführung</b></p> <p>Preise in € je Einheit</p> <table border="1"> <thead> <tr> <th colspan="2"></th> <th colspan="2"></th> <th colspan="2"></th> <th>304</th> <th>316L</th> </tr> </thead> <tbody> <tr><td>25</td><td>75</td><td>22</td><td>26</td><td>28</td><td>31</td><td>8,10</td><td>12,40</td></tr> <tr><td>32</td><td>85</td><td>22</td><td>32</td><td>34</td><td>37</td><td>8,60</td><td>13,10</td></tr> <tr><td>40</td><td>100</td><td>22</td><td>38</td><td>40</td><td>43</td><td>9,50</td><td>14,60</td></tr> <tr><td>50</td><td>115</td><td>40</td><td>50</td><td>52</td><td>56</td><td>11,10</td><td>16,60</td></tr> <tr><td>65</td><td>140</td><td>40</td><td>66</td><td>70</td><td>74</td><td>19,60</td><td>30,10</td></tr> <tr><td>80</td><td>190</td><td>50</td><td>81</td><td>85</td><td>89</td><td>25,50</td><td>38,90</td></tr> <tr><td>100</td><td>210</td><td>50</td><td>100</td><td>104</td><td>109</td><td>44,10</td><td>57,20</td></tr> </tbody> </table>							304	316L	25	75	22	26	28	31	8,10	12,40	32	85	22	32	34	37	8,60	13,10	40	100	22	38	40	43	9,50	14,60	50	115	40	50	52	56	11,10	16,60	65	140	40	66	70	74	19,60	30,10	80	190	50	81	85	89	25,50	38,90	100	210	50	100	104	109	44,10	57,20		<p><b>305 z Muffe abgesetzt</b></p> <p>Preise in € je Einheit</p> <table border="1"> <thead> <tr> <th>DN</th> <th>A</th> <th>B</th> <th>C</th> <th>D</th> <th>E</th> <th>304</th> <th>316L</th> </tr> </thead> <tbody> <tr><td>6</td><td>20</td><td>12</td><td>6</td><td>R 1/4"</td><td>22</td><td></td><td>23,80</td></tr> <tr><td>10</td><td>20</td><td>12</td><td>10</td><td>R 3/8"</td><td>22</td><td></td><td>23,80</td></tr> <tr><td>15</td><td>25</td><td>15</td><td>16</td><td>R 1/2"</td><td>28</td><td></td><td>24,10</td></tr> <tr><td>20</td><td>25</td><td>15</td><td>20</td><td>R 3/4"</td><td>32</td><td></td><td>26,70</td></tr> <tr><td>25</td><td>30</td><td>20</td><td>26</td><td>R 1"</td><td>39</td><td></td><td>29,80</td></tr> <tr><td>32</td><td>30</td><td>20</td><td>32</td><td>R 1 1/4"</td><td>49</td><td></td><td>33,10</td></tr> <tr><td>40</td><td>30</td><td>20</td><td>38</td><td>R 1 1/2"</td><td>59</td><td></td><td>36,40</td></tr> <tr><td>50</td><td>32</td><td>22</td><td>50</td><td>R 2"</td><td>69</td><td></td><td>47,00</td></tr> <tr><td>65</td><td>32</td><td>22</td><td>66</td><td>R 2 1/2"</td><td>85</td><td></td><td>91,10</td></tr> <tr><td>80</td><td>37</td><td>25</td><td>81</td><td>R 3"</td><td>100</td><td></td><td>121,80</td></tr> <tr><td>100</td><td>45</td><td>30</td><td>100</td><td>R 4"</td><td>125</td><td></td><td>142,80</td></tr> </tbody> </table>	DN	A	B	C	D	E	304	316L	6	20	12	6	R 1/4"	22		23,80	10	20	12	10	R 3/8"	22		23,80	15	25	15	16	R 1/2"	28		24,10	20	25	15	20	R 3/4"	32		26,70	25	30	20	26	R 1"	39		29,80	32	30	20	32	R 1 1/4"	49		33,10	40	30	20	38	R 1 1/2"	59		36,40	50	32	22	50	R 2"	69		47,00	65	32	22	66	R 2 1/2"	85		91,10	80	37	25	81	R 3"	100		121,80	100	45	30	100	R 4"	125		142,80								
						304	316L																																																																																																																																																																				
25	75	22	26	28	31	8,10	12,40																																																																																																																																																																				
32	85	22	32	34	37	8,60	13,10																																																																																																																																																																				
40	100	22	38	40	43	9,50	14,60																																																																																																																																																																				
50	115	40	50	52	56	11,10	16,60																																																																																																																																																																				
65	140	40	66	70	74	19,60	30,10																																																																																																																																																																				
80	190	50	81	85	89	25,50	38,90																																																																																																																																																																				
100	210	50	100	104	109	44,10	57,20																																																																																																																																																																				
DN	A	B	C	D	E	304	316L																																																																																																																																																																				
6	20	12	6	R 1/4"	22		23,80																																																																																																																																																																				
10	20	12	10	R 3/8"	22		23,80																																																																																																																																																																				
15	25	15	16	R 1/2"	28		24,10																																																																																																																																																																				
20	25	15	20	R 3/4"	32		26,70																																																																																																																																																																				
25	30	20	26	R 1"	39		29,80																																																																																																																																																																				
32	30	20	32	R 1 1/4"	49		33,10																																																																																																																																																																				
40	30	20	38	R 1 1/2"	59		36,40																																																																																																																																																																				
50	32	22	50	R 2"	69		47,00																																																																																																																																																																				
65	32	22	66	R 2 1/2"	85		91,10																																																																																																																																																																				
80	37	25	81	R 3"	100		121,80																																																																																																																																																																				
100	45	30	100	R 4"	125		142,80																																																																																																																																																																				
	<p><b>1037 Schneckschlauchklemme</b></p> <p>Preise in € je Einheit</p> <table border="1"> <thead> <tr> <th colspan="2"></th> <th>B</th> <th>D</th> <th>304</th> <th>316L</th> </tr> </thead> <tbody> <tr><td>16</td><td>12</td><td>10 - 16</td><td></td><td>5,60</td><td></td></tr> <tr><td>20</td><td>12</td><td>12 - 20</td><td></td><td>5,80</td><td></td></tr> <tr><td>25</td><td>12</td><td>16 - 25</td><td></td><td>6,20</td><td></td></tr> <tr><td>32</td><td>12</td><td>20 - 32</td><td></td><td>6,50</td><td></td></tr> <tr><td>40</td><td>12</td><td>25 - 40</td><td></td><td>6,60</td><td></td></tr> <tr><td>50</td><td>12</td><td>32 - 50</td><td></td><td>6,70</td><td></td></tr> <tr><td>60</td><td>12</td><td>40 - 60</td><td></td><td>7,90</td><td></td></tr> <tr><td>70</td><td>12</td><td>50 - 70</td><td></td><td>8,30</td><td></td></tr> <tr><td>80</td><td>12</td><td>60 - 80</td><td></td><td>9,00</td><td></td></tr> <tr><td>90</td><td>12</td><td>70 - 90</td><td></td><td>9,80</td><td></td></tr> <tr><td>100</td><td>12</td><td>80 - 100</td><td></td><td>14,10</td><td></td></tr> </tbody> </table>			B	D	304	316L	16	12	10 - 16		5,60		20	12	12 - 20		5,80		25	12	16 - 25		6,20		32	12	20 - 32		6,50		40	12	25 - 40		6,60		50	12	32 - 50		6,70		60	12	40 - 60		7,90		70	12	50 - 70		8,30		80	12	60 - 80		9,00		90	12	70 - 90		9,80		100	12	80 - 100		14,10			<p><b>306 z Nippel mit Bund</b></p> <p>Preise in € je Einheit</p> <table border="1"> <thead> <tr> <th>DN</th> <th>A</th> <th>B</th> <th>C</th> <th>D</th> <th>E</th> <th>304</th> <th>316L</th> </tr> </thead> <tbody> <tr><td>6</td><td>22</td><td>10</td><td>6</td><td>R 1/4"</td><td>22</td><td></td><td>18,10</td></tr> <tr><td>10</td><td>22</td><td>10</td><td>10</td><td>R 3/8"</td><td>22</td><td></td><td>18,10</td></tr> <tr><td>15</td><td>22</td><td>10</td><td>16</td><td>R 1/2"</td><td>28</td><td></td><td>20,00</td></tr> <tr><td>20</td><td>22</td><td>10</td><td>20</td><td>R 3/4"</td><td>32</td><td></td><td>20,90</td></tr> <tr><td>25</td><td>22</td><td>10</td><td>26</td><td>R 1"</td><td>32</td><td></td><td>24,40</td></tr> <tr><td>32</td><td>25</td><td>10</td><td>32</td><td>R 1 1/4"</td><td>39</td><td></td><td>27,60</td></tr> <tr><td>40</td><td>26</td><td>10</td><td>38</td><td>R 1 1/2"</td><td>49</td><td></td><td>28,30</td></tr> <tr><td>50</td><td>28</td><td>10</td><td>50</td><td>R 2"</td><td>56</td><td></td><td>41,80</td></tr> <tr><td>65</td><td>32</td><td>12</td><td>66</td><td>R 2 1/2"</td><td>68</td><td></td><td>48,70</td></tr> <tr><td>80</td><td>37</td><td>12</td><td>81</td><td>R 3"</td><td>85</td><td></td><td>74,80</td></tr> <tr><td>100</td><td>44</td><td>14</td><td>100</td><td>R 4"</td><td>100</td><td></td><td>93,10</td></tr> </tbody> </table>	DN	A	B	C	D	E	304	316L	6	22	10	6	R 1/4"	22		18,10	10	22	10	10	R 3/8"	22		18,10	15	22	10	16	R 1/2"	28		20,00	20	22	10	20	R 3/4"	32		20,90	25	22	10	26	R 1"	32		24,40	32	25	10	32	R 1 1/4"	39		27,60	40	26	10	38	R 1 1/2"	49		28,30	50	28	10	50	R 2"	56		41,80	65	32	12	66	R 2 1/2"	68		48,70	80	37	12	81	R 3"	85		74,80	100	44	14	100	R 4"	100		93,10
		B	D	304	316L																																																																																																																																																																						
16	12	10 - 16		5,60																																																																																																																																																																							
20	12	12 - 20		5,80																																																																																																																																																																							
25	12	16 - 25		6,20																																																																																																																																																																							
32	12	20 - 32		6,50																																																																																																																																																																							
40	12	25 - 40		6,60																																																																																																																																																																							
50	12	32 - 50		6,70																																																																																																																																																																							
60	12	40 - 60		7,90																																																																																																																																																																							
70	12	50 - 70		8,30																																																																																																																																																																							
80	12	60 - 80		9,00																																																																																																																																																																							
90	12	70 - 90		9,80																																																																																																																																																																							
100	12	80 - 100		14,10																																																																																																																																																																							
DN	A	B	C	D	E	304	316L																																																																																																																																																																				
6	22	10	6	R 1/4"	22		18,10																																																																																																																																																																				
10	22	10	10	R 3/8"	22		18,10																																																																																																																																																																				
15	22	10	16	R 1/2"	28		20,00																																																																																																																																																																				
20	22	10	20	R 3/4"	32		20,90																																																																																																																																																																				
25	22	10	26	R 1"	32		24,40																																																																																																																																																																				
32	25	10	32	R 1 1/4"	39		27,60																																																																																																																																																																				
40	26	10	38	R 1 1/2"	49		28,30																																																																																																																																																																				
50	28	10	50	R 2"	56		41,80																																																																																																																																																																				
65	32	12	66	R 2 1/2"	68		48,70																																																																																																																																																																				
80	37	12	81	R 3"	85		74,80																																																																																																																																																																				
100	44	14	100	R 4"	100		93,10																																																																																																																																																																				

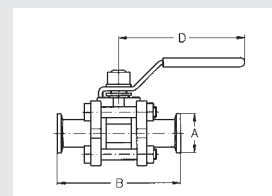


	<p><b>270 Gewindestutzen</b> <b>SMS</b></p> <p>Preise in € je Einheit</p> <table border="1"> <thead> <tr> <th>DN</th> <th>A</th> <th>B</th> <th>C</th> <th>D</th> <th>E</th> <th>304</th> <th>316L</th> </tr> </thead> <tbody> <tr> <td>25</td> <td>15</td> <td>3</td> <td>22,5</td> <td>25</td> <td>Rd 40x1/6"</td> <td></td> <td></td> </tr> <tr> <td>38</td> <td>20</td> <td>3</td> <td>35,5</td> <td>38</td> <td>Rd 48x1/6"</td> <td></td> <td></td> </tr> <tr> <td>51</td> <td>20</td> <td>3</td> <td>48,5</td> <td>51</td> <td>Rd 60x1/6"</td> <td></td> <td></td> </tr> <tr> <td>63,5</td> <td>24</td> <td>3</td> <td>60,5</td> <td>63,5</td> <td>Rd 70x1/6"</td> <td></td> <td></td> </tr> <tr> <td>76</td> <td>24</td> <td>3</td> <td>72,0</td> <td>76</td> <td>Rd 85x1/6"</td> <td></td> <td></td> </tr> <tr> <td>101,6</td> <td>35</td> <td>3</td> <td>97,6</td> <td>101,6</td> <td>Rd 98x1/6"</td> <td></td> <td></td> </tr> </tbody> </table> <p style="text-align: center;"><i>auf Anfrage</i></p>	DN	A	B	C	D	E	304	316L	25	15	3	22,5	25	Rd 40x1/6"			38	20	3	35,5	38	Rd 48x1/6"			51	20	3	48,5	51	Rd 60x1/6"			63,5	24	3	60,5	63,5	Rd 70x1/6"			76	24	3	72,0	76	Rd 85x1/6"			101,6	35	3	97,6	101,6	Rd 98x1/6"				<p><b>298 LD TC-Klammer mit Schrauben</b> clamp</p> <p>Preise in € je Einheit</p> <table border="1"> <thead> <tr> <th>DN</th> <th>A</th> <th>B</th> <th>C</th> <th>D</th> <th>E</th> <th>304</th> <th>316L</th> </tr> </thead> <tbody> <tr> <td>25/40/1"</td> <td>86</td> <td>58</td> <td></td> <td></td> <td></td> <td>20,00</td> <td></td> </tr> <tr> <td>50/2"</td> <td>99</td> <td>72</td> <td></td> <td></td> <td></td> <td>20,50</td> <td></td> </tr> <tr> <td>2 1/2"</td> <td>112</td> <td>86</td> <td></td> <td></td> <td></td> <td>21,00</td> <td></td> </tr> <tr> <td>65/3"</td> <td>126</td> <td>99</td> <td></td> <td></td> <td></td> <td>27,00</td> <td></td> </tr> <tr> <td>100</td> <td>154</td> <td>127</td> <td></td> <td></td> <td></td> <td>28,20</td> <td></td> </tr> </tbody> </table>	DN	A	B	C	D	E	304	316L	25/40/1"	86	58				20,00		50/2"	99	72				20,50		2 1/2"	112	86				21,00		65/3"	126	99				27,00		100	154	127				28,20																																																															
DN	A	B	C	D	E	304	316L																																																																																																																																																																		
25	15	3	22,5	25	Rd 40x1/6"																																																																																																																																																																				
38	20	3	35,5	38	Rd 48x1/6"																																																																																																																																																																				
51	20	3	48,5	51	Rd 60x1/6"																																																																																																																																																																				
63,5	24	3	60,5	63,5	Rd 70x1/6"																																																																																																																																																																				
76	24	3	72,0	76	Rd 85x1/6"																																																																																																																																																																				
101,6	35	3	97,6	101,6	Rd 98x1/6"																																																																																																																																																																				
DN	A	B	C	D	E	304	316L																																																																																																																																																																		
25/40/1"	86	58				20,00																																																																																																																																																																			
50/2"	99	72				20,50																																																																																																																																																																			
2 1/2"	112	86				21,00																																																																																																																																																																			
65/3"	126	99				27,00																																																																																																																																																																			
100	154	127				28,20																																																																																																																																																																			
	<p><b>271 Bundstutzen</b> <b>SMS</b></p> <p>Preise in € je Einheit</p> <table border="1"> <thead> <tr> <th>DN</th> <th>A</th> <th>B</th> <th>C</th> <th>D</th> <th>E</th> <th>304</th> <th>316L</th> </tr> </thead> <tbody> <tr> <td>25</td> <td>8</td> <td>3,5</td> <td>22,5</td> <td>25</td> <td>35,5</td> <td></td> <td></td> </tr> <tr> <td>38</td> <td>9</td> <td>3,5</td> <td>35,5</td> <td>38</td> <td>55</td> <td></td> <td></td> </tr> <tr> <td>51</td> <td>9</td> <td>4</td> <td>48,5</td> <td>51</td> <td>65</td> <td></td> <td></td> </tr> <tr> <td>63,5</td> <td>9</td> <td>4</td> <td>60,5</td> <td>63,5</td> <td>80</td> <td></td> <td></td> </tr> <tr> <td>76</td> <td>10</td> <td>4</td> <td>72</td> <td>76</td> <td>93</td> <td></td> <td></td> </tr> <tr> <td>101,6</td> <td>12</td> <td>5</td> <td>97,6</td> <td>101,6</td> <td>127</td> <td></td> <td></td> </tr> </tbody> </table> <p style="text-align: center;"><i>auf Anfrage</i></p>	DN	A	B	C	D	E	304	316L	25	8	3,5	22,5	25	35,5			38	9	3,5	35,5	38	55			51	9	4	48,5	51	65			63,5	9	4	60,5	63,5	80			76	10	4	72	76	93			101,6	12	5	97,6	101,6	127				<p><b>298 SHTC-Klammer massiv, Doppelgelenk</b> clamp, double pin</p> <p>Preise in € je Einheit</p> <table border="1"> <thead> <tr> <th>DN</th> <th>A</th> <th>B</th> <th>C</th> <th>D</th> <th>E</th> <th>304</th> <th>316L</th> </tr> </thead> <tbody> <tr> <td>1/2"-3/4"</td> <td>28</td> <td></td> <td></td> <td></td> <td></td> <td>41,70</td> <td></td> </tr> <tr> <td>1"/25</td> <td>53</td> <td></td> <td></td> <td></td> <td></td> <td>37,60</td> <td></td> </tr> <tr> <td>1 1/2"/40</td> <td>53</td> <td></td> <td></td> <td></td> <td></td> <td>37,60</td> <td></td> </tr> <tr> <td>2"/50</td> <td>67</td> <td></td> <td></td> <td></td> <td></td> <td>38,60</td> <td></td> </tr> <tr> <td>2 1/2"</td> <td>80</td> <td></td> <td></td> <td></td> <td></td> <td>48,20</td> <td></td> </tr> <tr> <td>3"/65</td> <td>94</td> <td></td> <td></td> <td></td> <td></td> <td>48,20</td> <td></td> </tr> <tr> <td>3 1/2"/80</td> <td>109</td> <td></td> <td></td> <td></td> <td></td> <td>63,80</td> <td></td> </tr> <tr> <td>4"/100</td> <td>122</td> <td></td> <td></td> <td></td> <td></td> <td>73,10</td> <td></td> </tr> </tbody> </table>	DN	A	B	C	D	E	304	316L	1/2"-3/4"	28					41,70		1"/25	53					37,60		1 1/2"/40	53					37,60		2"/50	67					38,60		2 1/2"	80					48,20		3"/65	94					48,20		3 1/2"/80	109					63,80		4"/100	122					73,10																																							
DN	A	B	C	D	E	304	316L																																																																																																																																																																		
25	8	3,5	22,5	25	35,5																																																																																																																																																																				
38	9	3,5	35,5	38	55																																																																																																																																																																				
51	9	4	48,5	51	65																																																																																																																																																																				
63,5	9	4	60,5	63,5	80																																																																																																																																																																				
76	10	4	72	76	93																																																																																																																																																																				
101,6	12	5	97,6	101,6	127																																																																																																																																																																				
DN	A	B	C	D	E	304	316L																																																																																																																																																																		
1/2"-3/4"	28					41,70																																																																																																																																																																			
1"/25	53					37,60																																																																																																																																																																			
1 1/2"/40	53					37,60																																																																																																																																																																			
2"/50	67					38,60																																																																																																																																																																			
2 1/2"	80					48,20																																																																																																																																																																			
3"/65	94					48,20																																																																																																																																																																			
3 1/2"/80	109					63,80																																																																																																																																																																			
4"/100	122					73,10																																																																																																																																																																			
	<p><b>272 Nutmutter</b> <b>SMS</b></p> <p>Preise in € je Einheit</p> <table border="1"> <thead> <tr> <th>DN</th> <th>A</th> <th>B</th> <th>C</th> <th>D</th> <th>E</th> <th>304</th> <th>316L</th> </tr> </thead> <tbody> <tr> <td>25</td> <td>20</td> <td>16</td> <td>32</td> <td>51</td> <td>40x1/6"</td> <td></td> <td></td> </tr> <tr> <td>38</td> <td>25</td> <td>21</td> <td>48</td> <td>74</td> <td>60x1/6"</td> <td></td> <td></td> </tr> <tr> <td>51</td> <td>26</td> <td>21</td> <td>60,5</td> <td>84</td> <td>70x1/6"</td> <td></td> <td></td> </tr> <tr> <td>63,5</td> <td>30</td> <td>25</td> <td>74</td> <td>100</td> <td>85x1/6"</td> <td></td> <td></td> </tr> <tr> <td>76</td> <td>32</td> <td>26</td> <td>87</td> <td>114</td> <td>98x1/6"</td> <td></td> <td></td> </tr> <tr> <td>101,6</td> <td>45</td> <td>38</td> <td>112</td> <td>154</td> <td>132x1/6"</td> <td></td> <td></td> </tr> </tbody> </table> <p style="text-align: center;"><i>auf Anfrage</i></p>	DN	A	B	C	D	E	304	316L	25	20	16	32	51	40x1/6"			38	25	21	48	74	60x1/6"			51	26	21	60,5	84	70x1/6"			63,5	30	25	74	100	85x1/6"			76	32	26	87	114	98x1/6"			101,6	45	38	112	154	132x1/6"				<p><b>298 L TC-Klammer</b> leichte Ausführung</p> <p>Preise in € je Einheit</p> <table border="1"> <thead> <tr> <th>DN</th> <th>A</th> <th>B</th> <th>C</th> <th>D</th> <th>E</th> <th>304</th> <th>316L</th> </tr> </thead> <tbody> <tr> <td>1"</td> <td>55</td> <td>85</td> <td></td> <td></td> <td></td> <td>33,60</td> <td></td> </tr> <tr> <td>25</td> <td>55</td> <td>85</td> <td></td> <td></td> <td></td> <td>33,60</td> <td></td> </tr> <tr> <td>1 1/2"</td> <td>55</td> <td>85</td> <td></td> <td></td> <td></td> <td>33,60</td> <td></td> </tr> <tr> <td>40</td> <td>55</td> <td>85</td> <td></td> <td></td> <td></td> <td>33,60</td> <td></td> </tr> <tr> <td>2"</td> <td>68</td> <td>98</td> <td></td> <td></td> <td></td> <td>36,90</td> <td></td> </tr> <tr> <td>50</td> <td>68</td> <td>98</td> <td></td> <td></td> <td></td> <td>36,90</td> <td></td> </tr> <tr> <td>2 1/2"</td> <td>81,5</td> <td>112</td> <td></td> <td></td> <td></td> <td>45,40</td> <td></td> </tr> <tr> <td>3"</td> <td>95</td> <td>126</td> <td></td> <td></td> <td></td> <td>45,40</td> <td></td> </tr> <tr> <td>65</td> <td>95</td> <td>126</td> <td></td> <td></td> <td></td> <td>45,40</td> <td></td> </tr> <tr> <td>80</td> <td>110</td> <td>142</td> <td></td> <td></td> <td></td> <td>46,50</td> <td></td> </tr> <tr> <td>4"</td> <td>122</td> <td>155</td> <td></td> <td></td> <td></td> <td>50,70</td> <td></td> </tr> <tr> <td>100</td> <td>122</td> <td>155</td> <td></td> <td></td> <td></td> <td>50,70</td> <td></td> </tr> </tbody> </table>	DN	A	B	C	D	E	304	316L	1"	55	85				33,60		25	55	85				33,60		1 1/2"	55	85				33,60		40	55	85				33,60		2"	68	98				36,90		50	68	98				36,90		2 1/2"	81,5	112				45,40		3"	95	126				45,40		65	95	126				45,40		80	110	142				46,50		4"	122	155				50,70		100	122	155				50,70							
DN	A	B	C	D	E	304	316L																																																																																																																																																																		
25	20	16	32	51	40x1/6"																																																																																																																																																																				
38	25	21	48	74	60x1/6"																																																																																																																																																																				
51	26	21	60,5	84	70x1/6"																																																																																																																																																																				
63,5	30	25	74	100	85x1/6"																																																																																																																																																																				
76	32	26	87	114	98x1/6"																																																																																																																																																																				
101,6	45	38	112	154	132x1/6"																																																																																																																																																																				
DN	A	B	C	D	E	304	316L																																																																																																																																																																		
1"	55	85				33,60																																																																																																																																																																			
25	55	85				33,60																																																																																																																																																																			
1 1/2"	55	85				33,60																																																																																																																																																																			
40	55	85				33,60																																																																																																																																																																			
2"	68	98				36,90																																																																																																																																																																			
50	68	98				36,90																																																																																																																																																																			
2 1/2"	81,5	112				45,40																																																																																																																																																																			
3"	95	126				45,40																																																																																																																																																																			
65	95	126				45,40																																																																																																																																																																			
80	110	142				46,50																																																																																																																																																																			
4"	122	155				50,70																																																																																																																																																																			
100	122	155				50,70																																																																																																																																																																			
	<p><b>273 Dichtring</b> <b>SMS</b></p> <p>Preise in € je Einheit</p> <table border="1"> <thead> <tr> <th>DN</th> <th>A</th> <th>B</th> <th>C</th> <th>D</th> <th>Perbunan</th> <th>EPDM</th> <th>Teflon</th> <th>Silikon</th> <th>Viton</th> </tr> </thead> <tbody> <tr> <td>25</td> <td></td> <td>32</td> <td>25</td> <td></td> <td></td> <td></td> <td></td> <td></td> <td></td> </tr> <tr> <td>38</td> <td></td> <td>48</td> <td>38</td> <td></td> <td></td> <td></td> <td></td> <td></td> <td></td> </tr> <tr> <td>51</td> <td></td> <td>61</td> <td>51</td> <td></td> <td></td> <td></td> <td></td> <td></td> <td></td> </tr> <tr> <td>63,5</td> <td></td> <td>73,5</td> <td>63,5</td> <td></td> <td></td> <td></td> <td></td> <td></td> <td></td> </tr> <tr> <td>76</td> <td></td> <td>86</td> <td>76</td> <td></td> <td></td> <td></td> <td></td> <td></td> <td></td> </tr> <tr> <td>101,6</td> <td></td> <td>113,5</td> <td>101,6</td> <td></td> <td></td> <td></td> <td></td> <td></td> <td></td> </tr> </tbody> </table> <p style="text-align: center;"><i>auf Anfrage</i></p>	DN	A	B	C	D	Perbunan	EPDM	Teflon	Silikon	Viton	25		32	25							38		48	38							51		61	51							63,5		73,5	63,5							76		86	76							101,6		113,5	101,6								<p><b>298 s TC-Klammer</b> Einfachgelenk</p> <p>Preise in € je Einheit</p> <table border="1"> <thead> <tr> <th>DN</th> <th>A</th> <th>B</th> <th>C</th> <th>D</th> <th>E</th> <th>304</th> <th>316L</th> </tr> </thead> <tbody> <tr> <td>1/2"- 3/4"</td> <td>30</td> <td>64</td> <td></td> <td></td> <td></td> <td>40,00</td> <td></td> </tr> <tr> <td>10/15/20</td> <td>37</td> <td>69</td> <td></td> <td></td> <td></td> <td>40,90</td> <td></td> </tr> <tr> <td>1"- 25</td> <td>53</td> <td>85</td> <td></td> <td></td> <td></td> <td>37,30</td> <td></td> </tr> <tr> <td>1 1/2"- 40</td> <td>53</td> <td>85</td> <td></td> <td></td> <td></td> <td>37,30</td> <td></td> </tr> <tr> <td>2"- 50</td> <td>67</td> <td>100</td> <td></td> <td></td> <td></td> <td>38,30</td> <td></td> </tr> <tr> <td>2 1/2"</td> <td>80</td> <td>111</td> <td></td> <td></td> <td></td> <td>46,60</td> <td></td> </tr> <tr> <td>3"- 65</td> <td>94</td> <td>127</td> <td></td> <td></td> <td></td> <td>46,60</td> <td></td> </tr> <tr> <td>80</td> <td>109</td> <td>141</td> <td></td> <td></td> <td></td> <td>64,40</td> <td></td> </tr> <tr> <td>4" - 100</td> <td>122</td> <td>156</td> <td></td> <td></td> <td></td> <td>72,80</td> <td></td> </tr> <tr> <td>125</td> <td>158</td> <td>210</td> <td></td> <td></td> <td></td> <td>128,20</td> <td></td> </tr> <tr> <td>150</td> <td>186</td> <td>238</td> <td></td> <td></td> <td></td> <td>252,90</td> <td></td> </tr> </tbody> </table>	DN	A	B	C	D	E	304	316L	1/2"- 3/4"	30	64				40,00		10/15/20	37	69				40,90		1"- 25	53	85				37,30		1 1/2"- 40	53	85				37,30		2"- 50	67	100				38,30		2 1/2"	80	111				46,60		3"- 65	94	127				46,60		80	109	141				64,40		4" - 100	122	156				72,80		125	158	210				128,20		150	186	238				252,90	
DN	A	B	C	D	Perbunan	EPDM	Teflon	Silikon	Viton																																																																																																																																																																
25		32	25																																																																																																																																																																						
38		48	38																																																																																																																																																																						
51		61	51																																																																																																																																																																						
63,5		73,5	63,5																																																																																																																																																																						
76		86	76																																																																																																																																																																						
101,6		113,5	101,6																																																																																																																																																																						
DN	A	B	C	D	E	304	316L																																																																																																																																																																		
1/2"- 3/4"	30	64				40,00																																																																																																																																																																			
10/15/20	37	69				40,90																																																																																																																																																																			
1"- 25	53	85				37,30																																																																																																																																																																			
1 1/2"- 40	53	85				37,30																																																																																																																																																																			
2"- 50	67	100				38,30																																																																																																																																																																			
2 1/2"	80	111				46,60																																																																																																																																																																			
3"- 65	94	127				46,60																																																																																																																																																																			
80	109	141				64,40																																																																																																																																																																			
4" - 100	122	156				72,80																																																																																																																																																																			
125	158	210				128,20																																																																																																																																																																			
150	186	238				252,90																																																																																																																																																																			

## Clamp-Rohrverbindung



## DIN 32676 + ISO





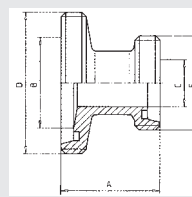


# Rohrverbindungen / Reduzierstücke

## 322 Reduzierstück 2 x Schweißende DIN 11852

Preise in € je Einheit

DN	A	B	C	D	304		316L	
					matt	poliert	matt	poliert
15/10		16	10	1.5	6,50	8,00	8,00	9,70
20/10		20	10	1.5	7,40	9,00	9,50	11,20
20/15		20	16	1.5	6,60	8,30	7,70	9,40
25/10		26	10	1.5	18,80	20,60	25,40	27,20
25/15		26	16	1.5	8,40	10,00	11,10	12,60
25/20		26	20	1.5	7,90	9,50	10,40	12,00
32/15		32	16	1.5	8,60	10,40	11,90	13,40
32/20		32	20	1.5	7,65	9,50	9,80	11,60
32/25		32	26	1.5	5,80	7,50	9,50	11,20
40/15		38	16	1.5	33,00	36,00	39,90	42,80
40/20		38	20	1.5	8,40	9,80	12,30	14,10
40/25		38	26	1.5	8,00	9,70	9,70	11,30
40/32		38	32	1.5	7,60	9,20	9,20	10,80
50/25		50	26	1.5	10,40	11,90	13,30	14,90
50/32		50	32	1.5	9,40	11,10	12,80	14,40
50/40		50	38	1.5	7,60	10,20	10,70	12,30
65/25		66	26	2	34,00	36,90	41,50	44,90
65/32		66	32	2	32,30	35,40	39,40	42,40
65/40		66	38	2	11,10	12,70	16,60	18,40
65/50		66	50	2	11,10	12,50	14,10	15,70
80/32		81	32	2	52,90	57,30	64,90	68,00
80/40		81	38	2	39,50	42,50	51,50	54,60
80/50		81	50	2	18,90	21,00	24,20	26,10
80/65		81	66	2	15,10	16,60	24,20	26,10
100/50		100	50	2	48,60	52,50	61,40	65,20
100/65		100	66	2	24,60	26,80	31,10	33,30
100/80		100	81	2	18,80	20,60	23,10	24,70
125/65		125	66	2	75,10	80,40	106,10	111,20
125/80		125	81	2	43,80	46,40	59,70	62,70
125/100		125	100	2	30,60	32,60	41,20	59,60
150/80		150	81	2	111,60	121,10	132,80	138,40
150/100		150	100	2	54,70	58,40	65,10	68,90
150/125		150	125	2	30,10	32,60	42,50	45,00
200/100		200	100	2				
200/125		200	125	2				
200/150		200	150	2				
250/200		250	200	2				



## 355 Reduzierstück G-G

Preise in € je Einheit

DN	A	B	C	D		304	316L
25/15	26	16	Rd 34x1/8"	Rd 52x1/6"	50,50		
25/20	26	20	Rd 44x1/6"	Rd 52x1/6"	50,50		
32/10	32	10	Rd 58x1/6"	Rd 58x1/6"	52,90		
32/15	32	16	Rd 34x1/8"	Rd 58x1/6"	53,80		
32/20	32	20	Rd 44x1/6"	Rd 58x1/6"	56,20		
32/25	32	26	Rd 52x1/6"	Rd 58x1/6"	56,20		
40/15	38	16	Rd 34x1/8"	Rd 65x1/6"	58,80		
40/20	38	20	Rd 44x1/6"	Rd 65x1/6"	60,50		
40/25	38	26	Rd 52x1/6"	Rd 65x1/6"	60,10		
40/32	38	32	Rd 58x1/6"	Rd 65x1/6"	61,80		
50/20	50	20	Rd 44x1/6"	Rd 78x1/6"	70,30		
50/25	50	26	Rd 52x1/6"	Rd 78x1/6"	70,50		
50/32	50	32	Rd 58x1/6"	Rd 78x1/6"	70,50		
50/40	50	38	Rd 65x1/6"	Rd 78x1/6"	72,70		
65/25	66	26	Rd 52x1/6"	Rd 95x1/6"	94,90		
65/32	66	32	Rd 58x1/6"	Rd 95x1/6"	94,90		
65/40	66	38	Rd 65x1/6"	Rd 95x1/6"	100,20		
65/50	66	50	Rd 78x1/6"	Rd 95x1/6"	101,40		
80/32	81	32	Rd 58x1/6"	Rd 110x1/4"	131,20		
80/40	81	38	Rd 65x1/6"	Rd 110x1/4"	131,80		
80/50	81	50	Rd 78x1/6"	Rd 110x1/4"	131,80		
80/65	81	66	Rd 95x1/6"	Rd 110x1/4"	144,40		
100/50	100	50	Rd 78x1/6"	Rd 130x1/4"	137,20		
100/65	100	66	Rd 95x1/6"	Rd 130x1/4"	201,55		
100/80	100	81	Rd 110x1/4"	Rd 130x1/4"	220,40		

auf Anfrage

## 356 Reduzierstück G-KM

Preise in € je Einheit

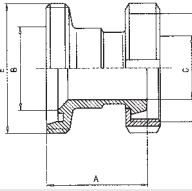
DN	A	B	C	D		304	316L
25/15	26	16	Rd 34x1/8"	Rd 52x1/6"	63,20		
25/20	26	20	Rd 44x1/6"	Rd 52x1/6"	64,20		
32/10	32	10	Rd 58x1/6"	Rd 58x1/6"	65,10		
32/15	32	16	Rd 34x1/8"	Rd 58x1/6"	65,70		
32/20	32	20	Rd 44x1/6"	Rd 58x1/6"	66,30		
32/25	32	26	Rd 52x1/6"	Rd 58x1/6"	66,90		
40/15	38	16	Rd 34x1/8"	Rd 65x1/6"	70,20		
40/20	38	20	Rd 44x1/6"	Rd 65x1/6"	70,80		
40/25	38	26	Rd 52x1/6"	Rd 65x1/6"	72,70		
40/32	38	32	Rd 58x1/6"	Rd 65x1/6"	73,20		
50/20	50	20	Rd 44x1/6"	Rd 78x1/6"	76,10		
50/25	50	26	Rd 52x1/6"	Rd 78x1/6"	81,10		
50/32	50	32	Rd 58x1/6"	Rd 78x1/6"	81,30		
50/40	50	38	Rd 65x1/6"	Rd 78x1/6"	83,30		
65/25	66	26	Rd 52x1/6"	Rd 95x1/6"	103,80		
65/32	66	32	Rd 58x1/6"	Rd 95x1/6"	104,70		
65/40	66	38	Rd 65x1/6"	Rd 95x1/6"	106,10		
65/50	66	50	Rd 78x1/6"	Rd 95x1/6"	113,00		
80/32	81	32	Rd 58x1/6"	Rd 110x1/4"	144,80		
80/40	81	38	Rd 65x1/6"	Rd 110x1/4"	148,20		
80/50	81	50	Rd 78x1/6"	Rd 110x1/4"	150,50		
80/65	81	66	Rd 95x1/6"	Rd 110x1/4"	154,40		
100/50	100	50	Rd 78x1/6"	Rd 130x1/4"	184,20		
100/65	100	66	Rd 95x1/6"	Rd 130x1/4"	186,20		
100/80	100	81	Rd 110x1/4"	Rd 130x1/4"	225,00		

auf Anfrage

## 322 ex Reduzierstück exzentrisch

Preise in € je Einheit

DN	A	B	C	D	304		316L	
					matt	poliert	matt	poliert
20/15	20	16	1.5	17,50	17,50	20,30	20,30	
25/15	26	16	1.5	23,30	23,30	28,00	28,00	
25/20	26	20	1.5	23,00	23,00	27,90	27,90	
32/20	32	20	1.5	27,30	27,30	33,50	33,50	
32/25	32	26	1.5	22,70	22,70	27,70	27,70	
40/25	38	26	1.5	26,30	26,30	32,00	32,00	
40/32	38	32	1.5	26,40	26,40	32,10	32,10	
50/25	50	26	1.5	54,30	54,30	65,50	65,50	
50/32	50	32	1.5	52,00	52,00	61,70	61,70	
50/40	50	38	1.5	26,10	26,10	32,80	32,80	
65/40	66	38	2	59,40	59,40	72,90	72,90	
65/50	66	50	2	32,10	32,10	39,10	39,10	
80/50	81	50	2	73,30	73,30	88,80	88,80	
80/65	81	66	2	40,40	40,40	48,60	48,60	
100/65	100	66	2	95,20	95,20	115,70	115,70	
100/80	100	81	2	56,60	56,60	67,20	67,20	
125/80	125	81	2	47,80	47,80	79,90	79,90	
125/100	125	100	2	83,10	83,10	101,60	101,60	
150/100	150	100	2	149,60	149,60	157,30	157,30	
150/125	150	125	2	79,00	79,00	88,50	88,50	

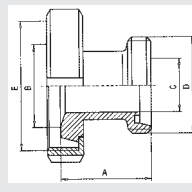


auf Anfrage

## 322 Z Reduzierstück, 2 x Schweißende Zoll

Preise in € je Einheit

DN	A	B	C	D	304		316L	
					matt	poliert	matt	poliert
1 1/2"-1"		35,1	22,9	1,5				
2"-1"		47,8	22,9	1,5				
2"-1 1/2"		47,8	35,1	1,5				
2 1/2"-1 1/2"		60,5	35,1	2				
2 1/2"-2"		60,5	47,8	2				
3"-1 1/2"		73,1	35,1	2	auf Anfrage	auf Anfrage	auf Anfrage	auf Anfrage
3"-2"		73,1	47,8	2				
3"-2 1/2"		73,1	60,5	2				
4"-2"		97,6	47,8	2				
4"-2 1/2"		97,6	60,5	2				
4"-3"		97,6	73,1	2				



auf Anfrage

## 365 Reduzierstück KM-G

Preise in € je Einheit

DN	A	B	C	D		304	316L
25/15	26	16	Rd 34x1/8"	Rd 52x1/6"	66,80		
25/20	26	20	Rd 44x1/6"	Rd 52x1/6"	67,30		
32/10	32	10	Rd 58x1/6"	Rd 58x1/6"	69,00		
32/15	32	16	Rd 34x1/8"	Rd 58x1/6"	69,50		
32/20	32	20	Rd 44x1/6"	Rd 58x1/6"	70,40		
32/25	32	26	Rd 52x1/6"	Rd 58x1/6"	72,10		
40/15	38	16	Rd 34x1/8"	Rd 65x1/6"	74,60		
40/20	38	20	Rd 44x1/6"	Rd 65x1/6"	75,60		
40/25	38	26	Rd 52x1/6"	Rd 65x1/6"	77,20		
40/32	38	32	Rd 58x1/6"	Rd 65x1/6"	78,40		
50/25	50	26	Rd 52x1/6"	Rd 78x1/6"	86,00		
50/32	50	32	Rd 58x1/6"	Rd 78x1/6"	88,70		
50/40	50	38	Rd 65x1/6"	Rd 78x1/6"	90,40		
65/25	66	26	Rd 52x1/6"	Rd 95x1/6"	122,60		
65/32	66	32	Rd 58x1/6"	Rd 95x1/6"	124,30		
65/40	66	38	Rd 65x1/6"	Rd 95x1/6"	126,60		
65/50	66	50	Rd 78x1/6"	Rd 95x1/6"	131,00		
80/32	81	32	Rd 58x1/6"	Rd 110x1/4"	159,90		
80/40	81	38	Rd 65x1/6"	Rd 110x1/4"	161,40		
80/50	81	50	Rd 78x1/6"	Rd 110x1/4"	162,50		
80/65	81	66	Rd 95x1/6"	Rd 110x1/4"	165,80		
100/50	100	50	Rd 78x1/6"	Rd 130x1/4"	242,80		
100/65	100	66	Rd 95x1/6"	Rd 130x1/4"	246,30		
100/80	100	81	Rd 110x1/4"	Rd 130x1/4"			



366 Reduzierstück KM-KM							370 Zwischenstück G-G							372 Zwischenstück KM-KM										
Preise in € je Einheit							Preise in € je Einheit							Preise in € je Einheit										
DN	A	B	C	D	304	316L	DN	A	B	C	D	E	304	316L	DN	A	B	C	D	E	304	316L		
25/10	26	10		Rd 28x1/8"	Rd 52x1/6"	67,40	10		4	10			Rd 28x1/8"	36,20	10								Rd 28x1/8"	54,80
25/15	26	16		Rd 34x1/8"	Rd 52x1/6"	69,30	15		4	16			Rd 34x1/8"	39,50	15								Rd 34x1/8"	56,70
25/20	26	20		Rd 44x1/6"	Rd 52x1/6"	71,20	20		6	20			Rd 44x1/6"	45,30	20								Rd 44x1/6"	62,10
32/10	32	10		Rd 58x1/6"	Rd 58x1/6"	86,30	25		7	26			Rd 52x1/6"	46,50	25								Rd 52x1/6"	64,50
32/15	32	16		Rd 34x1/8"	Rd 58x1/6"	88,00	32		7	32			Rd 58x1/6"	52,20	32								Rd 58x1/6"	68,20
32/20	32	20		Rd 44x1/6"	Rd 58x1/6"	89,20	40		7	38			Rd 65x1/6"	55,40	40								Rd 65x1/6"	74,50
32/25	32	26		Rd 52x1/6"	Rd 58x1/6"	91,10	50		7	50			Rd 78x1/6"	61,50	50								Rd 78x1/6"	88,10
40/15	38	16		Rd 34x1/8"	Rd 65x1/6"	80,80	65		8	66			Rd 95x1/6"	84,10	65								Rd 95x1/6"	121,20
40/20	38	20		Rd 44x1/6"	Rd 65x1/6"	82,40	80		8	81			Rd 110x1/4"	133,70	80								Rd 110x1/4"	206,90
40/25	38	26		Rd 52x1/6"	Rd 65x1/6"	83,30	100		10	100			Rd 130x1/4"	207,30	100								Rd 130x1/4"	266,90
40/32	38	32		Rd 58x1/6"	Rd 65x1/6"	84,60																		
50/25	50	26		Rd 52x1/6"	Rd 78x1/6"	90,10																		
50/32	50	32		Rd 58x1/6"	Rd 78x1/6"	92,10																		
50/40	50	38		Rd 65x1/6"	Rd 78x1/6"	93,10																		
65/25	66	26		Rd 52x1/6"	Rd 95x1/6"	122,80																		
65/32	66	32		Rd 58x1/6"	Rd 95x1/6"	123,40																		
65/40	66	38		Rd 65x1/6"	Rd 95x1/6"	124,70																		
65/50	66	50		Rd 78x1/6"	Rd 95x1/6"	126,80																		
80/32	81	32		Rd 58x1/6"	Rd 110x1/4"	176,20																		
80/40	81	38		Rd 65x1/6"	Rd 110x1/4"	177,10																		
80/50	81	50		Rd 78x1/6"	Rd 110x1/4"	179,10																		
80/65	81	66		Rd 95x1/6"	Rd 110x1/4"	182,80																		
100/50	100	50		Rd 78x1/6"	Rd 130x1/4"	250,20																		
100/65	100	66		Rd 95x1/6"	Rd 130x1/4"	252,90																		
100/80	100	81		Rd 110x1/4"	Rd 130x1/4"	269,30																		

929 Metallbalg 2 x Schweißende							
Preise in € je Einheit							
DN	A	B	C	D	E	304	316L
20	175	23	19				175,50
25	185	29	25				185,30
32	185	35	31				198,40
40	190	40	37				226,50
50	205	53	49				298,40
65	230	70	66				392,80
80	230	80	81				483,20
100	230	104	100				558,00

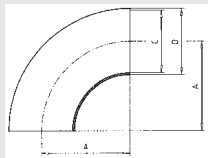
  

927 Metallbalg KM-G							
Preise in € je Einheit							
DN	A	B	C	D	E	304	316L
20	207		19		Rd 44x1/6"		290,90
25	222		25		Rd 52x1/6"		295,70
32	222		31		Rd 58x1/6"		313,10
40	227		37		Rd 65x1/6"		332,10
50	244		49		Rd 78x1/6"		405,00
65	272		66		Rd 95x1/6"		521,70
80	272		81		Rd 110x1/4"		620,30
100	280		100		Rd 130x1/4"		741,60



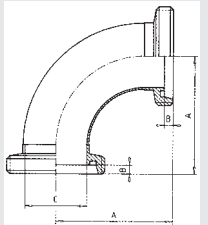
Rohrformstücke

**422 Schweißbogen 90° Reihe 1**  
Preise in € je Einheit



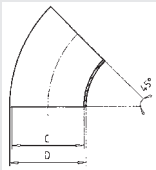
DN	A	B	C	D	304		316L	
					matt	poliert	matt	poliert
10	26		9	12	7,10	9,70	9,30	12,30
15	35		15	18	7,40	10,40	10,10	13,20
20	40		19	22	8,20	11,10	10,40	14,50
25	50		25	28	7,10	10,90	9,30	11,80
32	55		31	34	7,80	12,60	10,40	14,10
40	60		37	40	9,20	13,50	12,60	16,50
50	70		49	52	11,10	15,60	15,20	20,50
65	80		66	70	17,90	27,10	26,70	38,00
80	90		81	85	26,90	41,90	39,90	60,90
100	100		100	104	36,20	55,70	53,80	116,60
125	187,5		125	129	74,60	118,80	107,70	176,30
150	225		150	154	104,90	166,70	151,50	232,00
200	300		200	204	157,80	271,00	225,30	367,60

**455 Bogen 90° G-G**  
Preise in € je Einheit



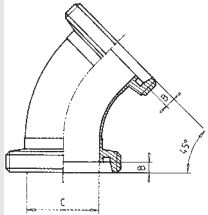
DN	A	B	C	D	304		316L	
					matt	poliert	matt	poliert
10	43	4	9		42,70	46,00	54,50	59,40
15	52	4	15		48,60	52,80	63,40	69,70
20	59	6	19		54,90	59,90	71,60	78,60
25	72	7	25		45,50	49,30	59,40	65,50
32	77	7	31		49,00	53,20	62,80	69,10
40	82	7	37		52,60	56,90	69,90	77,10
50	93	7	49		61,80	67,40	82,60	91,10
65	105	8	66		86,90	94,40	120,50	132,00
80	115	8	81		138,40	151,70	212,40	232,80
100	130	10	100		197,10	216,00	300,00	328,80
125	233,5	12	125					
150	275	13	150					

**411 Schweißbogen 45° Reihe 1**  
Preise in € je Einheit



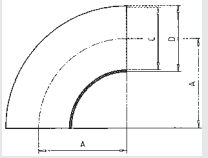
DN	A	B	C	D	304		316L	
					matt	poliert	matt	poliert
10			9	12	7,80	10,50	10,80	14,50
15			15	18	8,00	10,80	11,50	14,90
20			19	22	8,20	11,60	12,30	16,00
25			25	28	9,30	11,20	13,40	14,90
32			31	34	10,40	11,60	14,70	16,30
40			37	40	12,60	15,60	19,30	21,90
50			49	52	18,90	24,50	26,90	34,10
65			66	70	27,50	36,40	37,80	49,60
80			81	85	39,00	53,50	54,80	77,00
100			100	104	67,30	97,70	94,30	137,40
125			125	129	100,30	144,80	140,20	204,20
150			150	154	152,20	208,70	224,50	311,90
200			200	204				

**455a Bogen 45° G-G**  
Preise in € je Einheit



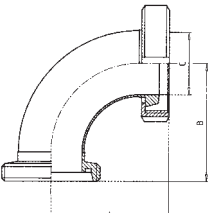
DN	A	B	C	D	304		316L	
					matt	poliert	matt	poliert
10		4	9					
15		4	15					
20		6	19					
25		7	25		50,30	54,90	65,60	71,60
32		7	31		54,00	59,00	69,30	75,60
40		7	37		58,10	63,40	77,10	84,10
50		7	49		68,30	74,50	91,20	99,40
65		8	66		102,30	111,60	132,50	144,50
80		8	81		162,20	176,80	234,50	255,60
100		10	100		232,00	253,20	331,50	361,20

**422 n Schweißbogen 90° Reihe 2**  
Preise in € je Einheit



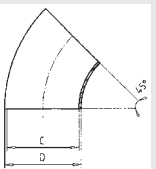
DN	A	B	C	D	304		316L	
					matt	poliert	matt	poliert
10	26		10	13	7,10	9,70	9,30	12,30
15	35		16	19	7,50	10,40	10,10	13,20
20	40		20	23	8,20	11,20	10,40	14,50
25	50		26	29	7,10	10,90	9,30	11,90
32	55		32	35	7,80	12,60	10,40	14,10
40	60		38	41	9,20	13,50	12,60	16,60
50	70		50	53	11,20	15,70	15,20	20,50

**456 Bogen 90° KM-G**  
Preise in € je Einheit



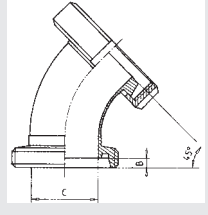
DN	A	B	C	D	304		316L	
					matt	poliert	matt	poliert
10	39	43	9		49,60	56,20	63,70	71,40
15	48	52	15		57,80	66,00	75,10	84,10
20	53	59	19		60,10	67,30	78,00	87,30
25	65	72	25		55,20	61,80	71,90	80,60
32	70	77	31		60,60	67,90	79,60	89,10
40	75	82	37		64,70	72,50	85,20	95,40
50	86	93	49		77,20	86,50	101,30	113,40
65	97	105	66		107,10	120,10	150,40	168,50
80	107	115	81		167,80	187,90	268,00	300,00
100	120	130	100		245,60	275,10	389,80	436,80
125	221,5	233,5	125					
150	262	275	150					

**411 Schweißbogen 45° Reihe 2**  
Preise in € je Einheit



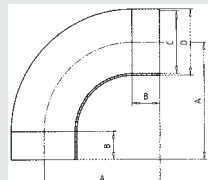
DN	A	B	C	D	304		316L	
					matt	poliert	matt	poliert
10			10	13	7,80	10,50	10,80	14,50
15			16	19	8,00	10,80	11,50	14,90
20			20	23	8,20	11,50	12,30	16,00
25			26	29	9,30	11,20	13,40	14,90
32			32	35	10,40	11,60	14,60	16,30
40			38	41	11,10	12,60	16,00	19,20
50			49	53	13,20	15,60	19,30	21,90

**456 a Bogen 45° KM-G**  
Preise in € je Einheit



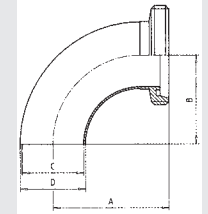
DN	A	B	C	D	304		316L	
					matt	poliert	matt	poliert
10		4	9					
15		4	15					
20		6	19					
25		7	25		55,10	61,70	71,90	80,60
32		7	31		60,50	67,90	79,60	89,10
40		7	37		64,60	72,40	85,20	95,40
50		7	49		77,20	86,50	101,30	113,40
65		8	66		107,10	120,10	131,20	168,50
80		8	81					
100		10	100					

**433 Walzbogen 90° Reihe 1**  
Preise in € je Einheit



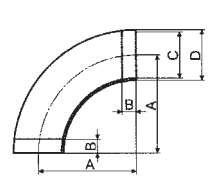
DN	A	B	C	D	304		316L	
					matt	poliert	matt	poliert
10	38	12	9	12	8,60		11,50	
15	47	12	15	18	8,80		11,80	
20	52	12	19	22	8,90		12,10	
25	70	20	25	28	9,80		14,20	
32	78	23	31	34	11,50		15,90	
40	85	25	37	40	13,90		17,80	
50	97	27	49	52	15,10		20,30	

**452 Bogen 90° G-S**  
Preise in € je Einheit



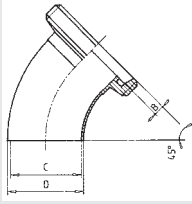
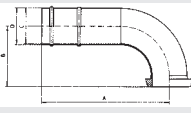
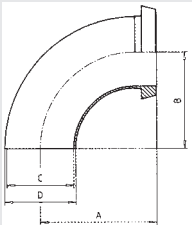
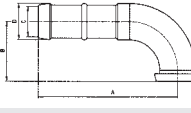
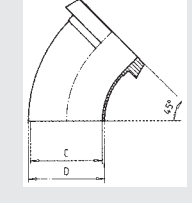
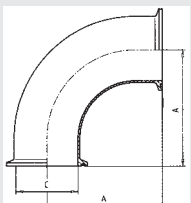
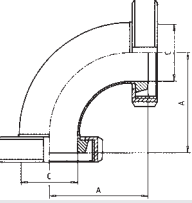
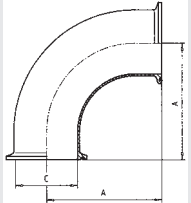
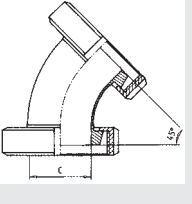
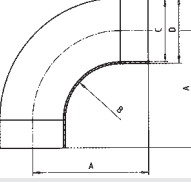
DN	A	B	C	D	304		316L	
					matt	poliert	matt	poliert
10	43	26	9	13	29,40	31,70	32,40	35,00
15	52	35	16	19	34,60	37,40	36,40	39,10
20	59	40	20	23	37,00	40,10	38,90	41,00
25	72	50	26	29	29,70	32,20	38,40	41,50
32	77	55	32	35	30,30	32,70	41,10	44,40
40	82	60	38	41	34,10	36,80	44,00	47,60
50	93	70	50	53	39,50	43,40	52,00	56,20
65	105	80	66	70	52,90	57,20	77,10	83,30
80	115	90	81	85	89,40	96,50	134,30	145,10
100	130	100	100	104	128,20	138,40	183,90	198,60
125	233,5	187,5	125	129				
150	275	225	150	154				

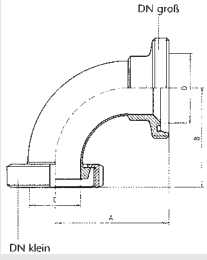
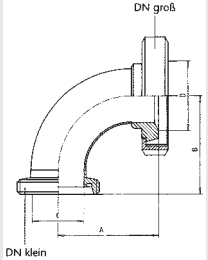
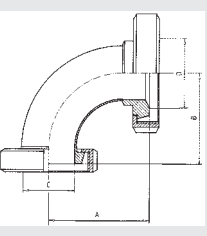
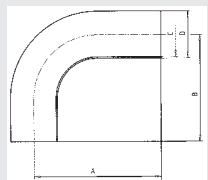
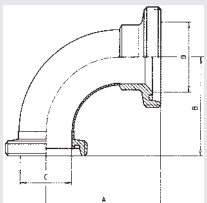
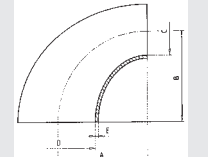
**433 N Orbital-Schweißbogen BL 90° Reihe 2**  
DIN 11852  
Preise in € je Einheit



DN	A	B	C	D	304		316L	
					matt	poliert	matt	poliert
10	51	25	10	13	10,20	12,20	13,20	16,10
15	60	25	16	19	10,50	12,50	13,50	16,50
20	65	25	20	23	10,80	13,90	14,60	16,80
25	90	40	26	29	11,70	14,20	15,10	17,60
32	95	40	32	35	13,20	16,20	17,10	19,90
40	100	40	38	41	15,40	18,30	19,90	21,80
50	110	40	50	53	16,80	19,60	21,80	24,30
65	120	40	66	70				
80	145	55	81	85				
100	155	55	100	104				
125	245	57,5	125	129				



	<p><b>452 a Bogen 45° G-S</b></p> <p>Preise in € je Einheit</p> <table border="1"> <thead> <tr> <th rowspan="2">DN</th> <th rowspan="2">A</th> <th rowspan="2">B</th> <th rowspan="2">C</th> <th rowspan="2">D</th> <th colspan="2">304</th> <th colspan="2">316L</th> </tr> <tr> <th>matt</th> <th>poliert</th> <th>matt</th> <th>poliert</th> </tr> </thead> <tbody> <tr><td>10</td><td></td><td>4</td><td>10</td><td>13</td><td></td><td></td><td></td><td></td></tr> <tr><td>15</td><td></td><td>4</td><td>16</td><td>19</td><td></td><td></td><td></td><td></td></tr> <tr><td>20</td><td></td><td>6</td><td>20</td><td>23</td><td></td><td></td><td></td><td></td></tr> <tr><td>25</td><td></td><td>7</td><td>26</td><td>29</td><td>30,60</td><td>33,10</td><td>39,60</td><td>42,80</td></tr> <tr><td>32</td><td></td><td>7</td><td>32</td><td>35</td><td>33,30</td><td>36,00</td><td>42,30</td><td>45,70</td></tr> <tr><td>40</td><td></td><td>7</td><td>38</td><td>41</td><td>35,10</td><td>37,90</td><td>45,50</td><td>48,60</td></tr> <tr><td>50</td><td></td><td>7</td><td>50</td><td>53</td><td>40,70</td><td>44,00</td><td>53,70</td><td>64,80</td></tr> <tr><td>65</td><td></td><td>8</td><td>66</td><td>70</td><td>58,20</td><td>62,90</td><td>79,60</td><td>85,90</td></tr> <tr><td>80</td><td></td><td>8</td><td>81</td><td>85</td><td>98,40</td><td>106,40</td><td>127,70</td><td>142,10</td></tr> <tr><td>100</td><td></td><td>10</td><td>100</td><td>104</td><td>141,20</td><td>152,40</td><td>189,60</td><td>204,90</td></tr> </tbody> </table>	DN	A	B	C	D	304		316L		matt	poliert	matt	poliert	10		4	10	13					15		4	16	19					20		6	20	23					25		7	26	29	30,60	33,10	39,60	42,80	32		7	32	35	33,30	36,00	42,30	45,70	40		7	38	41	35,10	37,90	45,50	48,60	50		7	50	53	40,70	44,00	53,70	64,80	65		8	66	70	58,20	62,90	79,60	85,90	80		8	81	85	98,40	106,40	127,70	142,10	100		10	100	104	141,20	152,40	189,60	204,90	<p><b>476 Schlauchkegelbogen mit Rohrtülle</b></p> <p>Preise in € je Einheit</p> <table border="1"> <thead> <tr> <th rowspan="2">DN</th> <th rowspan="2">A</th> <th rowspan="2">B</th> <th rowspan="2">C</th> <th rowspan="2">D</th> <th rowspan="2">E</th> <th colspan="2">304</th> <th rowspan="2">316L</th> </tr> <tr> <th>matt</th> <th>poliert</th> </tr> </thead> <tbody> <tr><td>25</td><td>125</td><td>65</td><td>26</td><td>28</td><td></td><td></td><td>49,60</td><td rowspan="6">auf Anfrage</td></tr> <tr><td>32</td><td>140</td><td>70</td><td>32</td><td>34</td><td></td><td></td><td>54,10</td></tr> <tr><td>40</td><td>160</td><td>75</td><td>38</td><td>40</td><td></td><td></td><td>59,80</td></tr> <tr><td>50</td><td>185</td><td>86</td><td>50</td><td>52</td><td></td><td></td><td>63,80</td></tr> <tr><td>65</td><td>205</td><td>97</td><td>66</td><td>70</td><td></td><td></td><td>97,00</td></tr> <tr><td>80</td><td>280</td><td>107</td><td>81</td><td>85</td><td></td><td></td><td></td></tr> <tr><td>100</td><td>310</td><td>120</td><td>100</td><td>104</td><td></td><td></td><td></td></tr> </tbody> </table> 	DN	A	B	C	D	E	304		316L	matt	poliert	25	125	65	26	28			49,60	auf Anfrage	32	140	70	32	34			54,10	40	160	75	38	40			59,80	50	185	86	50	52			63,80	65	205	97	66	70			97,00	80	280	107	81	85				100	310	120	100	104																					
DN	A						B	C	D	304		316L																																																																																																																																																																																			
		matt	poliert	matt	poliert																																																																																																																																																																																										
10		4	10	13																																																																																																																																																																																											
15		4	16	19																																																																																																																																																																																											
20		6	20	23																																																																																																																																																																																											
25		7	26	29	30,60	33,10	39,60	42,80																																																																																																																																																																																							
32		7	32	35	33,30	36,00	42,30	45,70																																																																																																																																																																																							
40		7	38	41	35,10	37,90	45,50	48,60																																																																																																																																																																																							
50		7	50	53	40,70	44,00	53,70	64,80																																																																																																																																																																																							
65		8	66	70	58,20	62,90	79,60	85,90																																																																																																																																																																																							
80		8	81	85	98,40	106,40	127,70	142,10																																																																																																																																																																																							
100		10	100	104	141,20	152,40	189,60	204,90																																																																																																																																																																																							
DN	A	B	C	D	E	304		316L																																																																																																																																																																																							
						matt	poliert																																																																																																																																																																																								
25	125	65	26	28			49,60	auf Anfrage																																																																																																																																																																																							
32	140	70	32	34			54,10																																																																																																																																																																																								
40	160	75	38	40			59,80																																																																																																																																																																																								
50	185	86	50	52			63,80																																																																																																																																																																																								
65	205	97	66	70			97,00																																																																																																																																																																																								
80	280	107	81	85																																																																																																																																																																																											
100	310	120	100	104																																																																																																																																																																																											
	<p><b>462 Bogen 90° K-S</b></p> <p>Preise in € je Einheit</p> <table border="1"> <thead> <tr> <th rowspan="2">DN</th> <th rowspan="2">A</th> <th rowspan="2">B</th> <th rowspan="2">C</th> <th rowspan="2">D</th> <th colspan="2">304</th> <th colspan="2">316L</th> </tr> <tr> <th>matt</th> <th>poliert</th> <th>matt</th> <th>poliert</th> </tr> </thead> <tbody> <tr><td>10</td><td>39</td><td>26</td><td>10</td><td>13</td><td>25,90</td><td>28,20</td><td></td><td></td></tr> <tr><td>15</td><td>48</td><td>35</td><td>16</td><td>19</td><td>30,00</td><td>32,40</td><td></td><td></td></tr> <tr><td>20</td><td>53</td><td>40</td><td>20</td><td>23</td><td>34,80</td><td>37,60</td><td></td><td></td></tr> <tr><td>25</td><td>65</td><td>50</td><td>26</td><td>29</td><td>27,00</td><td>29,30</td><td>37,80</td><td>40,90</td></tr> <tr><td>32</td><td>70</td><td>55</td><td>32</td><td>35</td><td>29,20</td><td>31,50</td><td>38,90</td><td>42,80</td></tr> <tr><td>40</td><td>75</td><td>60</td><td>38</td><td>41</td><td>33,20</td><td>36,00</td><td>41,10</td><td>43,90</td></tr> <tr><td>50</td><td>86</td><td>70</td><td>50</td><td>53</td><td>37,50</td><td>40,50</td><td>49,50</td><td>53,60</td></tr> <tr><td>65</td><td>97</td><td>80</td><td>66</td><td>70</td><td>54,80</td><td>59,20</td><td>71,30</td><td>77,10</td></tr> <tr><td>80</td><td>107</td><td>90</td><td>81</td><td>85</td><td>91,20</td><td>98,70</td><td>114,30</td><td>123,60</td></tr> <tr><td>100</td><td>120</td><td>100</td><td>100</td><td>104</td><td>135,40</td><td>146,20</td><td>177,40</td><td>191,70</td></tr> <tr><td>125</td><td>221,5</td><td>187,5</td><td>125</td><td>129</td><td></td><td></td><td></td><td></td></tr> <tr><td>150</td><td>262</td><td>225</td><td>150</td><td>154</td><td></td><td></td><td></td><td></td></tr> </tbody> </table>	DN	A	B	C	D	304		316L		matt	poliert	matt	poliert	10	39	26	10	13	25,90	28,20			15	48	35	16	19	30,00	32,40			20	53	40	20	23	34,80	37,60			25	65	50	26	29	27,00	29,30	37,80	40,90	32	70	55	32	35	29,20	31,50	38,90	42,80	40	75	60	38	41	33,20	36,00	41,10	43,90	50	86	70	50	53	37,50	40,50	49,50	53,60	65	97	80	66	70	54,80	59,20	71,30	77,10	80	107	90	81	85	91,20	98,70	114,30	123,60	100	120	100	100	104	135,40	146,20	177,40	191,70	125	221,5	187,5	125	129					150	262	225	150	154					<p><b>476 m Schlauchkegelbogen mit massiver Tülle</b></p> <p>Preise in € je Einheit</p> <table border="1"> <thead> <tr> <th rowspan="2">DN</th> <th rowspan="2">A</th> <th rowspan="2">B</th> <th rowspan="2">C</th> <th rowspan="2">D</th> <th rowspan="2">E</th> <th colspan="2">304</th> <th rowspan="2">316L</th> </tr> <tr> <th>matt</th> <th>poliert</th> </tr> </thead> <tbody> <tr><td>25</td><td>108</td><td>65</td><td>26</td><td>32</td><td></td><td></td><td>73,90</td><td rowspan="6">auf Anfrage</td></tr> <tr><td>32</td><td>120</td><td>70</td><td>32</td><td>40</td><td></td><td></td><td>88,80</td></tr> <tr><td>40</td><td>139</td><td>75</td><td>38</td><td>48</td><td></td><td></td><td>97,20</td></tr> <tr><td>50</td><td>162</td><td>86</td><td>50</td><td>58</td><td></td><td></td><td>107,30</td></tr> <tr><td>65</td><td>188</td><td>97</td><td>66</td><td>76</td><td></td><td></td><td>153,60</td></tr> <tr><td>80</td><td>213</td><td>107</td><td>81</td><td>90</td><td></td><td></td><td>220,80</td></tr> <tr><td>100</td><td>236</td><td>120</td><td>100</td><td>110</td><td></td><td></td><td>307,10</td></tr> </tbody> </table> 	DN	A	B	C	D	E	304		316L	matt	poliert	25	108	65	26	32			73,90	auf Anfrage	32	120	70	32	40			88,80	40	139	75	38	48			97,20	50	162	86	50	58			107,30	65	188	97	66	76			153,60	80	213	107	81	90			220,80	100	236	120	100	110			307,10
DN	A						B	C	D	304		316L																																																																																																																																																																																			
		matt	poliert	matt	poliert																																																																																																																																																																																										
10	39	26	10	13	25,90	28,20																																																																																																																																																																																									
15	48	35	16	19	30,00	32,40																																																																																																																																																																																									
20	53	40	20	23	34,80	37,60																																																																																																																																																																																									
25	65	50	26	29	27,00	29,30	37,80	40,90																																																																																																																																																																																							
32	70	55	32	35	29,20	31,50	38,90	42,80																																																																																																																																																																																							
40	75	60	38	41	33,20	36,00	41,10	43,90																																																																																																																																																																																							
50	86	70	50	53	37,50	40,50	49,50	53,60																																																																																																																																																																																							
65	97	80	66	70	54,80	59,20	71,30	77,10																																																																																																																																																																																							
80	107	90	81	85	91,20	98,70	114,30	123,60																																																																																																																																																																																							
100	120	100	100	104	135,40	146,20	177,40	191,70																																																																																																																																																																																							
125	221,5	187,5	125	129																																																																																																																																																																																											
150	262	225	150	154																																																																																																																																																																																											
DN	A	B	C	D	E	304		316L																																																																																																																																																																																							
						matt	poliert																																																																																																																																																																																								
25	108	65	26	32			73,90	auf Anfrage																																																																																																																																																																																							
32	120	70	32	40			88,80																																																																																																																																																																																								
40	139	75	38	48			97,20																																																																																																																																																																																								
50	162	86	50	58			107,30																																																																																																																																																																																								
65	188	97	66	76			153,60																																																																																																																																																																																								
80	213	107	81	90			220,80																																																																																																																																																																																								
100	236	120	100	110			307,10																																																																																																																																																																																								
	<p><b>462 a Bogen 45° K-S</b></p> <p>Preise in € je Einheit</p> <table border="1"> <thead> <tr> <th rowspan="2">DN</th> <th rowspan="2">A</th> <th rowspan="2">B</th> <th rowspan="2">C</th> <th rowspan="2">D</th> <th colspan="2">304</th> <th colspan="2">316L</th> </tr> <tr> <th>matt</th> <th>poliert</th> <th>matt</th> <th>poliert</th> </tr> </thead> <tbody> <tr><td>10</td><td></td><td></td><td>10</td><td>13</td><td></td><td></td><td></td><td></td></tr> <tr><td>15</td><td></td><td></td><td>16</td><td>19</td><td></td><td></td><td></td><td></td></tr> <tr><td>20</td><td></td><td></td><td>20</td><td>23</td><td></td><td></td><td></td><td></td></tr> <tr><td>25</td><td></td><td></td><td>26</td><td>29</td><td>27,00</td><td>29,30</td><td>37,80</td><td>40,90</td></tr> <tr><td>32</td><td></td><td></td><td>32</td><td>35</td><td>29,20</td><td>31,50</td><td>38,90</td><td>42,80</td></tr> <tr><td>40</td><td></td><td></td><td>38</td><td>41</td><td>33,20</td><td>36,00</td><td>41,10</td><td>43,90</td></tr> <tr><td>50</td><td></td><td></td><td>50</td><td>53</td><td>37,50</td><td>40,50</td><td>49,50</td><td>53,60</td></tr> <tr><td>65</td><td></td><td></td><td>66</td><td>70</td><td>54,80</td><td>59,20</td><td>71,30</td><td>77,10</td></tr> <tr><td>80</td><td></td><td></td><td>81</td><td>85</td><td>91,20</td><td>98,70</td><td>114,30</td><td>123,60</td></tr> <tr><td>100</td><td></td><td></td><td>100</td><td>104</td><td>135,40</td><td>145,90</td><td>177,40</td><td>191,70</td></tr> </tbody> </table>	DN	A	B	C	D	304		316L		matt	poliert	matt	poliert	10			10	13					15			16	19					20			20	23					25			26	29	27,00	29,30	37,80	40,90	32			32	35	29,20	31,50	38,90	42,80	40			38	41	33,20	36,00	41,10	43,90	50			50	53	37,50	40,50	49,50	53,60	65			66	70	54,80	59,20	71,30	77,10	80			81	85	91,20	98,70	114,30	123,60	100			100	104	135,40	145,90	177,40	191,70	<p><b>444 Bogen 90° TC-TC</b> DIN</p> <p>Preise in € je Einheit</p> <table border="1"> <thead> <tr> <th rowspan="2">DN</th> <th rowspan="2">A</th> <th rowspan="2">B</th> <th rowspan="2">C</th> <th rowspan="2">D</th> <th colspan="2">304</th> <th colspan="2">316L</th> </tr> <tr> <th>matt</th> <th>poliert</th> <th>matt</th> <th>poliert</th> </tr> </thead> <tbody> <tr><td>10</td><td>44</td><td></td><td>10</td><td></td><td></td><td></td><td></td><td>91,00</td></tr> <tr><td>15</td><td>53</td><td></td><td>16</td><td></td><td></td><td></td><td></td><td>95,10</td></tr> <tr><td>20</td><td>58</td><td></td><td>20</td><td></td><td></td><td></td><td></td><td>98,30</td></tr> <tr><td>25</td><td>71,5</td><td></td><td>26</td><td></td><td></td><td></td><td></td><td>105,20</td></tr> <tr><td>40</td><td>81,5</td><td></td><td>38</td><td></td><td></td><td></td><td></td><td>115,60</td></tr> <tr><td>50</td><td>91,5</td><td></td><td>50</td><td></td><td></td><td></td><td></td><td>126,30</td></tr> <tr><td>65</td><td>108</td><td></td><td>66</td><td></td><td></td><td></td><td></td><td>173,90</td></tr> <tr><td>80</td><td>118</td><td></td><td>81</td><td></td><td></td><td></td><td></td><td>226,00</td></tr> </tbody> </table> 	DN	A	B	C	D	304		316L		matt	poliert	matt	poliert	10	44		10					91,00	15	53		16					95,10	20	58		20					98,30	25	71,5		26					105,20	40	81,5		38					115,60	50	91,5		50					126,30	65	108		66					173,90	80	118		81					226,00	
DN	A						B	C	D	304		316L																																																																																																																																																																																			
		matt	poliert	matt	poliert																																																																																																																																																																																										
10			10	13																																																																																																																																																																																											
15			16	19																																																																																																																																																																																											
20			20	23																																																																																																																																																																																											
25			26	29	27,00	29,30	37,80	40,90																																																																																																																																																																																							
32			32	35	29,20	31,50	38,90	42,80																																																																																																																																																																																							
40			38	41	33,20	36,00	41,10	43,90																																																																																																																																																																																							
50			50	53	37,50	40,50	49,50	53,60																																																																																																																																																																																							
65			66	70	54,80	59,20	71,30	77,10																																																																																																																																																																																							
80			81	85	91,20	98,70	114,30	123,60																																																																																																																																																																																							
100			100	104	135,40	145,90	177,40	191,70																																																																																																																																																																																							
DN	A	B	C	D	304		316L																																																																																																																																																																																								
					matt	poliert	matt	poliert																																																																																																																																																																																							
10	44		10					91,00																																																																																																																																																																																							
15	53		16					95,10																																																																																																																																																																																							
20	58		20					98,30																																																																																																																																																																																							
25	71,5		26					105,20																																																																																																																																																																																							
40	81,5		38					115,60																																																																																																																																																																																							
50	91,5		50					126,30																																																																																																																																																																																							
65	108		66					173,90																																																																																																																																																																																							
80	118		81					226,00																																																																																																																																																																																							
	<p><b>466 Bogen 90° KM-KM</b></p> <p>Preise in € je Einheit</p> <table border="1"> <thead> <tr> <th rowspan="2">DN</th> <th rowspan="2">A</th> <th rowspan="2">B</th> <th rowspan="2">C</th> <th rowspan="2">D</th> <th colspan="2">304</th> <th colspan="2">316L</th> </tr> <tr> <th>matt</th> <th>poliert</th> <th>matt</th> <th>poliert</th> </tr> </thead> <tbody> <tr><td>10</td><td>39</td><td></td><td>10</td><td></td><td>64,80</td><td>84,10</td><td></td><td></td></tr> <tr><td>15</td><td>48</td><td></td><td>16</td><td></td><td>74,60</td><td>97,20</td><td></td><td></td></tr> <tr><td>20</td><td>53</td><td></td><td>20</td><td></td><td>75,90</td><td>99,80</td><td></td><td></td></tr> <tr><td>25</td><td>65</td><td></td><td>26</td><td></td><td>73,60</td><td>96,90</td><td></td><td></td></tr> <tr><td>32</td><td>70</td><td></td><td>32</td><td></td><td>86,30</td><td>111,70</td><td></td><td></td></tr> <tr><td>40</td><td>75</td><td></td><td>38</td><td></td><td>91,70</td><td>119,20</td><td></td><td></td></tr> <tr><td>50</td><td>86</td><td></td><td>50</td><td></td><td>106,80</td><td>138,80</td><td></td><td></td></tr> <tr><td>65</td><td>97</td><td></td><td>66</td><td></td><td>135,00</td><td>197,10</td><td></td><td></td></tr> <tr><td>80</td><td>107</td><td></td><td>81</td><td></td><td>234,90</td><td>304,80</td><td></td><td></td></tr> <tr><td>100</td><td>120</td><td></td><td>100</td><td></td><td>344,30</td><td>447,20</td><td></td><td></td></tr> <tr><td>125</td><td>221,5</td><td></td><td>125</td><td></td><td></td><td></td><td></td><td></td></tr> <tr><td>150</td><td>262</td><td></td><td>150</td><td></td><td></td><td></td><td></td><td></td></tr> </tbody> </table>	DN	A	B	C	D	304		316L		matt	poliert	matt	poliert	10	39		10		64,80	84,10			15	48		16		74,60	97,20			20	53		20		75,90	99,80			25	65		26		73,60	96,90			32	70		32		86,30	111,70			40	75		38		91,70	119,20			50	86		50		106,80	138,80			65	97		66		135,00	197,10			80	107		81		234,90	304,80			100	120		100		344,30	447,20			125	221,5		125						150	262		150						<p><b>444 z Bogen 90° TC-TC</b> Zoll</p> <p>Preise in € je Einheit</p> <table border="1"> <thead> <tr> <th rowspan="2">DN</th> <th rowspan="2">A</th> <th rowspan="2">B</th> <th rowspan="2">C</th> <th rowspan="2">D</th> <th colspan="2">304</th> <th colspan="2">316L</th> </tr> <tr> <th>matt</th> <th>poliert</th> <th>matt</th> <th>poliert</th> </tr> </thead> <tbody> <tr><td>1"</td><td>72,5</td><td></td><td>22,9</td><td></td><td></td><td></td><td></td><td>130,60</td></tr> <tr><td>1 1/2"</td><td>81,5</td><td></td><td>35,1</td><td></td><td></td><td></td><td></td><td>138,30</td></tr> <tr><td>2"</td><td>89</td><td></td><td>47,8</td><td></td><td></td><td></td><td></td><td>152,30</td></tr> <tr><td>2 1/2"</td><td>110,5</td><td></td><td>60,5</td><td></td><td></td><td></td><td></td><td>203,10</td></tr> <tr><td>3"</td><td>113</td><td></td><td>72,1</td><td></td><td></td><td></td><td></td><td>263,90</td></tr> <tr><td>4"</td><td>161,5</td><td></td><td>97,6</td><td></td><td></td><td></td><td></td><td>342,00</td></tr> </tbody> </table> 	DN	A	B	C	D	304		316L		matt	poliert	matt	poliert	1"	72,5		22,9					130,60	1 1/2"	81,5		35,1					138,30	2"	89		47,8					152,30	2 1/2"	110,5		60,5					203,10	3"	113		72,1					263,90	4"	161,5		97,6					342,00	
DN	A						B	C	D	304		316L																																																																																																																																																																																			
		matt	poliert	matt	poliert																																																																																																																																																																																										
10	39		10		64,80	84,10																																																																																																																																																																																									
15	48		16		74,60	97,20																																																																																																																																																																																									
20	53		20		75,90	99,80																																																																																																																																																																																									
25	65		26		73,60	96,90																																																																																																																																																																																									
32	70		32		86,30	111,70																																																																																																																																																																																									
40	75		38		91,70	119,20																																																																																																																																																																																									
50	86		50		106,80	138,80																																																																																																																																																																																									
65	97		66		135,00	197,10																																																																																																																																																																																									
80	107		81		234,90	304,80																																																																																																																																																																																									
100	120		100		344,30	447,20																																																																																																																																																																																									
125	221,5		125																																																																																																																																																																																												
150	262		150																																																																																																																																																																																												
DN	A	B	C	D	304		316L																																																																																																																																																																																								
					matt	poliert	matt	poliert																																																																																																																																																																																							
1"	72,5		22,9					130,60																																																																																																																																																																																							
1 1/2"	81,5		35,1					138,30																																																																																																																																																																																							
2"	89		47,8					152,30																																																																																																																																																																																							
2 1/2"	110,5		60,5					203,10																																																																																																																																																																																							
3"	113		72,1					263,90																																																																																																																																																																																							
4"	161,5		97,6					342,00																																																																																																																																																																																							
	<p><b>466 a Bogen 45° KM-KM</b></p> <p>Preise in € je Einheit</p> <table border="1"> <thead> <tr> <th rowspan="2">DN</th> <th rowspan="2">A</th> <th rowspan="2">B</th> <th rowspan="2">C</th> <th rowspan="2">D</th> <th colspan="2">304</th> <th colspan="2">316L</th> </tr> <tr> <th>matt</th> <th>poliert</th> <th>matt</th> <th>poliert</th> </tr> </thead> <tbody> <tr><td>10</td><td></td><td></td><td>10</td><td></td><td></td><td></td><td></td><td></td></tr> <tr><td>15</td><td></td><td></td><td>16</td><td></td><td></td><td></td><td></td><td></td></tr> <tr><td>20</td><td></td><td></td><td>20</td><td></td><td></td><td></td><td></td><td></td></tr> <tr><td>25</td><td></td><td></td><td>26</td><td></td><td>73,60</td><td>96,90</td><td></td><td></td></tr> <tr><td>32</td><td></td><td></td><td>32</td><td></td><td>86,30</td><td>111,70</td><td></td><td></td></tr> <tr><td>40</td><td></td><td></td><td>38</td><td></td><td>91,70</td><td>118,50</td><td></td><td></td></tr> <tr><td>50</td><td></td><td></td><td>50</td><td></td><td>106,80</td><td>138,80</td><td></td><td></td></tr> <tr><td>65</td><td></td><td></td><td>66</td><td></td><td>135,00</td><td>197,10</td><td></td><td></td></tr> <tr><td>80</td><td></td><td></td><td>81</td><td></td><td>234,90</td><td>304,80</td><td></td><td></td></tr> <tr><td>100</td><td></td><td></td><td>100</td><td></td><td>344,30</td><td>447,20</td><td></td><td></td></tr> </tbody> </table>	DN	A	B	C	D	304		316L		matt	poliert	matt	poliert	10			10						15			16						20			20						25			26		73,60	96,90			32			32		86,30	111,70			40			38		91,70	118,50			50			50		106,80	138,80			65			66		135,00	197,10			80			81		234,90	304,80			100			100		344,30	447,20			<p><b>433 z Bogen 90°</b> SMS</p> <p>Preise in DM je Einheit</p> <table border="1"> <thead> <tr> <th rowspan="2">DN</th> <th rowspan="2">A</th> <th rowspan="2">B</th> <th rowspan="2">C</th> <th rowspan="2">D</th> <th colspan="2">304</th> <th colspan="2">316L</th> </tr> <tr> <th>matt</th> <th>poliert</th> <th>matt</th> <th>poliert</th> </tr> </thead> <tbody> <tr><td>25</td><td>80</td><td>51</td><td>22,5</td><td>25</td><td></td><td></td><td></td><td></td></tr> <tr><td>38</td><td>105</td><td>76</td><td>35,5</td><td>38</td><td></td><td></td><td></td><td></td></tr> <tr><td>51</td><td>130</td><td>102</td><td>48,5</td><td>51</td><td></td><td></td><td></td><td></td></tr> <tr><td>63,5</td><td>160</td><td>127</td><td>60,5</td><td>63,5</td><td></td><td></td><td></td><td></td></tr> <tr><td>76</td><td>190</td><td>140</td><td>72</td><td>76</td><td></td><td></td><td></td><td></td></tr> <tr><td>101,6</td><td>200</td><td>152,4</td><td>97,6</td><td>101,6</td><td></td><td></td><td></td><td></td></tr> </tbody> </table>  <p style="text-align: right;">auf Anfrage</p>	DN	A	B	C	D	304		316L		matt	poliert	matt	poliert	25	80	51	22,5	25					38	105	76	35,5	38					51	130	102	48,5	51					63,5	160	127	60,5	63,5					76	190	140	72	76					101,6	200	152,4	97,6	101,6																							
DN	A						B	C	D	304		316L																																																																																																																																																																																			
		matt	poliert	matt	poliert																																																																																																																																																																																										
10			10																																																																																																																																																																																												
15			16																																																																																																																																																																																												
20			20																																																																																																																																																																																												
25			26		73,60	96,90																																																																																																																																																																																									
32			32		86,30	111,70																																																																																																																																																																																									
40			38		91,70	118,50																																																																																																																																																																																									
50			50		106,80	138,80																																																																																																																																																																																									
65			66		135,00	197,10																																																																																																																																																																																									
80			81		234,90	304,80																																																																																																																																																																																									
100			100		344,30	447,20																																																																																																																																																																																									
DN	A	B	C	D	304		316L																																																																																																																																																																																								
					matt	poliert	matt	poliert																																																																																																																																																																																							
25	80	51	22,5	25																																																																																																																																																																																											
38	105	76	35,5	38																																																																																																																																																																																											
51	130	102	48,5	51																																																																																																																																																																																											
63,5	160	127	60,5	63,5																																																																																																																																																																																											
76	190	140	72	76																																																																																																																																																																																											
101,6	200	152,4	97,6	101,6																																																																																																																																																																																											

	<p><b>477 Reduzierbogen 90° G-KM</b></p> <p>Preise in € je Einheit</p> <table border="1"> <thead> <tr> <th>DN</th> <th>A</th> <th>B</th> <th>C</th> <th>D</th> <th>E</th> <th>304</th> <th>316L</th> </tr> </thead> <tbody> <tr><td>25/10</td><td>55</td><td>39</td><td>10</td><td>26</td><td></td><td></td><td></td></tr> <tr><td>25/15</td><td>64</td><td>48</td><td>16</td><td>26</td><td></td><td></td><td></td></tr> <tr><td>25/20</td><td>67</td><td>53</td><td>20</td><td>26</td><td></td><td></td><td></td></tr> <tr><td>32/10</td><td>55</td><td>39</td><td>10</td><td>32</td><td></td><td></td><td></td></tr> <tr><td>32/15</td><td>64</td><td>48</td><td>16</td><td>32</td><td></td><td></td><td></td></tr> <tr><td>32/20</td><td>69</td><td>53</td><td>20</td><td>32</td><td></td><td></td><td></td></tr> <tr><td>32/25</td><td>81</td><td>65</td><td>26</td><td>32</td><td></td><td>105,30</td><td></td></tr> <tr><td>40/15</td><td>55</td><td>48</td><td>16</td><td>38</td><td></td><td></td><td></td></tr> <tr><td>40/20</td><td>69</td><td>53</td><td>20</td><td>38</td><td></td><td></td><td></td></tr> <tr><td>40/25</td><td>78</td><td>65</td><td>26</td><td>38</td><td></td><td>116,40</td><td></td></tr> <tr><td>40/32</td><td>87</td><td>70</td><td>32</td><td>38</td><td></td><td>125,40</td><td></td></tr> <tr><td>50/20</td><td>69</td><td>53</td><td>20</td><td>50</td><td></td><td></td><td></td></tr> <tr><td>50/25</td><td>76</td><td>65</td><td>26</td><td>50</td><td></td><td></td><td></td></tr> <tr><td>50/32</td><td>84</td><td>70</td><td>32</td><td>50</td><td></td><td>138,30</td><td></td></tr> <tr><td>50/40</td><td>93</td><td>75</td><td>38</td><td>50</td><td></td><td>135,90</td><td></td></tr> <tr><td>65/25</td><td>84</td><td>65</td><td>26</td><td>66</td><td></td><td></td><td></td></tr> <tr><td>65/32</td><td>94</td><td>70</td><td>32</td><td>66</td><td></td><td></td><td></td></tr> <tr><td>65/40</td><td>99</td><td>75</td><td>38</td><td>66</td><td></td><td></td><td></td></tr> <tr><td>65/50</td><td>108</td><td>86</td><td>50</td><td>66</td><td></td><td>174,30</td><td></td></tr> <tr><td>80/32</td><td>96</td><td>70</td><td>32</td><td>81</td><td></td><td></td><td></td></tr> <tr><td>80/40</td><td>103</td><td>75</td><td>38</td><td>81</td><td></td><td></td><td></td></tr> <tr><td>80/50</td><td>115</td><td>86</td><td>50</td><td>81</td><td></td><td>256,20</td><td></td></tr> <tr><td>80/65</td><td>123</td><td>97</td><td>66</td><td>81</td><td></td><td>263,90</td><td></td></tr> <tr><td>100/50</td><td>119</td><td>86</td><td>50</td><td>100</td><td></td><td></td><td></td></tr> <tr><td>100/65</td><td>129</td><td>97</td><td>66</td><td>100</td><td></td><td>354,00</td><td></td></tr> <tr><td>100/80</td><td>141</td><td>107</td><td>81</td><td>100</td><td></td><td>339,20</td><td></td></tr> </tbody> </table> <p>auf Anfrage</p>	DN	A	B	C	D	E	304	316L	25/10	55	39	10	26				25/15	64	48	16	26				25/20	67	53	20	26				32/10	55	39	10	32				32/15	64	48	16	32				32/20	69	53	20	32				32/25	81	65	26	32		105,30		40/15	55	48	16	38				40/20	69	53	20	38				40/25	78	65	26	38		116,40		40/32	87	70	32	38		125,40		50/20	69	53	20	50				50/25	76	65	26	50				50/32	84	70	32	50		138,30		50/40	93	75	38	50		135,90		65/25	84	65	26	66				65/32	94	70	32	66				65/40	99	75	38	66				65/50	108	86	50	66		174,30		80/32	96	70	32	81				80/40	103	75	38	81				80/50	115	86	50	81		256,20		80/65	123	97	66	81		263,90		100/50	119	86	50	100				100/65	129	97	66	100		354,00		100/80	141	107	81	100		339,20			<p><b>482 Reduzierbogen 90° KM-G</b></p> <p>Preise in € je Einheit</p> <table border="1"> <thead> <tr> <th>DN</th> <th>A</th> <th>B</th> <th>C</th> <th>D</th> <th>E</th> <th>304</th> <th>316L</th> </tr> </thead> <tbody> <tr><td>25/10</td><td>48</td><td>43</td><td>10</td><td>26</td><td></td><td></td><td></td></tr> <tr><td>25/15</td><td>57</td><td>52</td><td>16</td><td>26</td><td></td><td></td><td></td></tr> <tr><td>25/20</td><td>60</td><td>59</td><td>20</td><td>26</td><td></td><td></td><td></td></tr> <tr><td>32/10</td><td>51</td><td>43</td><td>10</td><td>32</td><td></td><td></td><td></td></tr> <tr><td>32/15</td><td>58</td><td>52</td><td>16</td><td>32</td><td></td><td></td><td></td></tr> <tr><td>32/20</td><td>63</td><td>59</td><td>20</td><td>32</td><td></td><td></td><td></td></tr> <tr><td>32/25</td><td>74</td><td>72</td><td>26</td><td>32</td><td></td><td>103,40</td><td></td></tr> <tr><td>40/15</td><td>60</td><td>52</td><td>16</td><td>38</td><td></td><td></td><td></td></tr> <tr><td>40/20</td><td>65</td><td>59</td><td>20</td><td>38</td><td></td><td></td><td></td></tr> <tr><td>40/25</td><td>74</td><td>72</td><td>26</td><td>38</td><td></td><td>105,90</td><td></td></tr> <tr><td>40/32</td><td>79</td><td>77</td><td>32</td><td>38</td><td></td><td>107,40</td><td></td></tr> <tr><td>50/25</td><td>78</td><td>72</td><td>26</td><td>50</td><td></td><td></td><td></td></tr> <tr><td>50/32</td><td>78</td><td>77</td><td>32</td><td>50</td><td></td><td>128,90</td><td></td></tr> <tr><td>50/40</td><td>86</td><td>82</td><td>38</td><td>50</td><td></td><td>131,10</td><td></td></tr> <tr><td>65/25</td><td>82</td><td>72</td><td>26</td><td>66</td><td></td><td></td><td></td></tr> <tr><td>65/32</td><td>87</td><td>77</td><td>32</td><td>66</td><td></td><td></td><td></td></tr> <tr><td>65/40</td><td>86</td><td>82</td><td>38</td><td>66</td><td></td><td></td><td></td></tr> <tr><td>65/50</td><td>100</td><td>93</td><td>50</td><td>66</td><td></td><td>168,30</td><td></td></tr> <tr><td>80/32</td><td>90</td><td>77</td><td>32</td><td>81</td><td></td><td></td><td></td></tr> <tr><td>80/40</td><td>96</td><td>82</td><td>38</td><td>81</td><td></td><td></td><td></td></tr> <tr><td>80/50</td><td>100</td><td>93</td><td>50</td><td>81</td><td></td><td>237,00</td><td></td></tr> <tr><td>80/65</td><td>115</td><td>105</td><td>66</td><td>81</td><td></td><td>259,70</td><td></td></tr> <tr><td>100/50</td><td>110</td><td>93</td><td>50</td><td>100</td><td></td><td></td><td></td></tr> <tr><td>100/65</td><td>120</td><td>105</td><td>66</td><td>100</td><td></td><td>357,20</td><td></td></tr> <tr><td>100/80</td><td>132</td><td>115</td><td>81</td><td>100</td><td></td><td>340,50</td><td></td></tr> </tbody> </table> <p>auf Anfrage</p>	DN	A	B	C	D	E	304	316L	25/10	48	43	10	26				25/15	57	52	16	26				25/20	60	59	20	26				32/10	51	43	10	32				32/15	58	52	16	32				32/20	63	59	20	32				32/25	74	72	26	32		103,40		40/15	60	52	16	38				40/20	65	59	20	38				40/25	74	72	26	38		105,90		40/32	79	77	32	38		107,40		50/25	78	72	26	50				50/32	78	77	32	50		128,90		50/40	86	82	38	50		131,10		65/25	82	72	26	66				65/32	87	77	32	66				65/40	86	82	38	66				65/50	100	93	50	66		168,30		80/32	90	77	32	81				80/40	96	82	38	81				80/50	100	93	50	81		237,00		80/65	115	105	66	81		259,70		100/50	110	93	50	100				100/65	120	105	66	100		357,20		100/80	132	115	81	100		340,50	
DN	A	B	C	D	E	304	316L																																																																																																																																																																																																																																																																																																																																																																																																																																				
25/10	55	39	10	26																																																																																																																																																																																																																																																																																																																																																																																																																																							
25/15	64	48	16	26																																																																																																																																																																																																																																																																																																																																																																																																																																							
25/20	67	53	20	26																																																																																																																																																																																																																																																																																																																																																																																																																																							
32/10	55	39	10	32																																																																																																																																																																																																																																																																																																																																																																																																																																							
32/15	64	48	16	32																																																																																																																																																																																																																																																																																																																																																																																																																																							
32/20	69	53	20	32																																																																																																																																																																																																																																																																																																																																																																																																																																							
32/25	81	65	26	32		105,30																																																																																																																																																																																																																																																																																																																																																																																																																																					
40/15	55	48	16	38																																																																																																																																																																																																																																																																																																																																																																																																																																							
40/20	69	53	20	38																																																																																																																																																																																																																																																																																																																																																																																																																																							
40/25	78	65	26	38		116,40																																																																																																																																																																																																																																																																																																																																																																																																																																					
40/32	87	70	32	38		125,40																																																																																																																																																																																																																																																																																																																																																																																																																																					
50/20	69	53	20	50																																																																																																																																																																																																																																																																																																																																																																																																																																							
50/25	76	65	26	50																																																																																																																																																																																																																																																																																																																																																																																																																																							
50/32	84	70	32	50		138,30																																																																																																																																																																																																																																																																																																																																																																																																																																					
50/40	93	75	38	50		135,90																																																																																																																																																																																																																																																																																																																																																																																																																																					
65/25	84	65	26	66																																																																																																																																																																																																																																																																																																																																																																																																																																							
65/32	94	70	32	66																																																																																																																																																																																																																																																																																																																																																																																																																																							
65/40	99	75	38	66																																																																																																																																																																																																																																																																																																																																																																																																																																							
65/50	108	86	50	66		174,30																																																																																																																																																																																																																																																																																																																																																																																																																																					
80/32	96	70	32	81																																																																																																																																																																																																																																																																																																																																																																																																																																							
80/40	103	75	38	81																																																																																																																																																																																																																																																																																																																																																																																																																																							
80/50	115	86	50	81		256,20																																																																																																																																																																																																																																																																																																																																																																																																																																					
80/65	123	97	66	81		263,90																																																																																																																																																																																																																																																																																																																																																																																																																																					
100/50	119	86	50	100																																																																																																																																																																																																																																																																																																																																																																																																																																							
100/65	129	97	66	100		354,00																																																																																																																																																																																																																																																																																																																																																																																																																																					
100/80	141	107	81	100		339,20																																																																																																																																																																																																																																																																																																																																																																																																																																					
DN	A	B	C	D	E	304	316L																																																																																																																																																																																																																																																																																																																																																																																																																																				
25/10	48	43	10	26																																																																																																																																																																																																																																																																																																																																																																																																																																							
25/15	57	52	16	26																																																																																																																																																																																																																																																																																																																																																																																																																																							
25/20	60	59	20	26																																																																																																																																																																																																																																																																																																																																																																																																																																							
32/10	51	43	10	32																																																																																																																																																																																																																																																																																																																																																																																																																																							
32/15	58	52	16	32																																																																																																																																																																																																																																																																																																																																																																																																																																							
32/20	63	59	20	32																																																																																																																																																																																																																																																																																																																																																																																																																																							
32/25	74	72	26	32		103,40																																																																																																																																																																																																																																																																																																																																																																																																																																					
40/15	60	52	16	38																																																																																																																																																																																																																																																																																																																																																																																																																																							
40/20	65	59	20	38																																																																																																																																																																																																																																																																																																																																																																																																																																							
40/25	74	72	26	38		105,90																																																																																																																																																																																																																																																																																																																																																																																																																																					
40/32	79	77	32	38		107,40																																																																																																																																																																																																																																																																																																																																																																																																																																					
50/25	78	72	26	50																																																																																																																																																																																																																																																																																																																																																																																																																																							
50/32	78	77	32	50		128,90																																																																																																																																																																																																																																																																																																																																																																																																																																					
50/40	86	82	38	50		131,10																																																																																																																																																																																																																																																																																																																																																																																																																																					
65/25	82	72	26	66																																																																																																																																																																																																																																																																																																																																																																																																																																							
65/32	87	77	32	66																																																																																																																																																																																																																																																																																																																																																																																																																																							
65/40	86	82	38	66																																																																																																																																																																																																																																																																																																																																																																																																																																							
65/50	100	93	50	66		168,30																																																																																																																																																																																																																																																																																																																																																																																																																																					
80/32	90	77	32	81																																																																																																																																																																																																																																																																																																																																																																																																																																							
80/40	96	82	38	81																																																																																																																																																																																																																																																																																																																																																																																																																																							
80/50	100	93	50	81		237,00																																																																																																																																																																																																																																																																																																																																																																																																																																					
80/65	115	105	66	81		259,70																																																																																																																																																																																																																																																																																																																																																																																																																																					
100/50	110	93	50	100																																																																																																																																																																																																																																																																																																																																																																																																																																							
100/65	120	105	66	100		357,20																																																																																																																																																																																																																																																																																																																																																																																																																																					
100/80	132	115	81	100		340,50																																																																																																																																																																																																																																																																																																																																																																																																																																					
	<p><b>478 Reduzierbogen 90° KM-KM</b></p> <p>Preise in € je Einheit</p> <table border="1"> <thead> <tr> <th>DN</th> <th>A</th> <th>B</th> <th>C</th> <th>D</th> <th>E</th> <th>304</th> <th>316L</th> </tr> </thead> <tbody> <tr><td>25/10</td><td>48</td><td>39</td><td>10</td><td>26</td><td></td><td></td><td></td></tr> <tr><td>25/15</td><td>57</td><td>48</td><td>16</td><td>26</td><td></td><td></td><td></td></tr> <tr><td>25/20</td><td>60</td><td>53</td><td>20</td><td>26</td><td></td><td></td><td></td></tr> <tr><td>32/10</td><td>51</td><td>39</td><td>10</td><td>32</td><td></td><td></td><td></td></tr> <tr><td>32/15</td><td>58</td><td>48</td><td>16</td><td>32</td><td></td><td></td><td></td></tr> <tr><td>32/20</td><td>63</td><td>53</td><td>20</td><td>32</td><td></td><td></td><td></td></tr> <tr><td>32/25</td><td>74</td><td>65</td><td>26</td><td>32</td><td></td><td>119,60</td><td></td></tr> <tr><td>40/15</td><td>60</td><td>48</td><td>16</td><td>38</td><td></td><td></td><td></td></tr> <tr><td>40/20</td><td>65</td><td>53</td><td>20</td><td>38</td><td></td><td></td><td></td></tr> <tr><td>40/25</td><td>74</td><td>65</td><td>26</td><td>38</td><td></td><td>122,90</td><td></td></tr> <tr><td>40/32</td><td>79</td><td>70</td><td>32</td><td>38</td><td></td><td>125,70</td><td></td></tr> <tr><td>50/25</td><td>78</td><td>65</td><td>20</td><td>50</td><td></td><td></td><td></td></tr> <tr><td>50/32</td><td>78</td><td>70</td><td>32</td><td>50</td><td></td><td>140,70</td><td></td></tr> <tr><td>50/40</td><td>86</td><td>75</td><td>38</td><td>50</td><td></td><td>148,10</td><td></td></tr> <tr><td>65/25</td><td>82</td><td>65</td><td>26</td><td>66</td><td></td><td></td><td></td></tr> <tr><td>65/32</td><td>87</td><td>70</td><td>32</td><td>66</td><td></td><td></td><td></td></tr> <tr><td>65/40</td><td>86</td><td>75</td><td>38</td><td>66</td><td></td><td></td><td></td></tr> <tr><td>65/50</td><td>100</td><td>86</td><td>50</td><td>66</td><td></td><td>188,00</td><td></td></tr> <tr><td>80/32</td><td>90</td><td>70</td><td>32</td><td>81</td><td></td><td></td><td></td></tr> <tr><td>80/40</td><td>96</td><td>75</td><td>38</td><td>81</td><td></td><td></td><td></td></tr> <tr><td>80/50</td><td>100</td><td>86</td><td>50</td><td>81</td><td></td><td>259,60</td><td></td></tr> <tr><td>80/65</td><td>115</td><td>97</td><td>66</td><td>81</td><td></td><td>279,90</td><td></td></tr> <tr><td>100/50</td><td>110</td><td>86</td><td>50</td><td>100</td><td></td><td></td><td></td></tr> <tr><td>100/65</td><td>120</td><td>97</td><td>66</td><td>100</td><td></td><td>381,60</td><td></td></tr> <tr><td>100/80</td><td>132</td><td>107</td><td>81</td><td>100</td><td></td><td>345,60</td><td></td></tr> </tbody> </table> <p>auf Anfrage</p>	DN	A	B	C	D	E	304	316L	25/10	48	39	10	26				25/15	57	48	16	26				25/20	60	53	20	26				32/10	51	39	10	32				32/15	58	48	16	32				32/20	63	53	20	32				32/25	74	65	26	32		119,60		40/15	60	48	16	38				40/20	65	53	20	38				40/25	74	65	26	38		122,90		40/32	79	70	32	38		125,70		50/25	78	65	20	50				50/32	78	70	32	50		140,70		50/40	86	75	38	50		148,10		65/25	82	65	26	66				65/32	87	70	32	66				65/40	86	75	38	66				65/50	100	86	50	66		188,00		80/32	90	70	32	81				80/40	96	75	38	81				80/50	100	86	50	81		259,60		80/65	115	97	66	81		279,90		100/50	110	86	50	100				100/65	120	97	66	100		381,60		100/80	132	107	81	100		345,60			<p><b>490 Schenkelbogen 90°</b></p> <p>Preise in DM je Einheit</p> <table border="1"> <thead> <tr> <th>DN</th> <th>A</th> <th>B</th> <th>C</th> <th>D</th> <th>E</th> <th>304</th> <th>316L</th> </tr> </thead> <tbody> <tr><td>10</td><td></td><td></td><td>10</td><td>13</td><td></td><td></td><td></td></tr> <tr><td>15</td><td></td><td></td><td>16</td><td>19</td><td></td><td></td><td></td></tr> <tr><td>20</td><td></td><td></td><td>20</td><td>23</td><td></td><td></td><td></td></tr> <tr><td>25</td><td>nach Kundenwunsch</td><td>nach Kundenwunsch</td><td>26</td><td>29</td><td></td><td></td><td></td></tr> <tr><td>32</td><td></td><td></td><td>32</td><td>35</td><td></td><td></td><td></td></tr> <tr><td>40</td><td></td><td></td><td>38</td><td>41</td><td></td><td></td><td></td></tr> <tr><td>50</td><td></td><td></td><td>50</td><td>53</td><td></td><td></td><td></td></tr> <tr><td>65</td><td></td><td></td><td>66</td><td>70</td><td></td><td></td><td></td></tr> <tr><td>80</td><td></td><td></td><td>81</td><td>85</td><td></td><td></td><td></td></tr> <tr><td>100</td><td></td><td></td><td>100</td><td>104</td><td></td><td></td><td></td></tr> <tr><td>125</td><td></td><td></td><td>125</td><td>129</td><td></td><td></td><td></td></tr> <tr><td>150</td><td></td><td></td><td>150</td><td>154</td><td></td><td></td><td></td></tr> </tbody> </table> <p>auf Anfrage</p>	DN	A	B	C	D	E	304	316L	10			10	13				15			16	19				20			20	23				25	nach Kundenwunsch	nach Kundenwunsch	26	29				32			32	35				40			38	41				50			50	53				65			66	70				80			81	85				100			100	104				125			125	129				150			150	154																																																																																																																			
DN	A	B	C	D	E	304	316L																																																																																																																																																																																																																																																																																																																																																																																																																																				
25/10	48	39	10	26																																																																																																																																																																																																																																																																																																																																																																																																																																							
25/15	57	48	16	26																																																																																																																																																																																																																																																																																																																																																																																																																																							
25/20	60	53	20	26																																																																																																																																																																																																																																																																																																																																																																																																																																							
32/10	51	39	10	32																																																																																																																																																																																																																																																																																																																																																																																																																																							
32/15	58	48	16	32																																																																																																																																																																																																																																																																																																																																																																																																																																							
32/20	63	53	20	32																																																																																																																																																																																																																																																																																																																																																																																																																																							
32/25	74	65	26	32		119,60																																																																																																																																																																																																																																																																																																																																																																																																																																					
40/15	60	48	16	38																																																																																																																																																																																																																																																																																																																																																																																																																																							
40/20	65	53	20	38																																																																																																																																																																																																																																																																																																																																																																																																																																							
40/25	74	65	26	38		122,90																																																																																																																																																																																																																																																																																																																																																																																																																																					
40/32	79	70	32	38		125,70																																																																																																																																																																																																																																																																																																																																																																																																																																					
50/25	78	65	20	50																																																																																																																																																																																																																																																																																																																																																																																																																																							
50/32	78	70	32	50		140,70																																																																																																																																																																																																																																																																																																																																																																																																																																					
50/40	86	75	38	50		148,10																																																																																																																																																																																																																																																																																																																																																																																																																																					
65/25	82	65	26	66																																																																																																																																																																																																																																																																																																																																																																																																																																							
65/32	87	70	32	66																																																																																																																																																																																																																																																																																																																																																																																																																																							
65/40	86	75	38	66																																																																																																																																																																																																																																																																																																																																																																																																																																							
65/50	100	86	50	66		188,00																																																																																																																																																																																																																																																																																																																																																																																																																																					
80/32	90	70	32	81																																																																																																																																																																																																																																																																																																																																																																																																																																							
80/40	96	75	38	81																																																																																																																																																																																																																																																																																																																																																																																																																																							
80/50	100	86	50	81		259,60																																																																																																																																																																																																																																																																																																																																																																																																																																					
80/65	115	97	66	81		279,90																																																																																																																																																																																																																																																																																																																																																																																																																																					
100/50	110	86	50	100																																																																																																																																																																																																																																																																																																																																																																																																																																							
100/65	120	97	66	100		381,60																																																																																																																																																																																																																																																																																																																																																																																																																																					
100/80	132	107	81	100		345,60																																																																																																																																																																																																																																																																																																																																																																																																																																					
DN	A	B	C	D	E	304	316L																																																																																																																																																																																																																																																																																																																																																																																																																																				
10			10	13																																																																																																																																																																																																																																																																																																																																																																																																																																							
15			16	19																																																																																																																																																																																																																																																																																																																																																																																																																																							
20			20	23																																																																																																																																																																																																																																																																																																																																																																																																																																							
25	nach Kundenwunsch	nach Kundenwunsch	26	29																																																																																																																																																																																																																																																																																																																																																																																																																																							
32			32	35																																																																																																																																																																																																																																																																																																																																																																																																																																							
40			38	41																																																																																																																																																																																																																																																																																																																																																																																																																																							
50			50	53																																																																																																																																																																																																																																																																																																																																																																																																																																							
65			66	70																																																																																																																																																																																																																																																																																																																																																																																																																																							
80			81	85																																																																																																																																																																																																																																																																																																																																																																																																																																							
100			100	104																																																																																																																																																																																																																																																																																																																																																																																																																																							
125			125	129																																																																																																																																																																																																																																																																																																																																																																																																																																							
150			150	154																																																																																																																																																																																																																																																																																																																																																																																																																																							
	<p><b>479 Reduzierbogen 90° G-G</b></p> <p>Preise in € je Einheit</p> <table border="1"> <thead> <tr> <th>DN</th> <th>A</th> <th>B</th> <th>C</th> <th>D</th> <th>E</th> <th>304</th> <th>316L</th> </tr> </thead> <tbody> <tr><td>25/10</td><td>55</td><td>43</td><td>10</td><td>26</td><td></td><td></td><td></td></tr> <tr><td>25/15</td><td>64</td><td>52</td><td>16</td><td>26</td><td></td><td></td><td></td></tr> <tr><td>25/20</td><td>67</td><td>59</td><td>20</td><td>26</td><td></td><td></td><td></td></tr> <tr><td>32/10</td><td>55</td><td>43</td><td>10</td><td>32</td><td></td><td></td><td></td></tr> <tr><td>32/15</td><td>64</td><td>52</td><td>16</td><td>32</td><td></td><td></td><td></td></tr> <tr><td>32/20</td><td>69</td><td>59</td><td>20</td><td>32</td><td></td><td></td><td></td></tr> <tr><td>32/25</td><td>81</td><td>72</td><td>26</td><td>32</td><td></td><td></td><td></td></tr> <tr><td>40/15</td><td>55</td><td>52</td><td>16</td><td>38</td><td></td><td>97,60</td><td></td></tr> <tr><td>40/20</td><td>69</td><td>59</td><td>20</td><td>38</td><td></td><td></td><td></td></tr> <tr><td>40/25</td><td>78</td><td>72</td><td>26</td><td>38</td><td></td><td></td><td></td></tr> <tr><td>40/32</td><td>87</td><td>77</td><td>32</td><td>38</td><td></td><td>102,00</td><td></td></tr> <tr><td>50/20</td><td>69</td><td>59</td><td>20</td><td>50</td><td></td><td>104,70</td><td></td></tr> <tr><td>50/25</td><td>76</td><td>72</td><td>26</td><td>50</td><td></td><td></td><td></td></tr> <tr><td>50/32</td><td>84</td><td>77</td><td>32</td><td>50</td><td></td><td>115,90</td><td></td></tr> <tr><td>50/40</td><td>93</td><td>82</td><td>38</td><td>50</td><td></td><td>123,90</td><td></td></tr> <tr><td>65/25</td><td>84</td><td>72</td><td>26</td><td>66</td><td></td><td></td><td></td></tr> <tr><td>65/32</td><td>94</td><td>77</td><td>32</td><td>66</td><td></td><td></td><td></td></tr> <tr><td>65/40</td><td>99</td><td>82</td><td>38</td><td>66</td><td></td><td></td><td></td></tr> <tr><td>65/50</td><td>108</td><td>93</td><td>50</td><td>66</td><td></td><td>135,90</td><td></td></tr> <tr><td>80/32</td><td>96</td><td>77</td><td>32</td><td>81</td><td></td><td></td><td></td></tr> <tr><td>80/40</td><td>103</td><td>82</td><td>38</td><td>81</td><td></td><td></td><td></td></tr> <tr><td>80/50</td><td>115</td><td>93</td><td>50</td><td>81</td><td></td><td>212,80</td><td></td></tr> <tr><td>80/65</td><td>123</td><td>105</td><td>66</td><td>81</td><td></td><td>216,80</td><td></td></tr> <tr><td>100/50</td><td>119</td><td>93</td><td>50</td><td>100</td><td></td><td></td><td></td></tr> <tr><td>100/65</td><td>129</td><td>105</td><td>66</td><td>100</td><td></td><td>338,90</td><td></td></tr> <tr><td>100/80</td><td>141</td><td>115</td><td>81</td><td>100</td><td></td><td>314,90</td><td></td></tr> </tbody> </table> <p>auf Anfrage</p>	DN	A	B	C	D	E	304	316L	25/10	55	43	10	26				25/15	64	52	16	26				25/20	67	59	20	26				32/10	55	43	10	32				32/15	64	52	16	32				32/20	69	59	20	32				32/25	81	72	26	32				40/15	55	52	16	38		97,60		40/20	69	59	20	38				40/25	78	72	26	38				40/32	87	77	32	38		102,00		50/20	69	59	20	50		104,70		50/25	76	72	26	50				50/32	84	77	32	50		115,90		50/40	93	82	38	50		123,90		65/25	84	72	26	66				65/32	94	77	32	66				65/40	99	82	38	66				65/50	108	93	50	66		135,90		80/32	96	77	32	81				80/40	103	82	38	81				80/50	115	93	50	81		212,80		80/65	123	105	66	81		216,80		100/50	119	93	50	100				100/65	129	105	66	100		338,90		100/80	141	115	81	100		314,90			<p><b>491 Reduzierbogen 90°</b></p> <p>DIN</p> <p>Preise in DM je Einheit</p> <table border="1"> <thead> <tr> <th>DN</th> <th>A</th> <th>B</th> <th>C</th> <th>D</th> <th>E</th> <th>304</th> <th>316L</th> </tr> </thead> <tbody> <tr><td>32/25</td><td>50</td><td>50</td><td>26</td><td>32</td><td>2</td><td></td><td></td></tr> <tr><td>40/25</td><td>55</td><td>55</td><td>26</td><td>38</td><td>2</td><td></td><td></td></tr> <tr><td>40/32</td><td>55</td><td>55</td><td>32</td><td>38</td><td>2</td><td></td><td></td></tr> <tr><td>50/32</td><td>60</td><td>60</td><td>32</td><td>50</td><td>2</td><td></td><td></td></tr> <tr><td>50/40</td><td>60</td><td>60</td><td>38</td><td>50</td><td>2</td><td></td><td></td></tr> <tr><td>65/40</td><td>60</td><td>60</td><td>38</td><td>66</td><td>2</td><td></td><td></td></tr> <tr><td>65/50</td><td>70</td><td>70</td><td>50</td><td>66</td><td>2</td><td></td><td></td></tr> <tr><td>80/50</td><td>80</td><td>80</td><td>50</td><td>81</td><td>2</td><td></td><td></td></tr> <tr><td>80/65</td><td>80</td><td>80</td><td>66</td><td>81</td><td>2</td><td></td><td></td></tr> <tr><td>100/65</td><td>90</td><td>90</td><td>66</td><td>100</td><td>2</td><td></td><td></td></tr> <tr><td>100/80</td><td>100</td><td>100</td><td>81</td><td>100</td><td>2</td><td></td><td></td></tr> </tbody> </table> <p>auf Anfrage</p>	DN	A	B	C	D	E	304	316L	32/25	50	50	26	32	2			40/25	55	55	26	38	2			40/32	55	55	32	38	2			50/32	60	60	32	50	2			50/40	60	60	38	50	2			65/40	60	60	38	66	2			65/50	70	70	50	66	2			80/50	80	80	50	81	2			80/65	80	80	66	81	2			100/65	90	90	66	100	2			100/80	100	100	81	100	2																																																																																																																		
DN	A	B	C	D	E	304	316L																																																																																																																																																																																																																																																																																																																																																																																																																																				
25/10	55	43	10	26																																																																																																																																																																																																																																																																																																																																																																																																																																							
25/15	64	52	16	26																																																																																																																																																																																																																																																																																																																																																																																																																																							
25/20	67	59	20	26																																																																																																																																																																																																																																																																																																																																																																																																																																							
32/10	55	43	10	32																																																																																																																																																																																																																																																																																																																																																																																																																																							
32/15	64	52	16	32																																																																																																																																																																																																																																																																																																																																																																																																																																							
32/20	69	59	20	32																																																																																																																																																																																																																																																																																																																																																																																																																																							
32/25	81	72	26	32																																																																																																																																																																																																																																																																																																																																																																																																																																							
40/15	55	52	16	38		97,60																																																																																																																																																																																																																																																																																																																																																																																																																																					
40/20	69	59	20	38																																																																																																																																																																																																																																																																																																																																																																																																																																							
40/25	78	72	26	38																																																																																																																																																																																																																																																																																																																																																																																																																																							
40/32	87	77	32	38		102,00																																																																																																																																																																																																																																																																																																																																																																																																																																					
50/20	69	59	20	50		104,70																																																																																																																																																																																																																																																																																																																																																																																																																																					
50/25	76	72	26	50																																																																																																																																																																																																																																																																																																																																																																																																																																							
50/32	84	77	32	50		115,90																																																																																																																																																																																																																																																																																																																																																																																																																																					
50/40	93	82	38	50		123,90																																																																																																																																																																																																																																																																																																																																																																																																																																					
65/25	84	72	26	66																																																																																																																																																																																																																																																																																																																																																																																																																																							
65/32	94	77	32	66																																																																																																																																																																																																																																																																																																																																																																																																																																							
65/40	99	82	38	66																																																																																																																																																																																																																																																																																																																																																																																																																																							
65/50	108	93	50	66		135,90																																																																																																																																																																																																																																																																																																																																																																																																																																					
80/32	96	77	32	81																																																																																																																																																																																																																																																																																																																																																																																																																																							
80/40	103	82	38	81																																																																																																																																																																																																																																																																																																																																																																																																																																							
80/50	115	93	50	81		212,80																																																																																																																																																																																																																																																																																																																																																																																																																																					
80/65	123	105	66	81		216,80																																																																																																																																																																																																																																																																																																																																																																																																																																					
100/50	119	93	50	100																																																																																																																																																																																																																																																																																																																																																																																																																																							
100/65	129	105	66	100		338,90																																																																																																																																																																																																																																																																																																																																																																																																																																					
100/80	141	115	81	100		314,90																																																																																																																																																																																																																																																																																																																																																																																																																																					
DN	A	B	C	D	E	304	316L																																																																																																																																																																																																																																																																																																																																																																																																																																				
32/25	50	50	26	32	2																																																																																																																																																																																																																																																																																																																																																																																																																																						
40/25	55	55	26	38	2																																																																																																																																																																																																																																																																																																																																																																																																																																						
40/32	55	55	32	38	2																																																																																																																																																																																																																																																																																																																																																																																																																																						
50/32	60	60	32	50	2																																																																																																																																																																																																																																																																																																																																																																																																																																						
50/40	60	60	38	50	2																																																																																																																																																																																																																																																																																																																																																																																																																																						
65/40	60	60	38	66	2																																																																																																																																																																																																																																																																																																																																																																																																																																						
65/50	70	70	50	66	2																																																																																																																																																																																																																																																																																																																																																																																																																																						
80/50	80	80	50	81	2																																																																																																																																																																																																																																																																																																																																																																																																																																						
80/65	80	80	66	81	2																																																																																																																																																																																																																																																																																																																																																																																																																																						
100/65	90	90	66	100	2																																																																																																																																																																																																																																																																																																																																																																																																																																						
100/80	100	100	81	100	2																																																																																																																																																																																																																																																																																																																																																																																																																																						

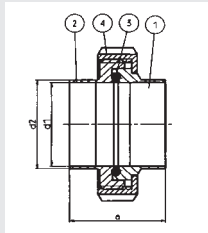








**Aseptik-Verschraubung nach DIN 11864-1 für Rohr nach DIN 11850 Reihe 2, kurze Bauform**



**Werkstoffe:** Stutzen 1.4404 (AISI 316 L)  
 Nutmutter 1.4301 (AISI 304)  
 O-Ring EPDM

**Max. Einsatztemperatur**  
 Flüssigkeiten: 140° C  
 Dampf: 150° C

**Zertifikate**  
 WAZ 3.1.B nach EN 10204  
 FDA-Regulierung 21, CFR 177.2600

DN	a	d1	d2
10	32	10	13
15	32	16	19
20	34	20	23
25	42	26	29
32	48	32	35
40	50	38	41
50	54	50	53
65	62	66	70
80	72	81	85
100	86	100	104

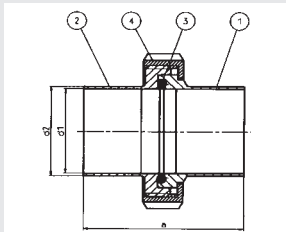
**Bezeichnung nach DIN, z.B.:**  
**Rohrverbindung**  
**DIN 11864-1-A-41 x 1,5-N-1.4404-EPDM**

Technische Änderungen vorbehalten  
 Preise Werkstoff 1.4404 - Preisänderungen vorbehalten

Aseptik-Rohrverschraubung kpl.			1 - Bundstutzen		2 - Gewindestutzen		3 - O-Ring	
DN	Art.-Nr.	€/Stk.	Art.-Nr.	€/Stk.	Art.-Nr.	€/Stk.	Art.-Nr.	€/Stk.
10	AS4212k010-03	<b>33,30</b>	AS4214k010-03	<b>7,90</b>	AS4213k010-03	<b>13,00</b>	080 011,01 13 (12x3,5)	<b>5,70</b>
15	AS4212k015-03	<b>35,70</b>	AS4214k015-03	<b>7,70</b>	AS4213k015-03	<b>13,70</b>	080 018,01 13 (18x3,5)	<b>5,70</b>
20	AS4212k020-03	<b>34,40</b>	AS4214k020-03	<b>7,90</b>	AS4213k020-03	<b>12,60</b>	080 022,01 13 (22x3,5)	<b>5,70</b>
25	AS4212k025-03	<b>36,90</b>	AS4214k025-03	<b>7,60</b>	AS4213k025-03	<b>15,60</b>	080 028,01 13 (28x3,5)	<b>5,70</b>
32	AS4212k032-03	<b>41,10</b>	AS4214k032-03	<b>9,40</b>	AS4213k032-03	<b>17,30</b>	080 034,01 13 (34x5,0)	<b>5,70</b>
40	AS4212k040-03	<b>42,70</b>	AS4214k040-03	<b>10,50</b>	AS4213k040-03	<b>17,50</b>	080 040,01 13 (40x5,0)	<b>5,70</b>
50	AS4212k050-03	<b>48,30</b>	AS4214k050-03	<b>13,20</b>	AS4213k050-03	<b>18,10</b>	080 052,01 13 (52x5,0)	<b>6,20</b>
65	AS4212k065-03	<b>66,30</b>	AS4214k065-03	<b>17,50</b>	AS4213k065-03	<b>25,70</b>	080 068,01 13 (68x5,0)	<b>6,30</b>
80	AS4212k080-03	<b>92,00</b>	AS4214k080-03	<b>23,90</b>	AS4213k080-03	<b>35,40</b>	080 083,01 13 (83x5,0)	<b>6,50</b>
100	AS4212k100-03	<b>125,90</b>	AS4214k100-03	<b>34,70</b>	AS4213k100-03	<b>49,00</b>	080 102,01 13 (102x5,0)	<b>6,90</b>

**Alle Preise sind Netto zuzüglich des am Tage der Lieferung gültigen Teuerungszuschlages.**

**Aseptik-Verschraubung nach DIN 11864-1 für Rohr nach DIN 11850 Reihe 2**



**Werkstoffe:** Stutzen 1.4404 (AISI 316 L)  
 Nutmutter 1.4301 (AISI 304)  
 O-Ring EPDM

**Max. Einsatztemperatur**  
 Flüssigkeiten: 140° C  
 Dampf: 150° C

**Zertifikate**  
 WAZ 3.1.B nach EN 10204  
 FDA-Regulierung 21, CFR 177.2600

DN	a	d1	d2
10	76	10	13
15	76	16	19
20	76	20	23
25	77	26	29
32	88	32	35
40	88	38	41
50	89	50	53
65	113	66	70
80	117	81	85
100	120	100	104

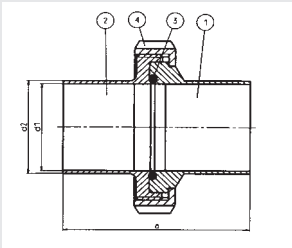
**Bezeichnung nach DIN, z.B.:**  
**Rohrverbindung**  
**DIN 11864-1-A-41 x 1,5-N-1.4404-EPDM**

Technische Änderungen vorbehalten  
 Preise Werkstoff 1.4404 - Preisänderungen vorbehalten

Aseptik-Rohrverschraubung kpl.			1 - Bundstutzen		2 - Gewindestutzen		3 - O-Ring	
DN	Art.-Nr.	€/Stk.	Art.-Nr.	€/Stk.	Art.-Nr.	€/Stk.	Art.-Nr.	€/Stk.
10	AS4212k010-03	<b>37,40</b>	AS4214k010-03	<b>10,00</b>	AS4213k010-03	<b>15,10</b>	080 011,0 1 13 (12x3,5)	<b>5,70</b>
15	AS4212k015-03	<b>39,30</b>	AS4214k015-03	<b>10,00</b>	AS4213k015-03	<b>14,90</b>	080 018,0 1 13 (18x3,5)	<b>5,70</b>
20	AS4212k020-03	<b>41,80</b>	AS4214k020-03	<b>11,30</b>	AS4213k020-03	<b>16,60</b>	080 022,0 1 13 (22x3,5)	<b>5,70</b>
25	AS4212k025-03	<b>44,70</b>	AS4214k025-03	<b>12,30</b>	AS4213k025-03	<b>18,70</b>	080 028,0 1 13 (28x3,5)	<b>5,70</b>
32	AS4212k032-03	<b>48,80</b>	AS4214k032-03	<b>13,90</b>	AS4213k032-03	<b>20,50</b>	080 034,0 1 13 (34x5,0)	<b>5,70</b>
40	AS4212k040-03	<b>54,30</b>	AS4214k040-03	<b>17,30</b>	AS4213k040-03	<b>22,20</b>	080 040,0 1 13 (40x5,0)	<b>5,70</b>
50	AS4212k050-03	<b>65,50</b>	AS4214k050-03	<b>21,30</b>	AS4213k050-03	<b>27,30</b>	080 052,0 1 13 (52x5,0)	<b>6,20</b>
65	AS4212k065-03	<b>98,10</b>	AS4214k065-03	<b>34,00</b>	AS4213k065-03	<b>41,10</b>	080 068,0 1 13 (68x5,0)	<b>6,30</b>
80	AS4212k080-03	<b>128,90</b>	AS4214k080-03	<b>41,90</b>	AS4213k080-03	<b>54,10</b>	080 083,0 1 13 (83x5,0)	<b>6,50</b>
100	AS4212k100-03	<b>171,10</b>	AS4214k100-03	<b>59,10</b>	AS4213k100-03	<b>69,80</b>	080 102,0 1 13 (102x5,0)	<b>6,90</b>

**Alle Preise sind Netto zuzüglich des am Tage der Lieferung gültigen Teuerungszuschlages.**

**Aseptik-Verschraubung nach DIN 11864-1 für Rohr nach DIN 2463 ISO**



**Werkstoffe:** Stutzen 1.4404 (AISI 316 L)  
 Nutmutter 1.4301 (AISI 304)  
 O-Ring EPDM

**Max. Einsatztemperatur**  
 Flüssigkeiten: 140° C  
 Dampf: 150° C

**Zertifikate**  
 WAZ 3.1.B nach EN 10204  
 FDA-Regulierung 21, CFR 177.2600

DN	a	d1	d2
15	78	18,1	21,3
20	78	23,7	26,9
25	88	29,7	33,7
32	88	38,4	42,4
40	90	44,3	48,3
50	114	56,3	60,3
65	117	71,5	76,1
80	122	84,3	88,9

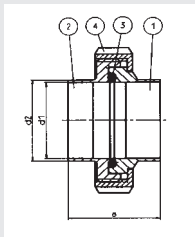
**Bezeichnung nach DIN:**  
**Rohrverbindung**  
**DIN 11864-1-A-41 x 1,5-N-1.4404-EPDM**

Technische Änderungen vorbehalten  
 Preise Werkstoff 1.4404 - Preisänderungen vorbehalten

Aseptik-Verschraubung kpl.			1 - Bundstutzen		2 - Gewindestutzen		3 - O-Ring	
DN	Art.-Nr.	€/Stk.	Art.-Nr.	€/Stk.	Art.-Nr.	€/Stk.	Art.-Nr.	€/Stk.
15	AS4212-015-03i	48,20	AS4214015-03i	15,60	AS4213015-03i	18,60	080 020,0 1 13 (20x3,5)	3,70
20	AS4212-020-03i	51,40	AS4214020-03i	16,70	AS4213020-03i	20,70	080 026,0 1 13 (26x3,5)	3,80
25	AS4212-025-03i	54,60	AS4214025-03i	16,80	AS4213025-03i	22,65	080 032,0 1 13 (32x5)	4,60
32	AS4212-032-03i	59,80	AS4214032-03i	18,50	AS4213032-03i	25,35	080 040,5 1 13 (40,5x5)	4,80
40	AS4212-040-03i	66,80	AS4214040-03i	22,80	AS4213040-03i	31,65	080 046,5 1 13 (46,5x5)	4,90
50	AS4212-050-03i	80,60	AS4214050-03i	28,20	AS4213050-03i	39,00	080 058,5 1 13 (58,5x5)	5,70
65	AS4212-065-03i	119,20	AS4214065-03i	45,20	AS4213065-03i	62,70	080 073,5 1 13 (73,5x5)	5,80
80	AS4212-080-03i	158,40	AS4214080-03i	55,50	AS4213080-03i	77,25	080 086,5 1 13 (86,5x5)	8,80

**Alle Preise sind Netto zuzüglich des am Tage der Lieferung gültigen Teuerungszuschlages.**

**Aseptik-Verschraubung nach DIN 11864-1 für Zoll-Rohr, kurze Bauform**



**Werkstoffe:** Stutzen 1.4404 (AISI 316 L)  
 Nutmutter 1.4301 (AISI 304)  
 O-Ring EPDM

**Max. Einsatztemperatur**  
 Flüssigkeiten: 140° C  
 Dampf: 150° C

**Zertifikate**  
 WAZ 3.1.B nach EN 10204  
 FDA-Regulierung 21, CFR 177.2600

DN	a	d1	d2
25	42	22,2	24,5
40	50	34,8	38
50	54	47,8	51
65	62	60,3	63,5
80	72	72,9	76,1
100	86	97,6	101,6

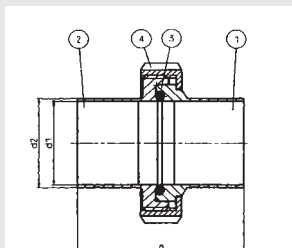
**Bezeichnung nach DIN, z.B.:**  
**Rohrverbindung**  
**DIN 11864-1-A-41 x 1,5-N-1.4404-EPDM**

Technische Änderungen vorbehalten  
 Preise Werkstoff 1.4404 - Preisänderungen vorbehalten

Aseptik-Verschraubung kpl.			1 - Bundstutzen		2 - Gewindestutzen		3 - O-Ring	
DN	Art.-Nr.	€/Stk.	Art.-Nr.	€/Stk.	Art.-Nr.	€/Stk.	Art.-Nr.	€/Stk.
25	AS4212k025-03z	48,60	AS4214k025-03z	11,20	AS4213k025-03z	17,20	080 024,0 1 13 (24x3,5)	5,40
40	AS4212k040-03z	49,80	AS4214k040-03z	13,70	AS4213k040-03z	19,40	080 034,0 1 13 (37x5)	5,40
50	AS4212k050-03z	55,60	AS4214k050-03z	18,60	AS4213k050-03z	23,60	080 050,0 1 13 (50x5)	5,90
65	AS4212k065-03z	74,60	AS4214k065-03z	26,30	AS4213k065-03z	33,95	080 062,0 1 13 (62x5)	6,10
80	AS4212k080-03z	103,60	AS4214k080-03z	37,05	AS4213k080-03z	42,75	080 075,0 1 13 (75x5)	6,10
100	AS4212k100-03z	145,40	AS4214k100-03z	53,00	AS4213k100-03z	63,60	080 100,0 1 13 (83x5)	6,50

**Alle Preise sind Netto zuzüglich des am Tage der Lieferung gültigen Teuerungszuschlages.**

**Aseptik-Verschraubung nach DIN 11864-1 für Zoll-Rohr**



**Werkstoffe:** Stutzen 1.4404 (AISI 316 L)  
 Nutmutter 1.4301 (AISI 304)  
 O-Ring EPDM

**Max. Einsatztemperatur**  
 Flüssigkeiten: 140° C  
 Dampf: 150° C

**Zertifikate**  
 WAZ 3.1.B nach EN 10204  
 FDA-Regulierung 21, CFR 177.2600

DN	a	d1	d2
25	77	22,2	24,5
40	88	34,8	38
50	89	47,8	51
65	115	60,03	63,5
80	117	72,9	76,1
100	119	97,6	101,6

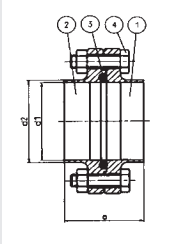
**Bezeichnung nach DIN, z.B.:**  
**Rohrverbindung**  
**DIN 11864-1-A-41 x 1,5-N-1.4404-EPDM**

Technische Änderungen vorbehalten  
 Preise Werkstoff 1.4404 - Preisänderungen vorbehalten

Aseptik-Rohrverschraubung kpl.			1 - Bundstutzen		2 - Gewindestutzen		3 - O-Ring	
DN	Art.-Nr.	€/Stk.	Art.-Nr.	€/Stk.	Art.-Nr.	€/Stk.	Art.-Nr.	€/Stk.
25	AS4212-025-03z	48,00	AS4214-025-03z	12,90	AS4213-025-03z	19,20	080 024,0 1 13 (24x3,5)	5,40
40	AS4212-040-03z	61,20	AS4214-040-03z	15,60	AS4213-040-03z	23,50	080 037,0 1 13 (37x5)	5,40
50	AS4212-050-03z	75,00	AS4214-050-03z	25,90	AS4213-050-03z	28,70	080 050,0 1 13 (50x5)	5,90
65	AS4212-065-03z	109,70	AS4214-065-03z	40,30	AS4213-065-03z	42,00	080 062,0 1 13 (62x5)	6,10
80	AS4212-080-03z	138,00	AS4214-080-03z	52,30	AS4213-080-03z	55,40	080 075,0 1 13 (75x5)	6,10
100	AS4212-100-03z	184,00	AS4214-100-03z	66,60	AS4213-100-03z	70,40	080 100,0 1 13 (100x5)	6,50

**Alle Preise sind Netto zuzüglich des am Tage der Lieferung gültigen Teuerungszuschlages.**

**Aseptik-Flanschverbindung nach DIN 11864-2 für Rohr nach DIN 11850 Reihe 2, kurze Bauform**



**Werkstoffe:**

Bund/Nutflansch: 1.4404 (AISI 316 L)  
O-Ring: EPDM

**Max. Einsatztemperatur**

Flüssigkeiten: 140° C  
Dampf: 150° C

**Zertifikate**

WAZ 3.1.B nach EN 10204  
FDA-Regulierung 21, CFR 177.2600

DN	a	d1	d2	4-Schraube
10	48	10	13	4 x M8x30
15	48	16	19	4 x M8x30
20	48	20	23	4 x M8x30
25	48	26	29	4 x M8x30
32	48	32	35	4 x M8x30
40	48	38	41	4 x M8x30
50	48	50	53	4 x M8x30
65	48	66	70	8 x M8x30
80	52	81	85	8 x M10x35
100	52	100	104	8 x M10x30
125	56	125	129	8 x M10x40
150	56	150	154	8 x M12x50

**Bezeichnung nach DIN:**

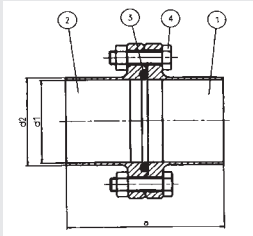
**Rohrverbindung**

**DIN 11864-1-A-41 x 1,5-N-1.4435-EPDM**

Technische Änderungen vorbehalten  
Preise Werkstoff 1.4404 - Preisänderungen vorbehalten

Aseptik-Flanschverbindung kpl.			1 - Bundflansch		2 - Nutflansch		3 - O-Ring	
DN	Art.-Nr.	€/Stk.	Art.-Nr.	€/Stk.	Art.-Nr.	€/Stk.	Art.-Nr.	€/Stk.
10	AS4310k010-03	<b>50,50</b>	AS4308k010-03	<b>22,20</b>	AS4309k010-03	<b>22,40</b>	080 012,0 1 13 (12x3,5)	<b>5,40</b>
15	AS4310k015-03	<b>51,20</b>	AS4308k015-03	<b>22,40</b>	AS4309k015-03	<b>22,80</b>	080 018,0 1 13 (18x3,5)	<b>5,40</b>
20	AS4310k020-03	<b>51,60</b>	AS4308k020-03	<b>22,50</b>	AS4309k020-03	<b>23,80</b>	080 022,0 1 13 (22x3,5)	<b>5,40</b>
25	AS4310k025-03	<b>52,20</b>	AS4308k025-03	<b>22,80</b>	AS4309k025-03	<b>24,40</b>	080 028,0 1 13 (28x3,5)	<b>5,40</b>
32	AS4310k032-03	<b>52,80</b>	AS4308k032-03	<b>23,20</b>	AS4309k032-03	<b>25,10</b>	080 034,0 1 13 (34x5,0)	<b>5,40</b>
40	AS4310k040-03	<b>55,40</b>	AS4308k040-03	<b>24,10</b>	AS4309k040-03	<b>25,60</b>	080 040,0 1 13 (40x5,0)	<b>5,40</b>
50	AS4310k050-03	<b>62,00</b>	AS4308k050-03	<b>27,00</b>	AS4309k050-03	<b>27,80</b>	080 052,0 1 13 (52x5,0)	<b>5,90</b>
65	AS4310k065-03	<b>78,80</b>	AS4308k065-03	<b>35,00</b>	AS4309k065-03	<b>35,60</b>	080 068,0 1 13 (68x5,0)	<b>6,00</b>
80	AS4310k080-03	<b>106,90</b>	AS4308k080-03	<b>50,50</b>	AS4309k080-03	<b>51,80</b>	080 083,0 1 13 (83x5,0)	<b>8,80</b>
100	AS4310k100-03	<b>126,00</b>	AS4308k100-03	<b>59,80</b>	AS4309k100-03	<b>61,50</b>	080 102,0 1 13 (102x5,0)	<b>9,80</b>
125	AS4310k125-03	-	AS4308k125-03	-	AS4309k125-03	-	080 127,0 1 13 (127x5,0)	-
150	AS4310k150-03	-	AS4308k150-03	-	AS4309k150-03	-	080 152,0 1 13 (152x5,0)	-

**Aseptik-Flanschverbindung nach DIN 11864-2 für Rohr nach DIN 11850 Reihe 2**



**Werkstoffe:**

Bund/Nutflansch: 1.4435/1.4404 (AISI 316 L)  
O-Ring: EPDM

**Max. Einsatztemperatur**

Flüssigkeiten: 140° C  
Dampf: 150° C

**Zertifikate**

WAZ 3.1.B nach EN 10204  
FDA-Regulierung 21, CFR 177.2600

DN	a	d1	d2	4-Schraube
10	80	10	13	4 x M8x30
15	80	16	19	4 x M8x30
20	80	20	23	4 x M8x30
25	80	26	29	4 x M8x30
32	90	32	35	4 x M8x30
40	90	38	41	4 x M8x30
50	90	50	53	4 x M8x30
65	108	66	70	8 x M8x30
80	116	81	85	8 x M10x35
100	116	100	104	8 x M10x30
125	120	125	129	8 x M10x40
150	120	150	154	8 x M12x50

**Bezeichnung nach DIN:**

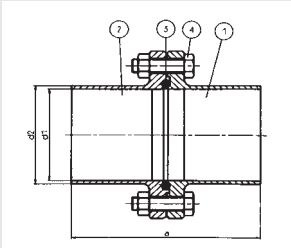
**Rohrverbindung**

**DIN 11864-1-A-41 x 1,5-N-1.4435-EPDM**

Technische Änderungen vorbehalten  
Preise Werkstoff 1.4404 - Preisänderungen vorbehalten

Aseptik-Flanschverbindung kpl.			1 - Bundflansch		2 - Nutflansch		3 - O-Ring	
DN	Art.-Nr.	€/Stk.	Art.-Nr.	€/Stk.	Art.-Nr.	€/Stk.	Art.-Nr.	€/Stk.
10	AS4310-010-03	<b>54,10</b>	AS4308-010-03	<b>23,20</b>	AS4309-010-03	<b>24,50</b>	080 012,0 1 13 (12x3,5)	<b>5,40</b>
15	AS4310-015-03	<b>55,20</b>	AS4308-015-03	<b>23,50</b>	AS4309-015-03	<b>25,20</b>	080 018,0 1 13 (18x3,5)	<b>5,40</b>
20	AS4310-020-03	<b>56,40</b>	AS4308-020-03	<b>24,60</b>	AS4309-020-03	<b>25,80</b>	080 022,0 1 13 (22x3,5)	<b>5,40</b>
25	AS4310-025-03	<b>62,80</b>	AS4308-025-03	<b>27,60</b>	AS4309-025-03	<b>29,20</b>	080 028,0 1 13 (28x3,5)	<b>5,40</b>
32	AS4310-032-03	<b>68,40</b>	AS4308-032-03	<b>31,20</b>	AS4309-032-03	<b>32,60</b>	080 034,0 1 13 (34x5,0)	<b>5,40</b>
40	AS4310-040-03	<b>74,50</b>	AS4308-040-03	<b>33,00</b>	AS4309-040-03	<b>34,50</b>	080 040,0 1 13 (40x5,0)	<b>5,42</b>
50	AS4310-050-03	<b>82,40</b>	AS4308-050-03	<b>37,40</b>	AS4309-050-03	<b>39,20</b>	080 052,0 1 13 (52x5,0)	<b>5,90</b>
65	AS4310-065-03	<b>116,15</b>	AS4308-065-03	<b>55,50</b>	AS4309-065-03	<b>57,60</b>	080 068,0 1 13 (68x5,0)	<b>6,00</b>
80	AS4310-080-03	<b>153,00</b>	AS4308-080-03	<b>73,20</b>	AS4309-080-03	<b>75,60</b>	080 083,0 1 13 (83x5,0)	<b>6,10</b>
100	AS4310-100-03	<b>187,00</b>	AS4308-100-03	<b>90,60</b>	AS4309-100-03	<b>93,40</b>	080 102,0 1 13 (102x5,0)	<b>6,50</b>
125	AS4310-125-03	<b>272,40</b>	AS4308-125-03	-	AS4309-125-03	-	080 127,0 1 13 (127x5,0)	<b>7,20</b>
150	AS4310-150-03	<b>372,60</b>	AS4308-150-03	-	AS4309-150-03	-	080 152,0 1 13 (152x5,0)	<b>9,70</b>

**Aseptik-Flanschverbindung nach DIN 11864-2 für Rohr nach DIN 2463 ISO**



**Werkstoffe:**

Bund/Nutflansch: 1.4435/1.4404 (AISI 316 L)  
O-Ring: EPDM

**Max. Einsatztemperatur**

Flüssigkeiten: 140° C  
Dampf: 150° C

**Zertifikate**

WAZ 3.1.B nach EN 10204  
FDA-Regulierung 21, CFR 177.2600

DN	a	d1	d2	4-Schraube
15	80	18,1	21,3	4 x M8x30
20	80	23,7	26,9	4 x M8x30
25	90	29,7	33,7	4 x M8x30
32	90	38,4	42,4	4 x M8x30
40	90	44,3	48,3	4 x M8x30
50	108	56,3	60,3	8 x M8x30
65	112	71,5	76,1	8 x M10x35
80	116	84,3	88,9	8 x M10x30
100	116	109,1	114,3	8 x M10x40

**Bezeichnung nach DIN, z.B.:**

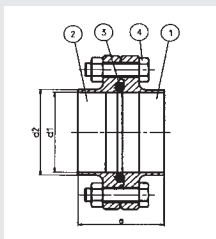
Rohrverbindung  
DIN 11864-1-A-41 x 1,5-N-1.4435-EPDM

Technische Änderungen vorbehalten  
Preise Werkstoff 1.4404 - Preisänderungen vorbehalten

Aseptik-Flanschverbindung kpl.			1 - Bundflansch		2 - Nutflansch		3 - O-Ring	
DN	Art.-Nr.	€/Stk.	Art.-Nr.	€/Stk.	Art.-Nr.	€/Stk.	Art.-Nr.	€/Stk.
15	AS4310-015-03i	63,20	AS4308-015-03i		AS4309-015-03i		080 020,0 1 13 (20x3,5)	5,40
20	AS4310-020-03i	65,40	AS4308-020-03i		AS4309-020-03i		080 026,0 1 13 (26x3,5)	5,40
25	AS4310-025-03i	69,50	AS4308-025-03i		AS4309-025-03i		080 032,0 1 13 (32x3,5)	5,40
32	AS4310-032-03i	75,10	AS4308-032-03i		AS4309-032-03i		080 040,0 1 13 (40,5x5,0)	5,40
40	AS4310-040-03i	79,80	AS4308-040-03i		AS4309-040-03i		080 046,5 1 13 (46,5x5,0)	5,40
50	AS4310-050-03i	88,60	AS4308-050-03i		AS4309-050-03i		080 058,5 1 13 (58,5x5,0)	5,90
65	AS4310-065-03i	129,80	AS4308-065-03i		AS4309-065-03i		080 073,5 1 13 (73,5x5,0)	6,00
80	AS4310-080-03i	174,60	AS4308-080-03i		AS4309-080-03i		080 086,5 1 13 (86,5x5,0)	8,80
100	AS4310-100-03i	218,40	AS4308-100-03i		AS4309-100-03i		080 111,0 1 13 (111x5,0)	9,80

Alle Preise sind Netto zuzüglich des am Tage der Lieferung gültigen Teuerungszuschlages.

**Aseptik-Flanschverbindung nach DIN 11864-2 für Zoll-Rohr, kurze Bauform**



**Werkstoffe:**

Bund/Nutflansch: 1.4404 (AISI 316 L)  
O-Ring: EPDM

**Max. Einsatztemperatur**

Flüssigkeiten: 140° C  
Dampf: 150° C

**Zertifikate**

WAZ 3.1.B nach EN 10204  
FDA-Regulierung 21, CFR 177.2600

DN	a	d1	d2	4-Schraube
25	48	22,2	24,5	4 x M8x30
40	48	34,8	38	4 x M8x30
50	48	47,8	51	4 x M8x30
65	48	60,3	63,5	8 x M8x30
80	48	72,9	76,1	8 x M10x35
100	52	97,6	101,6	8 x M10x30

**Bezeichnung nach DIN, z.B.:**

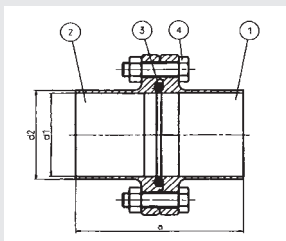
Rohrverbindung  
DIN 11864-1-A-41 x 1,5-N-1.4435-EPDM

Technische Änderungen vorbehalten  
Preise Werkstoff 1.4404 - Preisänderungen vorbehalten

Aseptik-Flanschverbindung kpl.			1 - Bundflansch		2 - Nutflansch		3 - O-Ring	
DN	Art.-Nr.	€/Stk.	Art.-Nr.	€/Stk.	Art.-Nr.	€/Stk.	Art.-Nr.	€/Stk.
1"	AS4310k025-03z	58,25	AS4308k025-03z	25,60	AS4309k025-03z	25,60	080 024,0 1 13 (24x3,5)	5,40
1 1/2"	AS4310k040-03z	65,50	AS4308k040-03z	28,80	AS4309k040-03z	28,80	080 037,0 1 13 (37x5,0)	5,40
2"	AS4310k050-03z	77,70	AS4308k050-03z	34,50	AS4309k050-03z	34,50	080 050,0 1 13 (50x5,0)	5,40
2 1/2"	AS4310k065-03z	93,60	AS4308k065-03z	42,00	AS4309k065-03z	42,00	080 062,0 1 13 (62x5,0)	6,00
3"	AS4310k080-03z	114,30	AS4308k080-03z	51,45	AS4309k080-03z	51,45	080 075,0 1 13 (75x5,0)	8,80
4"	AS4310k100-03z	151,35	AS4308k100-03z	69,60	AS4309k100-03z	69,60	080 100,0 1 13 (100x5,0)	9,80

Alle Preise sind Netto zuzüglich des am Tage der Lieferung gültigen Teuerungszuschlages.

**Aseptik-Flanschverbindung nach DIN 11864-2 für Zoll-Rohr**



**Werkstoffe:**

Bund/Nutflansch: 1.4435/1.4404 (AISI 316 L)  
O-Ring: EPDM

**Max. Einsatztemperatur**

Flüssigkeiten: 140° C  
Dampf: 150° C

**Zertifikate**

WAZ 3.1.B nach EN 10204  
FDA-Regulierung 21, CFR 177.2600

DN	a	d1	d2	4-Schraube
25	80	22,2	24,5	4 x M8x30
40	90	34,8	38	4 x M8x30
50	90	47,8	51	4 x M8x30
65	108	60,3	63,5	8 x M8x30
80	112	72,9	76,1	8 x M10x35
100	116	97,6	101,6	8 x M10x30

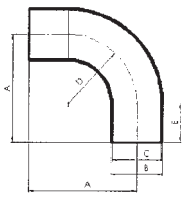

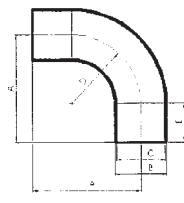
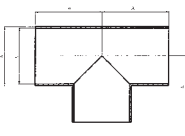
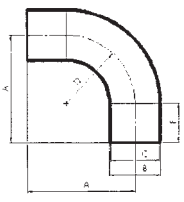
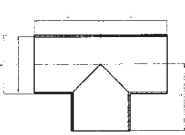
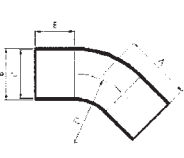
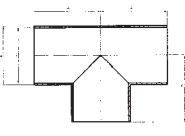
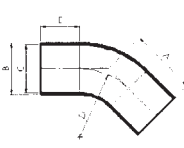
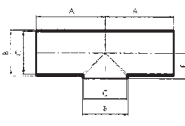
**Bezeichnung nach DIN, z.B.:**

Rohrverbindung  
DIN 11864-1-A-41 x 1,5-N-1.4435-EPDM

Technische Änderungen vorbehalten  
Preise Werkstoff 1.4404 - Preisänderungen vorbehalten

Aseptik-Flanschverbindung kpl.			1 - Bundflansch		2 - Nutflansch		3 - O-Ring	
DN	Art.-Nr.	€/Stk.	Art.-Nr.	€/Stk.	Art.-Nr.	€/Stk.	Art.-Nr.	€/Stk.
1"	AS4310-025-03z		AS4308-025-03z	30,85	AS4309-025-03z	30,85	080 024,0 1 13 (24x3,5)	5,40
1 1/2"	AS4310-040-03z		AS4308-040-03z	42,00	AS4309-040-03z	42,00	080 037,0 1 13 (37x5,0)	5,40
2"	AS4310-050-03z		AS4308-050-03z	42,10	AS4309-050-03z	42,10	080 050,0 1 13 (50x5,0)	5,40
2 1/2"	AS4310-065-03z		AS4308-065-03z	60,00	AS4309-065-03z	60,00	080 062,0 1 13 (62x5,0)	6,00
3"	AS4310-080-03z		AS4308-080-03z	79,00	AS4309-080-03z	79,00	080 075,0 1 13 (75x5,0)	8,80
4"	AS4310-100-03z		AS4308-100-03z	123,00	AS4309-100-03z	123,90	080 100,0 1 13 (100x5,0)	9,80

Alle Preise sind Netto zuzüglich des am Tage der Lieferung gültigen Teuerungszuschlages.

	<p><b>4422 Bogen 90° mit Orbitalschweißende</b> Form BL, Reihe A DIN 11865</p> <p style="text-align: right;">DIN Preise in € je Einheit</p> <table border="1"> <thead> <tr> <th>DN</th> <th>A</th> <th>B</th> <th>C</th> <th>D</th> <th>E</th> <th>Gew.(kg)</th> <th>316L</th> </tr> </thead> <tbody> <tr><td>10</td><td>51,0</td><td>13,0</td><td>10,0</td><td>25,0</td><td>25,0</td><td>0,040</td><td>15,62</td></tr> <tr><td>15</td><td>60,0</td><td>19,0</td><td>16,0</td><td>35,0</td><td>25,0</td><td>0,060</td><td>18,15</td></tr> <tr><td>20</td><td>65,0</td><td>23,0</td><td>20,0</td><td>40,0</td><td>25,0</td><td>0,080</td><td>23,54</td></tr> <tr><td>25</td><td>90,0</td><td>29,0</td><td>26,0</td><td>50,0</td><td>40,0</td><td>0,160</td><td>28,05</td></tr> <tr><td>32</td><td>95,0</td><td>35,0</td><td>32,0</td><td>55,0</td><td>40,0</td><td>0,200</td><td>29,48</td></tr> <tr><td>40</td><td>100,0</td><td>41,0</td><td>38,0</td><td>60,0</td><td>40,0</td><td>0,260</td><td>32,45</td></tr> <tr><td>50</td><td>110,0</td><td>53,0</td><td>50,0</td><td>70,0</td><td>40,0</td><td>0,400</td><td>37,18</td></tr> <tr><td>65</td><td>120,0</td><td>70,0</td><td>66,0</td><td>80,0</td><td>40,0</td><td>0,760</td><td>50,82</td></tr> <tr><td>80</td><td>145,0</td><td>85,0</td><td>81,0</td><td>90,0</td><td>55,0</td><td>1,080</td><td>75,68</td></tr> <tr><td>100</td><td>155,0</td><td>104,0</td><td>100,0</td><td>100,0</td><td>55,0</td><td>1,560</td><td>89,76</td></tr> </tbody> </table>	DN	A	B	C	D	E	Gew.(kg)	316L	10	51,0	13,0	10,0	25,0	25,0	0,040	15,62	15	60,0	19,0	16,0	35,0	25,0	0,060	18,15	20	65,0	23,0	20,0	40,0	25,0	0,080	23,54	25	90,0	29,0	26,0	50,0	40,0	0,160	28,05	32	95,0	35,0	32,0	55,0	40,0	0,200	29,48	40	100,0	41,0	38,0	60,0	40,0	0,260	32,45	50	110,0	53,0	50,0	70,0	40,0	0,400	37,18	65	120,0	70,0	66,0	80,0	40,0	0,760	50,82	80	145,0	85,0	81,0	90,0	55,0	1,080	75,68	100	155,0	104,0	100,0	100,0	55,0	1,560	89,76		<p><b>4411 Bogen 45° mit Orbitalschweißende</b> DIN 11865</p> <p style="text-align: right;">ISO Preise in € je Einheit</p> <table border="1"> <thead> <tr> <th>DN</th> <th>A</th> <th>B</th> <th>C</th> <th>D</th> <th>E</th> <th>Gew.(kg)</th> <th>316L</th> </tr> </thead> <tbody> <tr><td>10</td><td>36,3</td><td>17,2</td><td>14,0</td><td>28,0</td><td>25,0</td><td>0,040</td><td></td></tr> <tr><td>15</td><td>37,4</td><td>21,3</td><td>18,1</td><td>30,0</td><td>25,0</td><td>0,060</td><td></td></tr> <tr><td>20</td><td>51,8</td><td>26,9</td><td>23,7</td><td>28,5</td><td>40,0</td><td>0,120</td><td></td></tr> <tr><td>25</td><td>55,7</td><td>33,7</td><td>29,7</td><td>38,0</td><td>40,0</td><td>0,180</td><td></td></tr> <tr><td>32</td><td>59,7</td><td>42,4</td><td>38,4</td><td>47,5</td><td>40,0</td><td>0,220</td><td></td></tr> <tr><td>40</td><td>63,6</td><td>48,3</td><td>44,3</td><td>57,0</td><td>40,0</td><td>0,300</td><td></td></tr> <tr><td>50</td><td>71,5</td><td>60,3</td><td>56,3</td><td>76,0</td><td>40,0</td><td>0,400</td><td></td></tr> <tr><td>65</td><td>94,4</td><td>76,1</td><td>72,1</td><td>95,0</td><td>55,0</td><td>0,820</td><td></td></tr> <tr><td>80</td><td>102,4</td><td>88,9</td><td>84,3</td><td>114,5</td><td>55,0</td><td>1,140</td><td></td></tr> <tr><td>100</td><td>118,2</td><td>114,3</td><td>109,7</td><td>152,5</td><td>55,0</td><td>1,650</td><td></td></tr> </tbody> </table> <p style="text-align: right;">auf Anfrage</p>	DN	A	B	C	D	E	Gew.(kg)	316L	10	36,3	17,2	14,0	28,0	25,0	0,040		15	37,4	21,3	18,1	30,0	25,0	0,060		20	51,8	26,9	23,7	28,5	40,0	0,120		25	55,7	33,7	29,7	38,0	40,0	0,180		32	59,7	42,4	38,4	47,5	40,0	0,220		40	63,6	48,3	44,3	57,0	40,0	0,300		50	71,5	60,3	56,3	76,0	40,0	0,400		65	94,4	76,1	72,1	95,0	55,0	0,820		80	102,4	88,9	84,3	114,5	55,0	1,140		100	118,2	114,3	109,7	152,5	55,0	1,650	
DN	A	B	C	D	E	Gew.(kg)	316L																																																																																																																																																																												
10	51,0	13,0	10,0	25,0	25,0	0,040	15,62																																																																																																																																																																												
15	60,0	19,0	16,0	35,0	25,0	0,060	18,15																																																																																																																																																																												
20	65,0	23,0	20,0	40,0	25,0	0,080	23,54																																																																																																																																																																												
25	90,0	29,0	26,0	50,0	40,0	0,160	28,05																																																																																																																																																																												
32	95,0	35,0	32,0	55,0	40,0	0,200	29,48																																																																																																																																																																												
40	100,0	41,0	38,0	60,0	40,0	0,260	32,45																																																																																																																																																																												
50	110,0	53,0	50,0	70,0	40,0	0,400	37,18																																																																																																																																																																												
65	120,0	70,0	66,0	80,0	40,0	0,760	50,82																																																																																																																																																																												
80	145,0	85,0	81,0	90,0	55,0	1,080	75,68																																																																																																																																																																												
100	155,0	104,0	100,0	100,0	55,0	1,560	89,76																																																																																																																																																																												
DN	A	B	C	D	E	Gew.(kg)	316L																																																																																																																																																																												
10	36,3	17,2	14,0	28,0	25,0	0,040																																																																																																																																																																													
15	37,4	21,3	18,1	30,0	25,0	0,060																																																																																																																																																																													
20	51,8	26,9	23,7	28,5	40,0	0,120																																																																																																																																																																													
25	55,7	33,7	29,7	38,0	40,0	0,180																																																																																																																																																																													
32	59,7	42,4	38,4	47,5	40,0	0,220																																																																																																																																																																													
40	63,6	48,3	44,3	57,0	40,0	0,300																																																																																																																																																																													
50	71,5	60,3	56,3	76,0	40,0	0,400																																																																																																																																																																													
65	94,4	76,1	72,1	95,0	55,0	0,820																																																																																																																																																																													
80	102,4	88,9	84,3	114,5	55,0	1,140																																																																																																																																																																													
100	118,2	114,3	109,7	152,5	55,0	1,650																																																																																																																																																																													
	<p><b>4422Z Bogen 90° mit Orbitalschweißende</b> DIN 11865</p> <p style="text-align: right;">Zoll Preise in € je Einheit</p> <table border="1"> <thead> <tr> <th>DN</th> <th>A</th> <th>B</th> <th>C</th> <th>D</th> <th>E</th> <th>Gew.(kg)</th> <th>316L</th> </tr> </thead> <tbody> <tr><td>1/2"</td><td>76,2</td><td>12,70</td><td>9,40</td><td>25,4</td><td>50,8</td><td>0,070</td><td></td></tr> <tr><td>3/4"</td><td>76,2</td><td>19,05</td><td>15,75</td><td>25,4</td><td>50,8</td><td>0,100</td><td></td></tr> <tr><td>1"</td><td>76,2</td><td>25,40</td><td>22,10</td><td>38,1</td><td>38,1</td><td>0,140</td><td></td></tr> <tr><td>1 1/2"</td><td>95,3</td><td>38,10</td><td>34,80</td><td>57,2</td><td>38,1</td><td>0,250</td><td></td></tr> <tr><td>2"</td><td>120,7</td><td>50,80</td><td>47,50</td><td>76,2</td><td>44,5</td><td>0,500</td><td></td></tr> <tr><td>2 1/2"</td><td>139,7</td><td>63,50</td><td>60,20</td><td>95,3</td><td>44,4</td><td>0,650</td><td></td></tr> <tr><td>3"</td><td>158,8</td><td>76,20</td><td>72,90</td><td>114,3</td><td>44,5</td><td>0,850</td><td></td></tr> <tr><td>4"</td><td>203,2</td><td>101,60</td><td>97,40</td><td>152,4</td><td>50,8</td><td>1,950</td><td></td></tr> </tbody> </table> <p style="text-align: right;">auf Anfrage</p>	DN	A	B	C	D	E	Gew.(kg)	316L	1/2"	76,2	12,70	9,40	25,4	50,8	0,070		3/4"	76,2	19,05	15,75	25,4	50,8	0,100		1"	76,2	25,40	22,10	38,1	38,1	0,140		1 1/2"	95,3	38,10	34,80	57,2	38,1	0,250		2"	120,7	50,80	47,50	76,2	44,5	0,500		2 1/2"	139,7	63,50	60,20	95,3	44,4	0,650		3"	158,8	76,20	72,90	114,3	44,5	0,850		4"	203,2	101,60	97,40	152,4	50,8	1,950			<p><b>4522 Aseptik T-Stück lang DIN 11865</b></p> <p style="text-align: right;">DIN Preise in € je Einheit</p> <table border="1"> <thead> <tr> <th>DN</th> <th>A</th> <th>B</th> <th>C</th> <th>Gew.(kg)</th> <th>316L</th> </tr> </thead> <tbody> <tr><td>10</td><td>51,0</td><td>35,0</td><td>10,0</td><td>0,060</td><td>51,92</td></tr> <tr><td>15</td><td>60,0</td><td>34,0</td><td>16,0</td><td>0,060</td><td>53,46</td></tr> <tr><td>20</td><td>65,0</td><td>40,0</td><td>20,0</td><td>0,100</td><td>54,34</td></tr> <tr><td>25</td><td>90,0</td><td>50,0</td><td>26,0</td><td>0,140</td><td>54,78</td></tr> <tr><td>32</td><td>95,0</td><td>55,0</td><td>32,0</td><td>0,180</td><td>58,52</td></tr> <tr><td>40</td><td>100,0</td><td>60,0</td><td>38,0</td><td>0,240</td><td>66,88</td></tr> <tr><td>50</td><td>110,0</td><td>80,0</td><td>50,0</td><td>0,360</td><td>76,56</td></tr> <tr><td>65</td><td>120,0</td><td>105,0</td><td>66,0</td><td>0,800</td><td>103,62</td></tr> <tr><td>80</td><td>145,0</td><td>130,0</td><td>81,0</td><td>1,020</td><td>146,08</td></tr> <tr><td>100</td><td>155,0</td><td>155,0</td><td>100,0</td><td>1,360</td><td>194,04</td></tr> </tbody> </table>	DN	A	B	C	Gew.(kg)	316L	10	51,0	35,0	10,0	0,060	51,92	15	60,0	34,0	16,0	0,060	53,46	20	65,0	40,0	20,0	0,100	54,34	25	90,0	50,0	26,0	0,140	54,78	32	95,0	55,0	32,0	0,180	58,52	40	100,0	60,0	38,0	0,240	66,88	50	110,0	80,0	50,0	0,360	76,56	65	120,0	105,0	66,0	0,800	103,62	80	145,0	130,0	81,0	1,020	146,08	100	155,0	155,0	100,0	1,360	194,04																																						
DN	A	B	C	D	E	Gew.(kg)	316L																																																																																																																																																																												
1/2"	76,2	12,70	9,40	25,4	50,8	0,070																																																																																																																																																																													
3/4"	76,2	19,05	15,75	25,4	50,8	0,100																																																																																																																																																																													
1"	76,2	25,40	22,10	38,1	38,1	0,140																																																																																																																																																																													
1 1/2"	95,3	38,10	34,80	57,2	38,1	0,250																																																																																																																																																																													
2"	120,7	50,80	47,50	76,2	44,5	0,500																																																																																																																																																																													
2 1/2"	139,7	63,50	60,20	95,3	44,4	0,650																																																																																																																																																																													
3"	158,8	76,20	72,90	114,3	44,5	0,850																																																																																																																																																																													
4"	203,2	101,60	97,40	152,4	50,8	1,950																																																																																																																																																																													
DN	A	B	C	Gew.(kg)	316L																																																																																																																																																																														
10	51,0	35,0	10,0	0,060	51,92																																																																																																																																																																														
15	60,0	34,0	16,0	0,060	53,46																																																																																																																																																																														
20	65,0	40,0	20,0	0,100	54,34																																																																																																																																																																														
25	90,0	50,0	26,0	0,140	54,78																																																																																																																																																																														
32	95,0	55,0	32,0	0,180	58,52																																																																																																																																																																														
40	100,0	60,0	38,0	0,240	66,88																																																																																																																																																																														
50	110,0	80,0	50,0	0,360	76,56																																																																																																																																																																														
65	120,0	105,0	66,0	0,800	103,62																																																																																																																																																																														
80	145,0	130,0	81,0	1,020	146,08																																																																																																																																																																														
100	155,0	155,0	100,0	1,360	194,04																																																																																																																																																																														
	<p><b>4422I Bogen 90° mit Orbitalschweißende</b> DIN 11865</p> <p style="text-align: right;">ISO Preise in € je Einheit</p> <table border="1"> <thead> <tr> <th>DN</th> <th>A</th> <th>B</th> <th>C</th> <th>D</th> <th>E</th> <th>Gew.(kg)</th> <th>316L</th> </tr> </thead> <tbody> <tr><td>10</td><td>53,0</td><td>17,2</td><td>14,0</td><td>28,0</td><td>25,0</td><td>0,080</td><td></td></tr> <tr><td>15</td><td>55,0</td><td>21,3</td><td>18,1</td><td>30,0</td><td>25,0</td><td>0,080</td><td></td></tr> <tr><td>20</td><td>68,5</td><td>26,9</td><td>23,7</td><td>28,5</td><td>40,0</td><td>0,120</td><td></td></tr> <tr><td>25</td><td>78,0</td><td>32,7</td><td>29,7</td><td>38,0</td><td>40,0</td><td>0,220</td><td></td></tr> <tr><td>32</td><td>87,5</td><td>42,4</td><td>38,4</td><td>47,5</td><td>40,0</td><td>0,300</td><td></td></tr> <tr><td>40</td><td>97,0</td><td>48,3</td><td>44,3</td><td>57,0</td><td>40,0</td><td>0,380</td><td></td></tr> <tr><td>50</td><td>116,0</td><td>60,3</td><td>56,3</td><td>76,0</td><td>40,0</td><td>0,560</td><td></td></tr> <tr><td>65</td><td>150,0</td><td>76,1</td><td>72,1</td><td>95,0</td><td>55,0</td><td>1,120</td><td></td></tr> <tr><td>80</td><td>169,5</td><td>88,9</td><td>84,3</td><td>114,5</td><td>55,0</td><td>1,560</td><td></td></tr> <tr><td>100</td><td>207,5</td><td>114,3</td><td>109,7</td><td>152,5</td><td>55,0</td><td>2,260</td><td></td></tr> </tbody> </table> <p style="text-align: right;">auf Anfrage</p>	DN	A	B	C	D	E	Gew.(kg)	316L	10	53,0	17,2	14,0	28,0	25,0	0,080		15	55,0	21,3	18,1	30,0	25,0	0,080		20	68,5	26,9	23,7	28,5	40,0	0,120		25	78,0	32,7	29,7	38,0	40,0	0,220		32	87,5	42,4	38,4	47,5	40,0	0,300		40	97,0	48,3	44,3	57,0	40,0	0,380		50	116,0	60,3	56,3	76,0	40,0	0,560		65	150,0	76,1	72,1	95,0	55,0	1,120		80	169,5	88,9	84,3	114,5	55,0	1,560		100	207,5	114,3	109,7	152,5	55,0	2,260			<p><b>4522Z Aseptik T-Stück lang DIN 11865</b></p> <p style="text-align: right;">Zoll Preise in € je Einheit</p> <table border="1"> <thead> <tr> <th>DN</th> <th>A</th> <th>B</th> <th>C</th> <th>316L</th> </tr> </thead> <tbody> <tr><td>1/2"</td><td>47,6</td><td>12,70</td><td>9,40</td><td></td></tr> <tr><td>3/4"</td><td>50,8</td><td>19,05</td><td>15,75</td><td></td></tr> <tr><td>1"</td><td>54,0</td><td>25,40</td><td>22,10</td><td></td></tr> <tr><td>1 1/2"</td><td>60,3</td><td>38,10</td><td>34,80</td><td></td></tr> <tr><td>2"</td><td>73,0</td><td>50,80</td><td>47,50</td><td></td></tr> <tr><td>2 1/2"</td><td>79,4</td><td>63,50</td><td>60,20</td><td></td></tr> <tr><td>3"</td><td>85,7</td><td>76,20</td><td>72,90</td><td></td></tr> <tr><td>4"</td><td>104,8</td><td>101,60</td><td>97,40</td><td></td></tr> </tbody> </table> <p style="text-align: right;">auf Anfrage</p>	DN	A	B	C	316L	1/2"	47,6	12,70	9,40		3/4"	50,8	19,05	15,75		1"	54,0	25,40	22,10		1 1/2"	60,3	38,10	34,80		2"	73,0	50,80	47,50		2 1/2"	79,4	63,50	60,20		3"	85,7	76,20	72,90		4"	104,8	101,60	97,40																																												
DN	A	B	C	D	E	Gew.(kg)	316L																																																																																																																																																																												
10	53,0	17,2	14,0	28,0	25,0	0,080																																																																																																																																																																													
15	55,0	21,3	18,1	30,0	25,0	0,080																																																																																																																																																																													
20	68,5	26,9	23,7	28,5	40,0	0,120																																																																																																																																																																													
25	78,0	32,7	29,7	38,0	40,0	0,220																																																																																																																																																																													
32	87,5	42,4	38,4	47,5	40,0	0,300																																																																																																																																																																													
40	97,0	48,3	44,3	57,0	40,0	0,380																																																																																																																																																																													
50	116,0	60,3	56,3	76,0	40,0	0,560																																																																																																																																																																													
65	150,0	76,1	72,1	95,0	55,0	1,120																																																																																																																																																																													
80	169,5	88,9	84,3	114,5	55,0	1,560																																																																																																																																																																													
100	207,5	114,3	109,7	152,5	55,0	2,260																																																																																																																																																																													
DN	A	B	C	316L																																																																																																																																																																															
1/2"	47,6	12,70	9,40																																																																																																																																																																																
3/4"	50,8	19,05	15,75																																																																																																																																																																																
1"	54,0	25,40	22,10																																																																																																																																																																																
1 1/2"	60,3	38,10	34,80																																																																																																																																																																																
2"	73,0	50,80	47,50																																																																																																																																																																																
2 1/2"	79,4	63,50	60,20																																																																																																																																																																																
3"	85,7	76,20	72,90																																																																																																																																																																																
4"	104,8	101,60	97,40																																																																																																																																																																																
	<p><b>4411 Bogen 45° mit Orbitalschweißende</b> Form BL, Reihe A DIN 11865</p> <p style="text-align: right;">DIN Preise in € je Einheit</p> <table border="1"> <thead> <tr> <th>DN</th> <th>A</th> <th>B</th> <th>C</th> <th>D</th> <th>E</th> <th>Gew.(kg)</th> <th>316L</th> </tr> </thead> <tbody> <tr><td>10</td><td>35,8</td><td>13,0</td><td>10,0</td><td>25,0</td><td>25,0</td><td>0,040</td><td>15,62</td></tr> <tr><td>15</td><td>39,5</td><td>19,0</td><td>16,0</td><td>35,0</td><td>25,0</td><td>0,060</td><td>18,15</td></tr> <tr><td>20</td><td>41,6</td><td>23,0</td><td>20,0</td><td>40,0</td><td>25,0</td><td>0,080</td><td>23,54</td></tr> <tr><td>25</td><td>60,7</td><td>29,0</td><td>26,0</td><td>50,0</td><td>40,0</td><td>0,120</td><td>28,05</td></tr> <tr><td>32</td><td>62,8</td><td>35,0</td><td>32,0</td><td>55,0</td><td>40,0</td><td>0,160</td><td>29,48</td></tr> <tr><td>40</td><td>64,9</td><td>41,0</td><td>38,0</td><td>60,0</td><td>40,0</td><td>0,195</td><td>32,45</td></tr> <tr><td>50</td><td>69,0</td><td>53,0</td><td>50,0</td><td>70,0</td><td>40,0</td><td>0,280</td><td>37,18</td></tr> <tr><td>65</td><td>73,1</td><td>70,0</td><td>66,0</td><td>80,0</td><td>40,0</td><td>0,580</td><td>50,82</td></tr> <tr><td>80</td><td>92,3</td><td>85,0</td><td>81,0</td><td>90,0</td><td>55,0</td><td>0,900</td><td>75,68</td></tr> <tr><td>100</td><td>96,4</td><td>104,0</td><td>100,0</td><td>100,0</td><td>55,0</td><td>1,120</td><td>89,76</td></tr> </tbody> </table>	DN	A	B	C	D	E	Gew.(kg)	316L	10	35,8	13,0	10,0	25,0	25,0	0,040	15,62	15	39,5	19,0	16,0	35,0	25,0	0,060	18,15	20	41,6	23,0	20,0	40,0	25,0	0,080	23,54	25	60,7	29,0	26,0	50,0	40,0	0,120	28,05	32	62,8	35,0	32,0	55,0	40,0	0,160	29,48	40	64,9	41,0	38,0	60,0	40,0	0,195	32,45	50	69,0	53,0	50,0	70,0	40,0	0,280	37,18	65	73,1	70,0	66,0	80,0	40,0	0,580	50,82	80	92,3	85,0	81,0	90,0	55,0	0,900	75,68	100	96,4	104,0	100,0	100,0	55,0	1,120	89,76		<p><b>4522I Aseptik T-Stück lang DIN 11865</b></p> <p style="text-align: right;">ISO Preise in € je Einheit</p> <table border="1"> <thead> <tr> <th>DN</th> <th>A</th> <th>B</th> <th>C</th> <th>Gew.(kg)</th> <th>316L</th> </tr> </thead> <tbody> <tr><td>10</td><td>34,0</td><td>17,2</td><td>14,0</td><td>0,060</td><td></td></tr> <tr><td>15</td><td>36,0</td><td>21,3</td><td>18,1</td><td>0,100</td><td></td></tr> <tr><td>20</td><td>55,0</td><td>26,9</td><td>23,7</td><td>0,160</td><td></td></tr> <tr><td>25</td><td>60,0</td><td>33,7</td><td>29,7</td><td>0,260</td><td></td></tr> <tr><td>32</td><td>65,0</td><td>42,4</td><td>38,4</td><td>0,340</td><td></td></tr> <tr><td>40</td><td>65,0</td><td>48,3</td><td>44,3</td><td>0,380</td><td></td></tr> <tr><td>50</td><td>90,0</td><td>60,3</td><td>56,3</td><td>0,600</td><td></td></tr> <tr><td>65</td><td>110,0</td><td>76,1</td><td>72,1</td><td>1,000</td><td></td></tr> <tr><td>80</td><td>130,0</td><td>88,9</td><td>84,3</td><td>1,400</td><td></td></tr> <tr><td>100</td><td>160,0</td><td>114,3</td><td>109,7</td><td>1,860</td><td></td></tr> </tbody> </table> <p style="text-align: right;">auf Anfrage</p>	DN	A	B	C	Gew.(kg)	316L	10	34,0	17,2	14,0	0,060		15	36,0	21,3	18,1	0,100		20	55,0	26,9	23,7	0,160		25	60,0	33,7	29,7	0,260		32	65,0	42,4	38,4	0,340		40	65,0	48,3	44,3	0,380		50	90,0	60,3	56,3	0,600		65	110,0	76,1	72,1	1,000		80	130,0	88,9	84,3	1,400		100	160,0	114,3	109,7	1,860																							
DN	A	B	C	D	E	Gew.(kg)	316L																																																																																																																																																																												
10	35,8	13,0	10,0	25,0	25,0	0,040	15,62																																																																																																																																																																												
15	39,5	19,0	16,0	35,0	25,0	0,060	18,15																																																																																																																																																																												
20	41,6	23,0	20,0	40,0	25,0	0,080	23,54																																																																																																																																																																												
25	60,7	29,0	26,0	50,0	40,0	0,120	28,05																																																																																																																																																																												
32	62,8	35,0	32,0	55,0	40,0	0,160	29,48																																																																																																																																																																												
40	64,9	41,0	38,0	60,0	40,0	0,195	32,45																																																																																																																																																																												
50	69,0	53,0	50,0	70,0	40,0	0,280	37,18																																																																																																																																																																												
65	73,1	70,0	66,0	80,0	40,0	0,580	50,82																																																																																																																																																																												
80	92,3	85,0	81,0	90,0	55,0	0,900	75,68																																																																																																																																																																												
100	96,4	104,0	100,0	100,0	55,0	1,120	89,76																																																																																																																																																																												
DN	A	B	C	Gew.(kg)	316L																																																																																																																																																																														
10	34,0	17,2	14,0	0,060																																																																																																																																																																															
15	36,0	21,3	18,1	0,100																																																																																																																																																																															
20	55,0	26,9	23,7	0,160																																																																																																																																																																															
25	60,0	33,7	29,7	0,260																																																																																																																																																																															
32	65,0	42,4	38,4	0,340																																																																																																																																																																															
40	65,0	48,3	44,3	0,380																																																																																																																																																																															
50	90,0	60,3	56,3	0,600																																																																																																																																																																															
65	110,0	76,1	72,1	1,000																																																																																																																																																																															
80	130,0	88,9	84,3	1,400																																																																																																																																																																															
100	160,0	114,3	109,7	1,860																																																																																																																																																																															
	<p><b>4411Z Bogen 45° mit Orbitalschweißende</b> DIN 11865</p> <p style="text-align: right;">Zoll Preise in € je Einheit</p> <table border="1"> <thead> <tr> <th>DN</th> <th>A</th> <th>B</th> <th>C</th> <th>D</th> <th>E</th> <th>Gew.(kg)</th> <th>316L</th> </tr> </thead> <tbody> <tr><td>1/2"</td><td>57,2</td><td>12,70</td><td>9,40</td><td>25,4</td><td>46,7</td><td>0,060</td><td></td></tr> <tr><td>3/4"</td><td>57,2</td><td>19,05</td><td>15,75</td><td>25,4</td><td>46,7</td><td>0,090</td><td></td></tr> <tr><td>1"</td><td>57,2</td><td>25,40</td><td>22,10</td><td>38,1</td><td>41,4</td><td>0,110</td><td></td></tr> <tr><td>1 1/2"</td><td>63,5</td><td>38,10</td><td>34,80</td><td>57,2</td><td>39,8</td><td>0,240</td><td></td></tr> <tr><td>2"</td><td>76,2</td><td>50,80</td><td>47,50</td><td>76,2</td><td>44,6</td><td>0,350</td><td></td></tr> <tr><td>2 1/2"</td><td>85,7</td><td>63,50</td><td>60,20</td><td>95,3</td><td>47,0</td><td>0,450</td><td></td></tr> <tr><td>3"</td><td>92,1</td><td>76,20</td><td>72,90</td><td>114,3</td><td>44,8</td><td>0,650</td><td></td></tr> <tr><td>4"</td><td>114,3</td><td>101,60</td><td>97,40</td><td>152,4</td><td>51,2</td><td>1,250</td><td></td></tr> </tbody> </table> <p style="text-align: right;">auf Anfrage</p>	DN	A	B	C	D	E	Gew.(kg)	316L	1/2"	57,2	12,70	9,40	25,4	46,7	0,060		3/4"	57,2	19,05	15,75	25,4	46,7	0,090		1"	57,2	25,40	22,10	38,1	41,4	0,110		1 1/2"	63,5	38,10	34,80	57,2	39,8	0,240		2"	76,2	50,80	47,50	76,2	44,6	0,350		2 1/2"	85,7	63,50	60,20	95,3	47,0	0,450		3"	92,1	76,20	72,90	114,3	44,8	0,650		4"	114,3	101,60	97,40	152,4	51,2	1,250			<p><b>4522K Aseptik T-Stück kurz / Reihe 2 DIN 11865</b></p> <p style="text-align: right;">DIN Preise in € je Einheit</p> <table border="1"> <thead> <tr> <th>DN</th> <th>A</th> <th>B</th> <th>C</th> <th>Gew.(kg)</th> <th>316L</th> </tr> </thead> <tbody> <tr><td>10</td><td>35,0</td><td>13,0</td><td>10,0</td><td>0,060</td><td>31,02</td></tr> <tr><td>15</td><td>35,0</td><td>19,0</td><td>16,0</td><td>0,060</td><td>32,34</td></tr> <tr><td>20</td><td>40,0</td><td>23,0</td><td>20,0</td><td>0,100</td><td>33,55</td></tr> <tr><td>25</td><td>50,0</td><td>29,0</td><td>26,0</td><td>0,140</td><td>35,42</td></tr> <tr><td>32</td><td>55,0</td><td>35,0</td><td>32,0</td><td>0,180</td><td>36,74</td></tr> <tr><td>40</td><td>60,0</td><td>41,0</td><td>38,0</td><td>0,240</td><td>40,48</td></tr> <tr><td>50</td><td>80,0</td><td>53,0</td><td>50,0</td><td>0,360</td><td>45,65</td></tr> <tr><td>65</td><td>105,0</td><td>70,0</td><td>66,0</td><td>0,800</td><td>62,26</td></tr> <tr><td>80</td><td>130,0</td><td>85,0</td><td>81,0</td><td>1,020</td><td>86,35</td></tr> <tr><td>100</td><td>155,0</td><td>104,0</td><td>100,0</td><td>1,360</td><td>115,28</td></tr> </tbody> </table>	DN	A	B	C	Gew.(kg)	316L	10	35,0	13,0	10,0	0,060	31,02	15	35,0	19,0	16,0	0,060	32,34	20	40,0	23,0	20,0	0,100	33,55	25	50,0	29,0	26,0	0,140	35,42	32	55,0	35,0	32,0	0,180	36,74	40	60,0	41,0	38,0	0,240	40,48	50	80,0	53,0	50,0	0,360	45,65	65	105,0	70,0	66,0	0,800	62,26	80	130,0	85,0	81,0	1,020	86,35	100	155,0	104,0	100,0	1,360	115,28																																						
DN	A	B	C	D	E	Gew.(kg)	316L																																																																																																																																																																												
1/2"	57,2	12,70	9,40	25,4	46,7	0,060																																																																																																																																																																													
3/4"	57,2	19,05	15,75	25,4	46,7	0,090																																																																																																																																																																													
1"	57,2	25,40	22,10	38,1	41,4	0,110																																																																																																																																																																													
1 1/2"	63,5	38,10	34,80	57,2	39,8	0,240																																																																																																																																																																													
2"	76,2	50,80	47,50	76,2	44,6	0,350																																																																																																																																																																													
2 1/2"	85,7	63,50	60,20	95,3	47,0	0,450																																																																																																																																																																													
3"	92,1	76,20	72,90	114,3	44,8	0,650																																																																																																																																																																													
4"	114,3	101,60	97,40	152,4	51,2	1,250																																																																																																																																																																													
DN	A	B	C	Gew.(kg)	316L																																																																																																																																																																														
10	35,0	13,0	10,0	0,060	31,02																																																																																																																																																																														
15	35,0	19,0	16,0	0,060	32,34																																																																																																																																																																														
20	40,0	23,0	20,0	0,100	33,55																																																																																																																																																																														
25	50,0	29,0	26,0	0,140	35,42																																																																																																																																																																														
32	55,0	35,0	32,0	0,180	36,74																																																																																																																																																																														
40	60,0	41,0	38,0	0,240	40,48																																																																																																																																																																														
50	80,0	53,0	50,0	0,360	45,65																																																																																																																																																																														
65	105,0	70,0	66,0	0,800	62,26																																																																																																																																																																														
80	130,0	85,0	81,0	1,020	86,35																																																																																																																																																																														
100	155,0	104,0	100,0	1,360	115,28																																																																																																																																																																														

4528 Red-T-Stück lang DIN 11865 DIN									4528I Red-T-Stück lang DIN 11865 ISO								
Preise in € je Einheit									Preise in € je Einheit								
DN	A	B	C	D	E	Gew.(kg)	316L		DN	A	B	C	D	E	Gew.(kg)	316L	
15-10	35,0	19,0	16,0	35,0	13,0	0,080	60,72		15-10	36,0	21,3	18,1	36,0	17,2	0,080	66,88	
20-10	40,0	23,0	20,0	40,0	13,0	0,080	63,36		20-10	55,0	26,9	23,7	55,0	17,2	0,140	67,76	
20-15	40,0	23,0	20,0	40,0	19,0	0,100	63,36		20-15	55,0	26,9	23,7	55,0	21,3	0,140	67,76	
25-10	50,0	29,0	26,0	50,0	13,0	0,120	67,54		25-10	60,0	33,7	29,7	60,0	17,2	0,210	73,04	
25-15	50,0	29,0	26,0	50,0	19,0	0,140	67,54		25-15	60,0	33,7	29,7	60,0	21,3	0,220	73,04	
25-20	50,0	29,0	26,0	50,0	23,0	0,140	67,54		25-20	60,0	33,7	29,7	60,0	26,9	0,220	73,04	
32-15	55,0	35,0	32,0	55,0	19,0	0,180	73,48		32-15	65,0	42,4	38,4	65,0	21,3	0,300	83,82	
32-20	55,0	35,0	32,0	55,0	23,0	0,180	73,48		32-20	65,0	42,4	38,4	65,0	26,9	0,320	83,82	
32-25	55,0	35,0	32,0	55,0	29,0	0,180	73,48		32-25	65,0	42,4	38,4	65,0	33,7	0,320	83,82	
40-15	60,0	41,0	38,0	60,0	19,0	0,200	83,71		40-15	65,0	48,3	44,3	65,0	21,3	0,360	87,78	
40-20	60,0	41,0	38,0	60,0	23,0	0,200	83,71		40-20	65,0	48,3	44,3	65,0	26,9	0,340	87,78	
40-25	60,0	41,0	38,0	60,0	29,0	0,220	83,71		40-25	65,0	48,3	44,3	65,0	33,7	0,360	87,78	
40-32	60,0	41,0	38,0	60,0	35,0	0,240	83,71		40-32	65,0	48,3	44,3	65,0	42,4	0,400	87,78	
50-15	80,0	53,0	50,0	80,0	19,0	0,360	92,95		50-15	90,0	60,3	56,3	90,0	21,3	0,520	104,06	
50-20	80,0	53,0	50,0	80,0	23,0	0,320	92,95		50-20	90,0	60,3	56,3	90,0	26,9	0,520	104,06	
50-25	80,0	53,0	50,0	80,0	29,0	0,340	92,95		50-25	90,0	60,3	56,3	90,0	33,7	0,480	104,06	
50-32	80,0	53,0	50,0	80,0	35,0	0,340	92,95		50-32	90,0	60,3	56,3	90,0	42,4	0,740	104,06	
50-40	80,0	53,0	50,0	80,0	41,0	0,360	130,46		50-40	90,0	60,3	56,3	90,0	48,3	0,760	104,06	
65-25	105,0	70,0	66,0	80,0	29,0	0,660	130,46		65-25	110,0	76,1	72,1	90,0	33,7	0,980	141,35	
65-32	105,0	70,0	66,0	80,0	35,0	0,660	130,46		65-32	110,0	76,1	72,1	90,0	42,4	0,980	141,35	
65-40	105,0	70,0	66,0	80,0	41,0	0,680	130,46		65-40	110,0	76,1	72,1	90,0	48,3	1,000	141,35	
65-50	105,0	70,0	66,0	80,0	53,0	0,680	130,46		65-50	110,0	76,1	72,1	90,0	60,3	1,020	141,35	
80-40	130,0	85,0	81,0	105,0	41,0	0,850	171,05		80-40	130,0	88,9	84,3	110,0	48,3	1,260	184,80	
80-50	130,0	85,0	81,0	105,0	53,0	0,900	171,05		80-50	130,0	88,9	84,3	110,0	60,3	1,300	184,80	
80-65	130,0	85,0	81,0	105,0	70,0	0,900	171,05		80-65	130,0	88,9	84,3	110,0	76,1	1,700	184,80	
100-50	155,0	104,0	100,0	130,0	53,0	0,920	229,02		100-50	160,0	114,3	109,7	130,0	60,3	-	244,20	
100-65	155,0	104,0	100,0	130,0	70,0	0,950	229,02		100-65	160,0	114,3	109,7	130,0	76,1	-	244,20	
100-80	155,0	104,0	100,0	130,0	85,0	0,980	229,02		100-80	160,0	114,3	109,7	130,0	88,9	-	244,20	

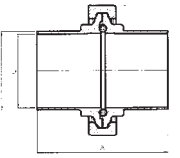

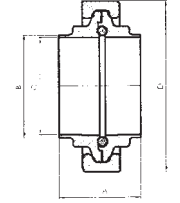

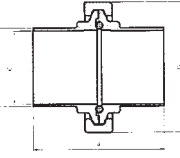
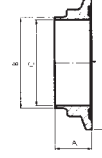
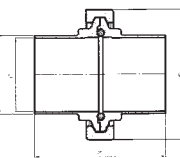

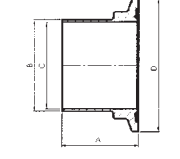

4528A Red-T-Stück lang DIN 11865 Zoll							4528K Red-T-Stück kurz S-S-S DIN						
Preise in € je Einheit							Preise in € je Einheit						
DN	A	B	C	D	E	316L	DN	A	B	C	D	E	316L
3/4-1/2"	50,8	19,5	15,75	50,8			20-15	40	12	20	23	16	33,22
1-1/2"	54,0	25,4	22,10	54,0			25-15	50	16	26	28	16	28,82
1-3/4"	54,0	25,4	22,10	54,0			25-20	50	16	26	28	20	28,82
1 1/2-3/4"	60,3	38,1	34,80	60,3			32-15	55	20	32	35	16	31,35
1 1/2-1"	60,3	38,1	34,80	60,3			32-20	55	20	32	35	20	31,35
2-1"	73,0	50,8	47,50	66,7			32-25	55	20	32	35	26	31,35
2-1 1/2"	73,0	50,8	47,50	66,7			40-15	60	23	38	41	16	32,78
2 1/2-1"	79,4	63,5	60,20	73,0			40-20	60	23	38	41	20	32,78
2 1/2-1 1/2"	79,4	63,5	60,20	73,0			40-25	60	23	38	41	26	32,78
2 1/2-2"	79,4	63,5	60,20	73,0			40-32	60	23	38	41	32	32,78
3-1 1/2"	85,7	76,2	72,90	79,4			50-15	70	29	50	53	16	35,86
3-2"	85,7	76,2	72,90	79,4			50-20	70	29	50	53	20	35,86
3-2 1/2"	85,7	76,2	72,90	79,4			50-25	70	29	50	53	26	35,86
4-2"	104,8	101,6	97,40	98,4			50-32	70	29	50	53	32	35,86
4-2 1/2"	104,8	101,6	97,40	98,4			50-40	70	29	50	53	38	35,86
4-3"	104,8	101,6	97,40	98,4			65-25	80	39	66	70	26	42,68
							65-32	80	39	66	70	32	42,68
							65-40	80	39	66	70	38	42,68
							65-50	80	39	66	70	50	42,68
							80-40	90	47	81	85	38	49,06
							80-50	90	47	81	85	50	49,06
							80-65	90	47	81	85	66	49,06
							100-50	100	57	100	104	50	62,15
							100-65	100	58	100	104	66	62,15
							100-80	100	58	100	104	81	62,15

4528KZ Reduzier-T-Stück, kurz S-S-S Zoll								
Preise in € je Einheit								
DN	A	B	C	D	E	304	316L	
1 1/2"-1"	60	20,0	34,8	38,1	22,9		38,06	
2"-1"	70	27,5	47,5	50,8	22,9		40,04	
2"-1 1/2"	70	35,1	47,5	50,8	35,1		40,04	
2 1/2"-1"	80	36,0	60,2	63,5	22,9		47,85	
2 1/2"-1 1/2"	80	36,0	60,2	63,5	35,1		47,85	
2 1/2"-2"	80	36,0	60,2	63,5	47,8		47,85	
3"-1"	90	44,0	72,9	76,2	22,9		53,02	
3"-1 1/2"	90	44,0	72,9	76,2	35,1		53,02	
3"-2"	90	44,0	72,9	76,2	47,8		53,02	
3"-2 1/2"	90	44,0	72,9	76,2	60,5		53,02	
4"-1 1/2"	100	56,0	97,4	101,6	35,1		77,55	
4"-2"	100	56,0	97,4	101,6	47,8		77,55	
4"-2 1/2"	100	56,0	97,4	101,6	60,5		77,55	
4"-3"	100	56,0	97,4	101,6	72,1		77,55	

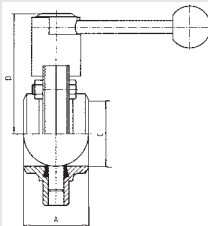
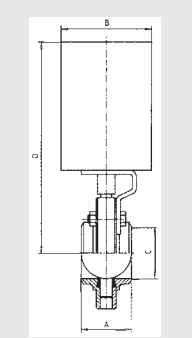
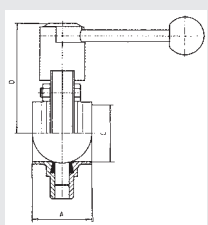
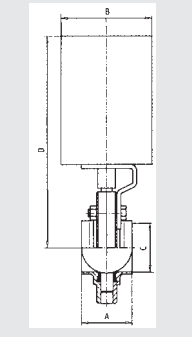
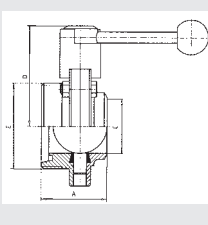
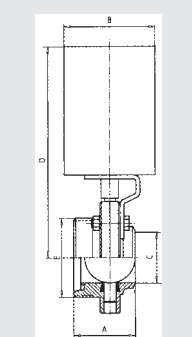
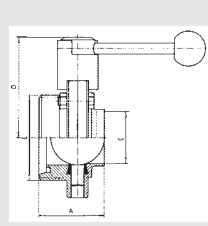
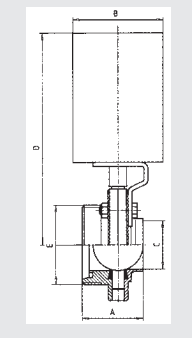
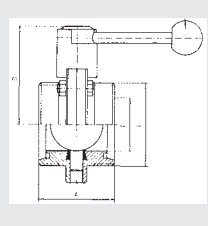
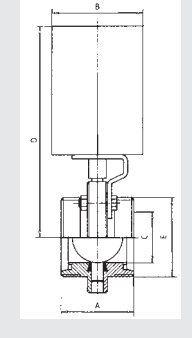


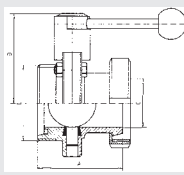
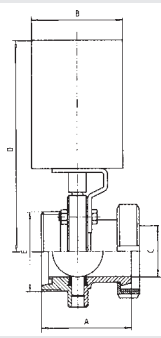
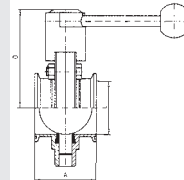
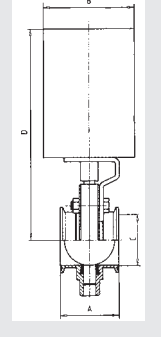
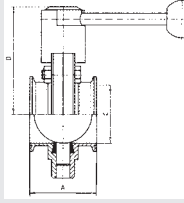
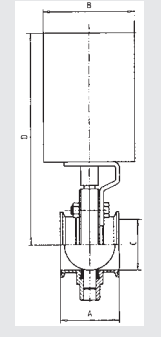
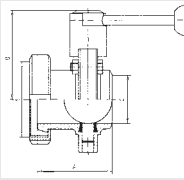
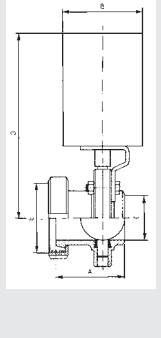
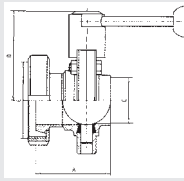
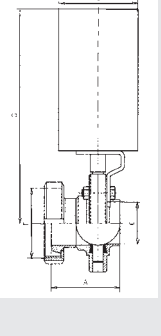
	<b>4310 Aseptik-Flanschverbindung normale Baulänge</b> Form A, DIN 11864-2, EPDM-O-Ring DIN Preise in € je Einheit								
	DN	A	C	D	E	304	316L		
10	80	10	13	54		54,10			
15	80	16	19	59		55,20			
20	80	20	23	64		56,40			
25	80	26	29	70		62,80			
32	90	32	35	76		68,40			
40	90	38	41	82		74,50			
50	90	50	53	94		82,80			
65	108	66	70	113		116,15			
80	116	81	85	133		153,00			
100	116	100	104	159		187,00			
125	120	125	129	183		271,40			
150	120	150	154	213		372,60			
	<b>4310K Aseptik-Flanschverbindung kurze Baulänge</b> Form A, DIN 11864-2, EPDM-O-Ring DIN Preise in € je Einheit								
	DN	A	C	D	E	304	316L		
10	48	10	13	54		50,50			
15	48	16	19	59		51,20			
20	48	20	23	64		51,60			
25	48	26	29	70		52,20			
32	48	32	35	76		52,80			
40	48	38	41	82		55,40			
50	48	50	53	94		62,00			
65	48	66	70	113		78,80			
80	52	81	85	133		106,95			
100	52	100	104	159		126,00			
125	56	125	129	183		172,50			
150	56	150	154	213		218,50			
	<b>4310K-Z Aseptik-Flanschverbindung kurze Baulänge</b> Form A, DIN 11864-2, EPDM-O-Ring Zoll Preise in € je Einheit								
	DN	A	C	D	E	304	316L		
25	48	22,2	25,4	66		58,25			
40	48	34,8	38,0	79		65,50			
50	48	47,8	51,0	92		77,70			
65	48	60,3	63,5	107		93,60			
80	48	72,9	76,1	125		114,30			
100	52	97,6	101,6	157		151,35			
	<b>4310 I Aseptik-Flanschverbindung normale Baulänge</b> Form A, DIN 11864-2, EPDM-O-Ring ISO Preise in € je Einheit								
	DN	A	C	D	E	304	316L		
10	80	14,0	17,2	60		62,40			
15	80	18,1	21,3	62		63,20			
20	80	23,7	26,9	69		65,40			
25	90	29,7	33,7	74		69,50			
32	90	38,4	42,4	82		75,10			
40	90	44,3	48,3	88		79,80			
50	108	56,3	60,3	103		88,60			
65	112	71,5	76,1	125		129,80			
80	116	84,3	88,9	137		174,60			
100	116	109,1	114,3	168		218,40			
	<b>4322Z Reduzierstück DIN 11865</b> Zoll Preise in € je Einheit								
	DN	A	B	C	D	E	316L		
3/4-1/2"	60,0	12,70	9,40	15,75	19,05	58,80			
1-1/2"	60,0	12,70	9,40	22,10	25,40	81,30			
1-3/4"	60,0	19,05	15,75	22,10	25,40	59,50			
1 1/2-3/4"	80,0	19,05	15,75	34,80	38,10	74,90			
1 1/2-1"	80,0	25,40	22,10	34,80	38,10	63,10			
2-1"	90,0	25,40	22,10	47,50	50,80	71,30			
2-1 1/2"	90,0	38,10	34,80	47,50	50,80	65,10			
2 1/2-1"	100,0	25,40	22,10	60,20	63,50	149,60			
2 1/2-1 1/2"	100,0	38,10	34,80	60,20	63,50	132,30			
2 1/2-2"	100,0	50,80	47,50	60,20	63,50	129,90			
3-1 1/2"	110,0	38,10	34,80	72,90	76,20	184,00			
3-2"	110,0	50,80	47,50	72,90	76,20	177,60			
3-2 1/2"	110,0	63,50	60,20	72,90	76,20	172,30			
4-2"	135,0	50,80	47,50	97,40	101,60	164,90			
4-2 1/2"	135,0	63,50	60,20	97,40	101,60	203,80			
4-3"	135,0	76,20	72,90	97,40	101,60	191,90			
	<b>4322 Reduzierstück konzentrisch</b> DIN 11865 Zoll Preise in € je Einheit								
	DN	A	B	C	D	E	Gew.(kg)	316L	
15-10	60,0	13,0	10,0	16,0	19,0	0,060	37,90		
20-10	60,0	13,0	10,0	20,0	23,0	0,040	49,90		
20-15	60,0	19,0	16,0	20,0	23,0	0,060	45,30		
25-10	70,0	13,0	10,0	26,0	29,0	0,080	62,50		
25-15	70,0	19,0	16,0	26,0	29,0	0,120	50,30		
25-20	70,0	23,0	20,0	26,0	29,0	0,100	45,80		
32-15	80,0	19,0	16,0	32,0	35,0	0,100	57,50		
32-20	80,0	23,0	20,0	32,0	35,0	0,120	50,80		
32-25	80,0	29,0	26,0	32,0	35,0	0,180	48,40		
40-15	90,0	19,0	16,0	38,0	41,0	0,260	57,70		
40-20	90,0	23,0	20,0	38,0	41,0	0,160	51,10		
40-25	90,0	29,0	26,0	38,0	41,0	0,200	48,60		
40-32	90,0	35,0	32,0	38,0	41,0	0,160	48,70		
50-15	90,0	19,0	16,0	50,0	53,0	0,500	65,80		
50-20	90,0	23,0	20,0	50,0	53,0	0,400	61,80		
50-25	90,0	29,0	26,0	50,0	53,0	0,360	54,80		
50-32	90,0	35,0	32,0	50,0	53,0	0,400	53,10		
50-40	90,0	41,0	38,0	50,0	53,0	0,280	50,10		
65-25	110,0	29,0	26,0	66,0	70,0	0,960	115,10		
65-32	110,0	35,0	32,0	66,0	70,0	0,780	113,10		
65-40	110,0	41,0	38,0	66,0	70,0	0,640	101,80		
65-50	110,0	53,0	50,0	66,0	70,0	0,540	99,90		
80-40	110,0	41,0	38,0	81,0	85,0	0,820	141,50		
80-50	110,0	53,0	50,0	81,0	85,0	0,840	136,70		
80-65	110,0	70,0	66,0	81,0	85,0	0,780	132,60		
100-50	135,0	53,0	50,0	100,0	104,0	2,220	126,80		
100-65	135,0	70,0	66,0	100,0	104,0	1,280	156,80		
100-80	135,0	85,0	81,0	100,0	104,0	1,180	147,70		
	<b>4322 I Reduzierstück</b> DIN 11865 ISO Preise in € je Einheit								
	DN	A	B	C	D	E	316L		
15-10	60,0	19,0	16,0	10,0	13,0	62,50			
20-10	60,0	23,0	20,0	10,0	13,0	65,20			
20-15	60,0	23,0	20,0	16,0	19,0	56,60			
25-10	70,0	29,0	26,0	10,0	13,0	70,70			
25-15	70,0	29,0	26,0	16,0	19,0	62,90			
25-20	70,0	29,0	26,0	20,0	23,0	57,00			
32-15	80,0	35,0	32,0	16,0	19,0	69,60			
32-20	80,0	35,0	32,0	20,0	23,0	63,30			
32-25	80,0	35,0	32,0	26,0	29,0	60,40			
40-15	90,0	41,0	38,0	16,0	19,0	69,80			
40-20	90,0	41,0	38,0	20,0	23,0	69,60			
40-25	90,0	41,0	38,0	26,0	29,0	60,30			
40-32	90,0	41,0	38,0	32,0	35,0	60,80			
50-15	90,0	53,0	50,0	16,0	19,0	77,60			
50-20	90,0	53,0	50,0	20,0	23,0	72,80			
50-25	90,0	53,0	50,0	26,0	29,0	68,70			
50-32	90,0	53,0	50,0	32,0	35,0	67,70			
50-40	90,0	53,0	50,0	38,0	41,0	60,80			
65-25	110,0	70,0	66,0	26,0	29,0	141,70			
65-32	110,0	70,0	66,0	32,0	35,0	141,70			
65-40	110,0	70,0	66,0	38,0	41,0	128,30			
65-50	110,0	70,0	66,0	50,0	53,0	130,10			
80-40	110,0	85,0	81,0	38,0	41,0	204,10			
80-50	110,0	85,0	81,0	50,0	53,0	198,00			
80-65	110,0	85,0	81,0	66,0	70,0	178,70			
100-50	135,0	104,0	100,0	50,0	53,0	233,50			
100-65	135,0	104,0	100,0	66,0	70,0	227,50			
100-80	135,0	104,0	100,0	81,0	85,0	207,50			
	<b>4322Z Reduzierstück</b> DIN Preise in € je Einheit								
	DN	A	B	C	D	E	304	316L	
3/4-1/2"	60,0	12,70	9,40	15,75	19,05	58,80			
1-1/2"	60,0	12,70	9,40	22,10	25,40	81,30			
1-3/4"	60,0	19,05	15,75	22,10	25,40	59,50			
1 1/2-3/4"	80,0	19,05	15,75	34,80	38,10	74,90			
1 1/2-1"	80,0	25,40	22,10	34,80	38,10	63,10			
2-1"	90,0	25,40	22,10	47,50	50,80	71,30			
2-1 1/2"	90,0	38,10	34,80	47,50	50,80	65,10			
2 1/2-1"	100,0	25,40	22,10	60,20	63,50	149,60			
2 1/2-1 1/2"	100,0	38,10	34,80	60,20	63,50	132,30			
2 1/2-2"	100,0	50,80	47,50	60,20	63,50	129,90			
3-1 1/2"	110,0	38,10	34,80	72,90	76,20	184,00			
3-2"	110,0	50,80	47,50	72,90	76,20	177,60			
3-2 1/2"	110,0	63,50	60,20	72,90	76,20	172,30			
4-2"	135,0	50,80	47,50	97,40	101,60	164,90			
4-2 1/2"	135,0	63,50	60,20	97,40	101,60	203,80			
4-3"	135,0	76,20	72,90	97,40	101,60	191,90			

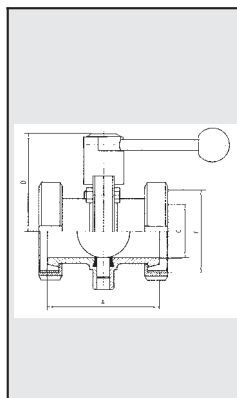
	<p><b>4294 Clampverbinding Normal Form A</b> DIN 11864, EPDM-O-Ring</p> <p style="text-align: right;">DIN Preise in € je Einheit</p> <table border="1"> <thead> <tr> <th>DN</th> <th>A</th> <th>B</th> <th>C</th> <th>D</th> <th>316L</th> </tr> </thead> <tbody> <tr><td>10</td><td>76,0</td><td>13,0</td><td>10,0</td><td>43,0</td><td>67,00</td></tr> <tr><td>15</td><td>76,0</td><td>19,0</td><td>16,0</td><td>43,0</td><td>67,00</td></tr> <tr><td>20</td><td>76,0</td><td>23,0</td><td>20,0</td><td>57,0</td><td>67,00</td></tr> <tr><td>25</td><td>77,0</td><td>29,0</td><td>26,0</td><td>57,0</td><td>70,20</td></tr> <tr><td>32</td><td>88,0</td><td>35,0</td><td>32,0</td><td>57,0</td><td>71,70</td></tr> <tr><td>40</td><td>88,0</td><td>41,0</td><td>38,0</td><td>73,0</td><td>78,65</td></tr> <tr><td>50</td><td>89,0</td><td>53,0</td><td>50,0</td><td>89,0</td><td>91,80</td></tr> <tr><td>65</td><td>113,0</td><td>70,0</td><td>66,0</td><td>99,0</td><td>120,00</td></tr> <tr><td>80</td><td>117,0</td><td>85,0</td><td>81,0</td><td>118,0</td><td>145,60</td></tr> <tr><td>100</td><td>120,0</td><td>104,0</td><td>100,0</td><td>145,0</td><td>166,40</td></tr> </tbody> </table>	DN	A	B	C	D	316L	10	76,0	13,0	10,0	43,0	67,00	15	76,0	19,0	16,0	43,0	67,00	20	76,0	23,0	20,0	57,0	67,00	25	77,0	29,0	26,0	57,0	70,20	32	88,0	35,0	32,0	57,0	71,70	40	88,0	41,0	38,0	73,0	78,65	50	89,0	53,0	50,0	89,0	91,80	65	113,0	70,0	66,0	99,0	120,00	80	117,0	85,0	81,0	118,0	145,60	100	120,0	104,0	100,0	145,0	166,40		<p><b>4296K Bundclampsutzen kurz</b> DIN 11864-3</p> <p style="text-align: right;">DIN Preise in € je Einheit</p> <table border="1"> <thead> <tr> <th>DN</th> <th>A</th> <th>B</th> <th>C</th> <th>D</th> <th>316L</th> </tr> </thead> <tbody> <tr><td>10</td><td>18,0</td><td>13,0</td><td>10,0</td><td>34,0</td><td>13,70</td></tr> <tr><td>15</td><td>18,0</td><td>19,0</td><td>16,0</td><td>34,0</td><td>13,70</td></tr> <tr><td>20</td><td>18,0</td><td>23,0</td><td>20,0</td><td>50,5</td><td>13,70</td></tr> <tr><td>25</td><td>21,5</td><td>29,0</td><td>26,0</td><td>50,5</td><td>15,00</td></tr> <tr><td>32</td><td>21,5</td><td>35,0</td><td>32,0</td><td>50,5</td><td>15,20</td></tr> <tr><td>40</td><td>21,5</td><td>41,0</td><td>38,0</td><td>64,0</td><td>18,50</td></tr> <tr><td>50</td><td>21,5</td><td>53,0</td><td>50,0</td><td>77,5</td><td>23,40</td></tr> <tr><td>65</td><td>28,0</td><td>70,0</td><td>66,0</td><td>91,0</td><td>32,20</td></tr> <tr><td>80</td><td>28,0</td><td>85,0</td><td>81,0</td><td>106,0</td><td>43,50</td></tr> <tr><td>100</td><td>28,0</td><td>104,0</td><td>100,0</td><td>130,0</td><td>55,50</td></tr> </tbody> </table>	DN	A	B	C	D	316L	10	18,0	13,0	10,0	34,0	13,70	15	18,0	19,0	16,0	34,0	13,70	20	18,0	23,0	20,0	50,5	13,70	25	21,5	29,0	26,0	50,5	15,00	32	21,5	35,0	32,0	50,5	15,20	40	21,5	41,0	38,0	64,0	18,50	50	21,5	53,0	50,0	77,5	23,40	65	28,0	70,0	66,0	91,0	32,20	80	28,0	85,0	81,0	106,0	43,50	100	28,0	104,0	100,0	130,0	55,50																						
DN	A	B	C	D	316L																																																																																																																																																								
10	76,0	13,0	10,0	43,0	67,00																																																																																																																																																								
15	76,0	19,0	16,0	43,0	67,00																																																																																																																																																								
20	76,0	23,0	20,0	57,0	67,00																																																																																																																																																								
25	77,0	29,0	26,0	57,0	70,20																																																																																																																																																								
32	88,0	35,0	32,0	57,0	71,70																																																																																																																																																								
40	88,0	41,0	38,0	73,0	78,65																																																																																																																																																								
50	89,0	53,0	50,0	89,0	91,80																																																																																																																																																								
65	113,0	70,0	66,0	99,0	120,00																																																																																																																																																								
80	117,0	85,0	81,0	118,0	145,60																																																																																																																																																								
100	120,0	104,0	100,0	145,0	166,40																																																																																																																																																								
DN	A	B	C	D	316L																																																																																																																																																								
10	18,0	13,0	10,0	34,0	13,70																																																																																																																																																								
15	18,0	19,0	16,0	34,0	13,70																																																																																																																																																								
20	18,0	23,0	20,0	50,5	13,70																																																																																																																																																								
25	21,5	29,0	26,0	50,5	15,00																																																																																																																																																								
32	21,5	35,0	32,0	50,5	15,20																																																																																																																																																								
40	21,5	41,0	38,0	64,0	18,50																																																																																																																																																								
50	21,5	53,0	50,0	77,5	23,40																																																																																																																																																								
65	28,0	70,0	66,0	91,0	32,20																																																																																																																																																								
80	28,0	85,0	81,0	106,0	43,50																																																																																																																																																								
100	28,0	104,0	100,0	130,0	55,50																																																																																																																																																								
	<p><b>4294K Clampverbinding kurz Form A</b> DIN 11864-3, EPDM-O-Ring</p> <p style="text-align: right;">DIN Preise in € je Einheit</p> <table border="1"> <thead> <tr> <th>DN</th> <th>A</th> <th>B</th> <th>C</th> <th>D</th> <th>316L</th> </tr> </thead> <tbody> <tr><td>10</td><td>-</td><td>13,0</td><td>10,0</td><td>43,0</td><td>67,80</td></tr> <tr><td>15</td><td>-</td><td>19,0</td><td>16,0</td><td>43,0</td><td>67,80</td></tr> <tr><td>20</td><td>-</td><td>23,0</td><td>20,0</td><td>57,0</td><td>67,80</td></tr> <tr><td>25</td><td>-</td><td>29,0</td><td>26,0</td><td>57,0</td><td>69,70</td></tr> <tr><td>32</td><td>-</td><td>35,0</td><td>32,0</td><td>57,0</td><td>70,50</td></tr> <tr><td>40</td><td>-</td><td>41,0</td><td>38,0</td><td>73,0</td><td>75,90</td></tr> <tr><td>50</td><td>-</td><td>53,0</td><td>50,0</td><td>89,0</td><td>86,45</td></tr> <tr><td>65</td><td>-</td><td>70,0</td><td>66,0</td><td>99,0</td><td>103,50</td></tr> <tr><td>80</td><td>-</td><td>85,0</td><td>81,0</td><td>118,0</td><td>124,85</td></tr> <tr><td>100</td><td>-</td><td>104,0</td><td>100,0</td><td>145,0</td><td>147,40</td></tr> </tbody> </table>	DN	A	B	C	D	316L	10	-	13,0	10,0	43,0	67,80	15	-	19,0	16,0	43,0	67,80	20	-	23,0	20,0	57,0	67,80	25	-	29,0	26,0	57,0	69,70	32	-	35,0	32,0	57,0	70,50	40	-	41,0	38,0	73,0	75,90	50	-	53,0	50,0	89,0	86,45	65	-	70,0	66,0	99,0	103,50	80	-	85,0	81,0	118,0	124,85	100	-	104,0	100,0	145,0	147,40		<p><b>4296A Bundclampsutzen normal</b> DIN 11864-3</p> <p style="text-align: right;">Zoll Preise in € je Einheit</p> <table border="1"> <thead> <tr> <th>DN</th> <th>A</th> <th>B</th> <th>C</th> <th>D</th> <th>316L</th> </tr> </thead> <tbody> <tr><td>1/2"</td><td>38,0</td><td>12,70</td><td>9,40</td><td>34,0</td><td></td></tr> <tr><td>3/4"</td><td>38,0</td><td>19,05</td><td>15,75</td><td>34,0</td><td></td></tr> <tr><td>1"</td><td>38,5</td><td>25,40</td><td>22,10</td><td>50,5</td><td></td></tr> <tr><td>1 1/2"</td><td>44,0</td><td>38,10</td><td>34,80</td><td>64,0</td><td>auf Anfrage</td></tr> <tr><td>2"</td><td>44,5</td><td>50,80</td><td>47,50</td><td>77,5</td><td></td></tr> <tr><td>2 1/2"</td><td>57,5</td><td>63,50</td><td>60,20</td><td>91,0</td><td></td></tr> <tr><td>3"</td><td>58,5</td><td>76,20</td><td>72,90</td><td>106,0</td><td></td></tr> <tr><td>4"</td><td>59,5</td><td>101,60</td><td>97,40</td><td>130,0</td><td></td></tr> </tbody> </table>	DN	A	B	C	D	316L	1/2"	38,0	12,70	9,40	34,0		3/4"	38,0	19,05	15,75	34,0		1"	38,5	25,40	22,10	50,5		1 1/2"	44,0	38,10	34,80	64,0	auf Anfrage	2"	44,5	50,80	47,50	77,5		2 1/2"	57,5	63,50	60,20	91,0		3"	58,5	76,20	72,90	106,0		4"	59,5	101,60	97,40	130,0																																			
DN	A	B	C	D	316L																																																																																																																																																								
10	-	13,0	10,0	43,0	67,80																																																																																																																																																								
15	-	19,0	16,0	43,0	67,80																																																																																																																																																								
20	-	23,0	20,0	57,0	67,80																																																																																																																																																								
25	-	29,0	26,0	57,0	69,70																																																																																																																																																								
32	-	35,0	32,0	57,0	70,50																																																																																																																																																								
40	-	41,0	38,0	73,0	75,90																																																																																																																																																								
50	-	53,0	50,0	89,0	86,45																																																																																																																																																								
65	-	70,0	66,0	99,0	103,50																																																																																																																																																								
80	-	85,0	81,0	118,0	124,85																																																																																																																																																								
100	-	104,0	100,0	145,0	147,40																																																																																																																																																								
DN	A	B	C	D	316L																																																																																																																																																								
1/2"	38,0	12,70	9,40	34,0																																																																																																																																																									
3/4"	38,0	19,05	15,75	34,0																																																																																																																																																									
1"	38,5	25,40	22,10	50,5																																																																																																																																																									
1 1/2"	44,0	38,10	34,80	64,0	auf Anfrage																																																																																																																																																								
2"	44,5	50,80	47,50	77,5																																																																																																																																																									
2 1/2"	57,5	63,50	60,20	91,0																																																																																																																																																									
3"	58,5	76,20	72,90	106,0																																																																																																																																																									
4"	59,5	101,60	97,40	130,0																																																																																																																																																									
	<p><b>4294-Z Clampverbinding Normal Form A</b> DIN 11864, EPDM-O-Ring</p> <p style="text-align: right;">Zoll Preise in € je Einheit</p> <table border="1"> <thead> <tr> <th>DN</th> <th>A</th> <th>B</th> <th>C</th> <th>D</th> <th>316L</th> </tr> </thead> <tbody> <tr><td>1/2"</td><td>76</td><td>12,70</td><td>9,40</td><td>43</td><td></td></tr> <tr><td>3/4"</td><td>76</td><td>19,05</td><td>15,75</td><td>43</td><td></td></tr> <tr><td>1"</td><td>77</td><td>24,40</td><td>22,10</td><td>57</td><td></td></tr> <tr><td>1 1/2"</td><td>88</td><td>38,10</td><td>34,80</td><td>73</td><td>auf Anfrage</td></tr> <tr><td>2"</td><td>89</td><td>50,80</td><td>47,50</td><td>89</td><td></td></tr> <tr><td>2 1/2"</td><td>115</td><td>63,50</td><td>60,20</td><td>99</td><td></td></tr> <tr><td>3"</td><td>117</td><td>76,20</td><td>72,90</td><td>118</td><td></td></tr> <tr><td>4"</td><td>119</td><td>101,60</td><td>97,40</td><td>145</td><td></td></tr> </tbody> </table>	DN	A	B	C	D	316L	1/2"	76	12,70	9,40	43		3/4"	76	19,05	15,75	43		1"	77	24,40	22,10	57		1 1/2"	88	38,10	34,80	73	auf Anfrage	2"	89	50,80	47,50	89		2 1/2"	115	63,50	60,20	99		3"	117	76,20	72,90	118		4"	119	101,60	97,40	145			<p><b>4296KA Bundclampsutzen kurz</b> DIN 11864-3</p> <p style="text-align: right;">Zoll Preise in € je Einheit</p> <table border="1"> <thead> <tr> <th>DN</th> <th>A</th> <th>B</th> <th>C</th> <th>D</th> <th>316L</th> </tr> </thead> <tbody> <tr><td>1/2"</td><td>18,0</td><td>12,70</td><td>9,40</td><td>34,0</td><td></td></tr> <tr><td>3/4"</td><td>18,0</td><td>19,05</td><td>15,75</td><td>34,0</td><td></td></tr> <tr><td>1"</td><td>21,5</td><td>25,40</td><td>22,10</td><td>50,5</td><td></td></tr> <tr><td>1 1/2"</td><td>21,5</td><td>38,10</td><td>34,80</td><td>64,0</td><td>auf Anfrage</td></tr> <tr><td>2"</td><td>21,5</td><td>50,80</td><td>47,50</td><td>77,5</td><td></td></tr> <tr><td>2 1/2"</td><td>28,0</td><td>63,50</td><td>60,20</td><td>91,0</td><td></td></tr> <tr><td>3"</td><td>28,0</td><td>76,20</td><td>72,90</td><td>106,0</td><td></td></tr> <tr><td>4"</td><td>28,0</td><td>101,60</td><td>97,40</td><td>130,0</td><td></td></tr> </tbody> </table>	DN	A	B	C	D	316L	1/2"	18,0	12,70	9,40	34,0		3/4"	18,0	19,05	15,75	34,0		1"	21,5	25,40	22,10	50,5		1 1/2"	21,5	38,10	34,80	64,0	auf Anfrage	2"	21,5	50,80	47,50	77,5		2 1/2"	28,0	63,50	60,20	91,0		3"	28,0	76,20	72,90	106,0		4"	28,0	101,60	97,40	130,0																																															
DN	A	B	C	D	316L																																																																																																																																																								
1/2"	76	12,70	9,40	43																																																																																																																																																									
3/4"	76	19,05	15,75	43																																																																																																																																																									
1"	77	24,40	22,10	57																																																																																																																																																									
1 1/2"	88	38,10	34,80	73	auf Anfrage																																																																																																																																																								
2"	89	50,80	47,50	89																																																																																																																																																									
2 1/2"	115	63,50	60,20	99																																																																																																																																																									
3"	117	76,20	72,90	118																																																																																																																																																									
4"	119	101,60	97,40	145																																																																																																																																																									
DN	A	B	C	D	316L																																																																																																																																																								
1/2"	18,0	12,70	9,40	34,0																																																																																																																																																									
3/4"	18,0	19,05	15,75	34,0																																																																																																																																																									
1"	21,5	25,40	22,10	50,5																																																																																																																																																									
1 1/2"	21,5	38,10	34,80	64,0	auf Anfrage																																																																																																																																																								
2"	21,5	50,80	47,50	77,5																																																																																																																																																									
2 1/2"	28,0	63,50	60,20	91,0																																																																																																																																																									
3"	28,0	76,20	72,90	106,0																																																																																																																																																									
4"	28,0	101,60	97,40	130,0																																																																																																																																																									
	<p><b>4294 I Clampverbinding Normal Form A</b> DIN 11864-3, EPDM-O-Ring</p> <p style="text-align: right;">ISO Preise in € je Einheit</p> <table border="1"> <thead> <tr> <th>DN</th> <th>A</th> <th>B</th> <th>C</th> <th>D</th> <th>316L</th> </tr> </thead> <tbody> <tr><td>10</td><td>76,0</td><td>17,2</td><td>14,0</td><td>43,0</td><td></td></tr> <tr><td>15</td><td>76,0</td><td>21,3</td><td>18,1</td><td>43,0</td><td></td></tr> <tr><td>20</td><td>76,0</td><td>26,9</td><td>23,7</td><td>43,0</td><td></td></tr> <tr><td>25</td><td>77,0</td><td>33,7</td><td>29,7</td><td>57,0</td><td></td></tr> <tr><td>32</td><td>88,0</td><td>42,4</td><td>38,4</td><td>57,0</td><td></td></tr> <tr><td>40</td><td>88,0</td><td>48,3</td><td>44,3</td><td>73,0</td><td></td></tr> <tr><td>50</td><td>89,0</td><td>60,3</td><td>56,3</td><td>89,0</td><td></td></tr> <tr><td>65</td><td>113,0</td><td>76,1</td><td>72,1</td><td>99,0</td><td></td></tr> <tr><td>80</td><td>117,0</td><td>88,9</td><td>84,9</td><td>118,0</td><td></td></tr> <tr><td>100</td><td>120,0</td><td>114,3</td><td>109,1</td><td>145,0</td><td></td></tr> </tbody> </table>	DN	A	B	C	D	316L	10	76,0	17,2	14,0	43,0		15	76,0	21,3	18,1	43,0		20	76,0	26,9	23,7	43,0		25	77,0	33,7	29,7	57,0		32	88,0	42,4	38,4	57,0		40	88,0	48,3	44,3	73,0		50	89,0	60,3	56,3	89,0		65	113,0	76,1	72,1	99,0		80	117,0	88,9	84,9	118,0		100	120,0	114,3	109,1	145,0			<p style="text-align: right;">DIN Preise in € je Einheit</p> <table border="1"> <thead> <tr> <th>DN</th> <th>A</th> <th>B</th> <th>C</th> <th>D</th> <th>E</th> <th>304</th> <th>316L</th> </tr> </thead> <tbody> <tr><td></td><td></td><td></td><td></td><td></td><td></td><td></td><td></td></tr> <tr><td></td><td></td><td></td><td></td><td></td><td></td><td></td><td></td></tr> <tr><td></td><td></td><td></td><td></td><td></td><td></td><td></td><td></td></tr> <tr><td></td><td></td><td></td><td></td><td></td><td></td><td></td><td></td></tr> <tr><td></td><td></td><td></td><td></td><td></td><td></td><td></td><td></td></tr> <tr><td></td><td></td><td></td><td></td><td></td><td></td><td></td><td></td></tr> <tr><td></td><td></td><td></td><td></td><td></td><td></td><td></td><td></td></tr> <tr><td></td><td></td><td></td><td></td><td></td><td></td><td></td><td></td></tr> <tr><td></td><td></td><td></td><td></td><td></td><td></td><td></td><td></td></tr> <tr><td></td><td></td><td></td><td></td><td></td><td></td><td></td><td></td></tr> </tbody> </table>	DN	A	B	C	D	E	304	316L																																																																																
DN	A	B	C	D	316L																																																																																																																																																								
10	76,0	17,2	14,0	43,0																																																																																																																																																									
15	76,0	21,3	18,1	43,0																																																																																																																																																									
20	76,0	26,9	23,7	43,0																																																																																																																																																									
25	77,0	33,7	29,7	57,0																																																																																																																																																									
32	88,0	42,4	38,4	57,0																																																																																																																																																									
40	88,0	48,3	44,3	73,0																																																																																																																																																									
50	89,0	60,3	56,3	89,0																																																																																																																																																									
65	113,0	76,1	72,1	99,0																																																																																																																																																									
80	117,0	88,9	84,9	118,0																																																																																																																																																									
100	120,0	114,3	109,1	145,0																																																																																																																																																									
DN	A	B	C	D	E	304	316L																																																																																																																																																						
	<p><b>4296 Bundclampsutzen Normal</b> DIN 11864-3</p> <p style="text-align: right;">DIN Preise in € je Einheit</p> <table border="1"> <thead> <tr> <th>DN</th> <th>A</th> <th>B</th> <th>C</th> <th>D</th> <th>316L</th> </tr> </thead> <tbody> <tr><td>10</td><td>38,0</td><td>13,0</td><td>10,0</td><td>34,0</td><td>13,00</td></tr> <tr><td>15</td><td>38,0</td><td>19,0</td><td>16,0</td><td>34,0</td><td>13,00</td></tr> <tr><td>20</td><td>38,0</td><td>23,0</td><td>20,0</td><td>50,5</td><td>13,00</td></tr> <tr><td>25</td><td>38,5</td><td>29,0</td><td>26,0</td><td>50,5</td><td>15,30</td></tr> <tr><td>32</td><td>44,0</td><td>35,0</td><td>32,0</td><td>50,5</td><td>16,50</td></tr> <tr><td>40</td><td>44,0</td><td>41,0</td><td>38,0</td><td>64,0</td><td>19,80</td></tr> <tr><td>50</td><td>44,5</td><td>53,0</td><td>50,0</td><td>77,5</td><td>26,20</td></tr> <tr><td>65</td><td>56,5</td><td>70,0</td><td>66,0</td><td>91,0</td><td>41,55</td></tr> <tr><td>80</td><td>58,5</td><td>85,0</td><td>81,0</td><td>106,0</td><td>55,50</td></tr> <tr><td>100</td><td>60,0</td><td>104,0</td><td>100,0</td><td>130,0</td><td>66,00</td></tr> </tbody> </table>	DN	A	B	C	D	316L	10	38,0	13,0	10,0	34,0	13,00	15	38,0	19,0	16,0	34,0	13,00	20	38,0	23,0	20,0	50,5	13,00	25	38,5	29,0	26,0	50,5	15,30	32	44,0	35,0	32,0	50,5	16,50	40	44,0	41,0	38,0	64,0	19,80	50	44,5	53,0	50,0	77,5	26,20	65	56,5	70,0	66,0	91,0	41,55	80	58,5	85,0	81,0	106,0	55,50	100	60,0	104,0	100,0	130,0	66,00		<p style="text-align: right;">DIN Preise in € je Einheit</p> <table border="1"> <thead> <tr> <th>DN</th> <th>A</th> <th>B</th> <th>C</th> <th>D</th> <th>E</th> <th>304</th> <th>316L</th> </tr> </thead> <tbody> <tr><td></td><td></td><td></td><td></td><td></td><td></td><td></td><td></td></tr> <tr><td></td><td></td><td></td><td></td><td></td><td></td><td></td><td></td></tr> <tr><td></td><td></td><td></td><td></td><td></td><td></td><td></td><td></td></tr> <tr><td></td><td></td><td></td><td></td><td></td><td></td><td></td><td></td></tr> <tr><td></td><td></td><td></td><td></td><td></td><td></td><td></td><td></td></tr> <tr><td></td><td></td><td></td><td></td><td></td><td></td><td></td><td></td></tr> <tr><td></td><td></td><td></td><td></td><td></td><td></td><td></td><td></td></tr> <tr><td></td><td></td><td></td><td></td><td></td><td></td><td></td><td></td></tr> <tr><td></td><td></td><td></td><td></td><td></td><td></td><td></td><td></td></tr> <tr><td></td><td></td><td></td><td></td><td></td><td></td><td></td><td></td></tr> </tbody> </table>	DN	A	B	C	D	E	304	316L																																																																																
DN	A	B	C	D	316L																																																																																																																																																								
10	38,0	13,0	10,0	34,0	13,00																																																																																																																																																								
15	38,0	19,0	16,0	34,0	13,00																																																																																																																																																								
20	38,0	23,0	20,0	50,5	13,00																																																																																																																																																								
25	38,5	29,0	26,0	50,5	15,30																																																																																																																																																								
32	44,0	35,0	32,0	50,5	16,50																																																																																																																																																								
40	44,0	41,0	38,0	64,0	19,80																																																																																																																																																								
50	44,5	53,0	50,0	77,5	26,20																																																																																																																																																								
65	56,5	70,0	66,0	91,0	41,55																																																																																																																																																								
80	58,5	85,0	81,0	106,0	55,50																																																																																																																																																								
100	60,0	104,0	100,0	130,0	66,00																																																																																																																																																								
DN	A	B	C	D	E	304	316L																																																																																																																																																						





	<p><b>622 Durchgangsscheibenventil S-S</b></p> <p>Preise in € je Einheit</p> <table border="1"> <thead> <tr> <th>DN</th> <th>A</th> <th>B</th> <th>C</th> <th>D</th> <th>E</th> <th>304</th> <th>316L</th> </tr> </thead> <tbody> <tr><td>25</td><td>40</td><td></td><td>26</td><td>81</td><td></td><td>112,30</td><td>146,00</td></tr> <tr><td>32</td><td>42</td><td></td><td>32</td><td>84</td><td></td><td>118,80</td><td>154,20</td></tr> <tr><td>40</td><td>50</td><td></td><td>38</td><td>86</td><td></td><td>119,40</td><td>155,00</td></tr> <tr><td>50</td><td>50</td><td></td><td>50</td><td>92</td><td></td><td>127,90</td><td>166,30</td></tr> <tr><td>65</td><td>50</td><td></td><td>66</td><td>101</td><td></td><td>157,10</td><td>203,90</td></tr> <tr><td>80</td><td>60</td><td></td><td>81</td><td>114</td><td></td><td>228,80</td><td>289,40</td></tr> <tr><td>100</td><td>64</td><td></td><td>100</td><td>124</td><td></td><td>279,30</td><td>362,40</td></tr> <tr><td>125</td><td>112</td><td></td><td>125</td><td>143</td><td></td><td>641,40</td><td>831,90</td></tr> <tr><td>150</td><td>90</td><td></td><td>150</td><td>160</td><td></td><td>906,00</td><td>1207,90</td></tr> </tbody> </table>	DN	A	B	C	D	E	304	316L	25	40		26	81		112,30	146,00	32	42		32	84		118,80	154,20	40	50		38	86		119,40	155,00	50	50		50	92		127,90	166,30	65	50		66	101		157,10	203,90	80	60		81	114		228,80	289,40	100	64		100	124		279,30	362,40	125	112		125	143		641,40	831,90	150	90		150	160		906,00	1207,90		<p><b>622 p Durchgangsscheibenventil S-S mit pneum. Antrieb</b></p> <p>Preise in € je Einheit</p> <table border="1"> <thead> <tr> <th rowspan="2">DN</th> <th rowspan="2">A</th> <th rowspan="2">B</th> <th rowspan="2">C</th> <th rowspan="2">D</th> <th colspan="2">304</th> <th colspan="2">316L</th> </tr> <tr> <th>L/L</th> <th>L/F</th> <th>L/L</th> <th>L/F</th> </tr> </thead> <tbody> <tr><td>25</td><td>40</td><td>90</td><td>26</td><td>235</td><td>411,30</td><td>431,60</td><td>446,30</td><td>468,40</td></tr> <tr><td>32</td><td>42</td><td>90</td><td>32</td><td>238</td><td>419,30</td><td>439,50</td><td>455,40</td><td>476,90</td></tr> <tr><td>40</td><td>50</td><td>90</td><td>38</td><td>240</td><td>424,30</td><td>444,20</td><td>454,50</td><td>479,80</td></tr> <tr><td>50</td><td>50</td><td>90</td><td>50</td><td>246</td><td>427,10</td><td>450,60</td><td>467,50</td><td>488,40</td></tr> <tr><td>65</td><td>50</td><td>90</td><td>66</td><td>255</td><td>456,40</td><td>477,50</td><td>574,00</td><td>595,80</td></tr> <tr><td>80</td><td>60</td><td>90</td><td>81</td><td>263</td><td>510,40</td><td>532,80</td><td>655,20</td><td>679,80</td></tr> <tr><td>100</td><td>64</td><td>90</td><td>100</td><td>274</td><td>566,10</td><td>589,20</td><td>736,50</td><td>762,80</td></tr> </tbody> </table>	DN	A	B	C	D	304		316L		L/L	L/F	L/L	L/F	25	40	90	26	235	411,30	431,60	446,30	468,40	32	42	90	32	238	419,30	439,50	455,40	476,90	40	50	90	38	240	424,30	444,20	454,50	479,80	50	50	90	50	246	427,10	450,60	467,50	488,40	65	50	90	66	255	456,40	477,50	574,00	595,80	80	60	90	81	263	510,40	532,80	655,20	679,80	100	64	90	100	274	566,10	589,20	736,50	762,80																		
DN	A	B	C	D	E	304	316L																																																																																																																																																																										
25	40		26	81		112,30	146,00																																																																																																																																																																										
32	42		32	84		118,80	154,20																																																																																																																																																																										
40	50		38	86		119,40	155,00																																																																																																																																																																										
50	50		50	92		127,90	166,30																																																																																																																																																																										
65	50		66	101		157,10	203,90																																																																																																																																																																										
80	60		81	114		228,80	289,40																																																																																																																																																																										
100	64		100	124		279,30	362,40																																																																																																																																																																										
125	112		125	143		641,40	831,90																																																																																																																																																																										
150	90		150	160		906,00	1207,90																																																																																																																																																																										
DN	A	B	C	D	304		316L																																																																																																																																																																										
					L/L	L/F	L/L	L/F																																																																																																																																																																									
25	40	90	26	235	411,30	431,60	446,30	468,40																																																																																																																																																																									
32	42	90	32	238	419,30	439,50	455,40	476,90																																																																																																																																																																									
40	50	90	38	240	424,30	444,20	454,50	479,80																																																																																																																																																																									
50	50	90	50	246	427,10	450,60	467,50	488,40																																																																																																																																																																									
65	50	90	66	255	456,40	477,50	574,00	595,80																																																																																																																																																																									
80	60	90	81	263	510,40	532,80	655,20	679,80																																																																																																																																																																									
100	64	90	100	274	566,10	589,20	736,50	762,80																																																																																																																																																																									
	<p><b>623 Durchgangsscheibenventil S-S für Zoll-Rohre</b></p> <p>Preise in € je Einheit</p> <table border="1"> <thead> <tr> <th>DN</th> <th>A</th> <th>B</th> <th>C</th> <th>D</th> <th>E</th> <th>304</th> <th>316L</th> </tr> </thead> <tbody> <tr><td>1"</td><td>40</td><td></td><td>22.1</td><td>81</td><td></td><td>116,50</td><td>152,70</td></tr> <tr><td>1 1/2"</td><td>50</td><td></td><td>34.8</td><td>86</td><td></td><td>123,40</td><td>160,40</td></tr> <tr><td>2"</td><td>50</td><td></td><td>47.5</td><td>92</td><td></td><td>132,30</td><td>173,80</td></tr> <tr><td>2 1/2"</td><td>60</td><td></td><td>60.2</td><td>101</td><td></td><td>166,60</td><td>229,50</td></tr> <tr><td>3"</td><td>60</td><td></td><td>72.2</td><td>101</td><td></td><td>239,90</td><td>333,30</td></tr> <tr><td>4"</td><td>64</td><td></td><td>97.6</td><td>124</td><td></td><td>299,70</td><td>418,00</td></tr> </tbody> </table>	DN	A	B	C	D	E	304	316L	1"	40		22.1	81		116,50	152,70	1 1/2"	50		34.8	86		123,40	160,40	2"	50		47.5	92		132,30	173,80	2 1/2"	60		60.2	101		166,60	229,50	3"	60		72.2	101		239,90	333,30	4"	64		97.6	124		299,70	418,00		<p><b>623 pz Durchgangsscheibenventil S-S mit pneum. Antrieb für Zoll-Rohre</b></p> <p>Preise in € je Einheit</p> <table border="1"> <thead> <tr> <th rowspan="2">DN</th> <th rowspan="2">A</th> <th rowspan="2">B</th> <th rowspan="2">C</th> <th rowspan="2">D</th> <th colspan="2">304</th> <th colspan="2">316L</th> </tr> <tr> <th>L/L</th> <th>L/F</th> <th>L/L</th> <th>L/F</th> </tr> </thead> <tbody> <tr><td>1"</td><td>40</td><td>90</td><td>22.1</td><td>235</td><td></td><td></td><td></td><td></td></tr> <tr><td>1 1/2"</td><td>50</td><td>90</td><td>34.8</td><td>240</td><td></td><td></td><td></td><td></td></tr> <tr><td>2"</td><td>50</td><td>90</td><td>47.5</td><td>246</td><td></td><td></td><td></td><td></td></tr> <tr><td>2 1/2"</td><td>60</td><td>90</td><td>60.2</td><td>255</td><td></td><td></td><td></td><td></td></tr> <tr><td>3"</td><td>60</td><td>90</td><td>72.2</td><td>255</td><td></td><td></td><td></td><td></td></tr> <tr><td>4"</td><td>64</td><td>90</td><td>97.6</td><td>274</td><td></td><td></td><td></td><td></td></tr> </tbody> </table> <p style="text-align: center;">auf Anfrage</p>	DN	A	B	C	D	304		316L		L/L	L/F	L/L	L/F	1"	40	90	22.1	235					1 1/2"	50	90	34.8	240					2"	50	90	47.5	246					2 1/2"	60	90	60.2	255					3"	60	90	72.2	255					4"	64	90	97.6	274																																																							
DN	A	B	C	D	E	304	316L																																																																																																																																																																										
1"	40		22.1	81		116,50	152,70																																																																																																																																																																										
1 1/2"	50		34.8	86		123,40	160,40																																																																																																																																																																										
2"	50		47.5	92		132,30	173,80																																																																																																																																																																										
2 1/2"	60		60.2	101		166,60	229,50																																																																																																																																																																										
3"	60		72.2	101		239,90	333,30																																																																																																																																																																										
4"	64		97.6	124		299,70	418,00																																																																																																																																																																										
DN	A	B	C	D	304		316L																																																																																																																																																																										
					L/L	L/F	L/L	L/F																																																																																																																																																																									
1"	40	90	22.1	235																																																																																																																																																																													
1 1/2"	50	90	34.8	240																																																																																																																																																																													
2"	50	90	47.5	246																																																																																																																																																																													
2 1/2"	60	90	60.2	255																																																																																																																																																																													
3"	60	90	72.2	255																																																																																																																																																																													
4"	64	90	97.6	274																																																																																																																																																																													
	<p><b>652 Durchgangsscheibenventil G-S</b></p> <p>Preise in € je Einheit</p> <table border="1"> <thead> <tr> <th>DN</th> <th>A</th> <th>B</th> <th>C</th> <th>D</th> <th>E</th> <th>304</th> <th>316L</th> </tr> </thead> <tbody> <tr><td>25</td><td>52</td><td></td><td>26</td><td>81</td><td>Rd 52x1/6"</td><td>117,70</td><td>152,80</td></tr> <tr><td>32</td><td>53</td><td></td><td>32</td><td>84</td><td>Rd 58x1/6"</td><td>124,00</td><td>161,10</td></tr> <tr><td>40</td><td>61</td><td></td><td>38</td><td>86</td><td>Rd 65x1/6"</td><td>124,40</td><td>184,20</td></tr> <tr><td>50</td><td>61</td><td></td><td>50</td><td>92</td><td>Rd 78x1/6"</td><td>134,50</td><td>174,90</td></tr> <tr><td>65</td><td>63</td><td></td><td>66</td><td>101</td><td>Rd 95x1/6"</td><td>164,50</td><td>228,30</td></tr> <tr><td>80</td><td>80</td><td></td><td>81</td><td>114</td><td>Rd 110x1/4"</td><td>243,10</td><td>337,14</td></tr> <tr><td>100</td><td>84</td><td></td><td>100</td><td>124</td><td>Rd 130x1/4"</td><td>290,70</td><td>405,90</td></tr> <tr><td>125</td><td>112</td><td></td><td>125</td><td>143</td><td>Rd 160x1/4"</td><td>658,60</td><td>914,20</td></tr> <tr><td>150</td><td>101</td><td></td><td>150</td><td>160</td><td>Rd 190x1/4"</td><td></td><td>1288,50</td></tr> </tbody> </table>	DN	A	B	C	D	E	304	316L	25	52		26	81	Rd 52x1/6"	117,70	152,80	32	53		32	84	Rd 58x1/6"	124,00	161,10	40	61		38	86	Rd 65x1/6"	124,40	184,20	50	61		50	92	Rd 78x1/6"	134,50	174,90	65	63		66	101	Rd 95x1/6"	164,50	228,30	80	80		81	114	Rd 110x1/4"	243,10	337,14	100	84		100	124	Rd 130x1/4"	290,70	405,90	125	112		125	143	Rd 160x1/4"	658,60	914,20	150	101		150	160	Rd 190x1/4"		1288,50		<p><b>652 p Durchgangsscheibenventil G-S mit pneum. Antrieb</b></p> <p>Preise in € je Einheit</p> <table border="1"> <thead> <tr> <th rowspan="2">DN</th> <th rowspan="2">A</th> <th rowspan="2">B</th> <th rowspan="2">C</th> <th rowspan="2">D</th> <th colspan="2">304</th> <th colspan="2">316L</th> </tr> <tr> <th>L/L</th> <th>L/F</th> <th>L/L</th> <th>L/F</th> </tr> </thead> <tbody> <tr><td>25</td><td>52</td><td>90</td><td>26</td><td>235</td><td>416,00</td><td>437,80</td><td>451,90</td><td>474,00</td></tr> <tr><td>32</td><td>53</td><td>90</td><td>32</td><td>238</td><td>420,40</td><td>442,50</td><td>459,50</td><td>480,60</td></tr> <tr><td>40</td><td>61</td><td>90</td><td>38</td><td>240</td><td>423,90</td><td>445,90</td><td>461,60</td><td>483,40</td></tr> <tr><td>50</td><td>61</td><td>90</td><td>50</td><td>246</td><td>433,40</td><td>455,10</td><td>475,10</td><td>496,90</td></tr> <tr><td>65</td><td>63</td><td>90</td><td>66</td><td>255</td><td>464,00</td><td>485,90</td><td>514,20</td><td>536,00</td></tr> <tr><td>80</td><td>80</td><td>90</td><td>81</td><td>263</td><td>529,80</td><td>550,20</td><td>603,30</td><td>624,90</td></tr> <tr><td>100</td><td>84</td><td>90</td><td>100</td><td>274</td><td>576,60</td><td>599,00</td><td>668,30</td><td>689,30</td></tr> <tr><td>125</td><td>112</td><td>90</td><td>125</td><td>-</td><td></td><td></td><td></td><td></td></tr> <tr><td>150</td><td>101</td><td>90</td><td>150</td><td>-</td><td></td><td></td><td></td><td></td></tr> </tbody> </table>	DN	A	B	C	D	304		316L		L/L	L/F	L/L	L/F	25	52	90	26	235	416,00	437,80	451,90	474,00	32	53	90	32	238	420,40	442,50	459,50	480,60	40	61	90	38	240	423,90	445,90	461,60	483,40	50	61	90	50	246	433,40	455,10	475,10	496,90	65	63	90	66	255	464,00	485,90	514,20	536,00	80	80	90	81	263	529,80	550,20	603,30	624,90	100	84	90	100	274	576,60	599,00	668,30	689,30	125	112	90	125	-					150	101	90	150	-				
DN	A	B	C	D	E	304	316L																																																																																																																																																																										
25	52		26	81	Rd 52x1/6"	117,70	152,80																																																																																																																																																																										
32	53		32	84	Rd 58x1/6"	124,00	161,10																																																																																																																																																																										
40	61		38	86	Rd 65x1/6"	124,40	184,20																																																																																																																																																																										
50	61		50	92	Rd 78x1/6"	134,50	174,90																																																																																																																																																																										
65	63		66	101	Rd 95x1/6"	164,50	228,30																																																																																																																																																																										
80	80		81	114	Rd 110x1/4"	243,10	337,14																																																																																																																																																																										
100	84		100	124	Rd 130x1/4"	290,70	405,90																																																																																																																																																																										
125	112		125	143	Rd 160x1/4"	658,60	914,20																																																																																																																																																																										
150	101		150	160	Rd 190x1/4"		1288,50																																																																																																																																																																										
DN	A	B	C	D	304		316L																																																																																																																																																																										
					L/L	L/F	L/L	L/F																																																																																																																																																																									
25	52	90	26	235	416,00	437,80	451,90	474,00																																																																																																																																																																									
32	53	90	32	238	420,40	442,50	459,50	480,60																																																																																																																																																																									
40	61	90	38	240	423,90	445,90	461,60	483,40																																																																																																																																																																									
50	61	90	50	246	433,40	455,10	475,10	496,90																																																																																																																																																																									
65	63	90	66	255	464,00	485,90	514,20	536,00																																																																																																																																																																									
80	80	90	81	263	529,80	550,20	603,30	624,90																																																																																																																																																																									
100	84	90	100	274	576,60	599,00	668,30	689,30																																																																																																																																																																									
125	112	90	125	-																																																																																																																																																																													
150	101	90	150	-																																																																																																																																																																													
	<p><b>653 Durchgangsscheibenventil G-S für Zollrohre</b></p> <p>Preise in € je Einheit</p> <table border="1"> <thead> <tr> <th>DN</th> <th>A</th> <th>B</th> <th>C</th> <th>D</th> <th>E</th> <th>304</th> <th>316L</th> </tr> </thead> <tbody> <tr><td>1"</td><td>52</td><td></td><td>22.1</td><td>81</td><td>Rd 52x1/6"</td><td>121,10</td><td>158,50</td></tr> <tr><td>1 1/2"</td><td>61</td><td></td><td>34.8</td><td>86</td><td>Rd 65x1/6"</td><td>127,20</td><td>166,50</td></tr> <tr><td>2"</td><td>61</td><td></td><td>47.5</td><td>92</td><td>Rd 78x1/6"</td><td>140,20</td><td>182,40</td></tr> <tr><td>2 1/2"</td><td>68</td><td></td><td>60.2</td><td>101</td><td>Rd 95x1/6"</td><td>169,90</td><td>237,00</td></tr> <tr><td>3"</td><td>100</td><td></td><td>72.2</td><td>101</td><td>Rd 110x1/4"</td><td>258,20</td><td>359,00</td></tr> <tr><td>4"</td><td>84</td><td></td><td>97.6</td><td>124</td><td>Rd 130x1/4"</td><td>316,40</td><td>442,10</td></tr> </tbody> </table>	DN	A	B	C	D	E	304	316L	1"	52		22.1	81	Rd 52x1/6"	121,10	158,50	1 1/2"	61		34.8	86	Rd 65x1/6"	127,20	166,50	2"	61		47.5	92	Rd 78x1/6"	140,20	182,40	2 1/2"	68		60.2	101	Rd 95x1/6"	169,90	237,00	3"	100		72.2	101	Rd 110x1/4"	258,20	359,00	4"	84		97.6	124	Rd 130x1/4"	316,40	442,10		<p><b>653 pz Durchgangsscheibenventil G-S mit pneum. Antrieb für Zoll-Rohre</b></p> <p>Preise in € je Einheit</p> <table border="1"> <thead> <tr> <th rowspan="2">DN</th> <th rowspan="2">A</th> <th rowspan="2">B</th> <th rowspan="2">C</th> <th rowspan="2">D</th> <th colspan="2">304</th> <th colspan="2">316L</th> </tr> <tr> <th>L/L</th> <th>L/F</th> <th>L/L</th> <th>L/F</th> </tr> </thead> <tbody> <tr><td>1"</td><td>52</td><td>90</td><td>22.1</td><td>235</td><td></td><td></td><td></td><td></td></tr> <tr><td>1 1/2"</td><td>61</td><td>90</td><td>34.8</td><td>240</td><td></td><td></td><td></td><td></td></tr> <tr><td>2"</td><td>61</td><td>90</td><td>47.5</td><td>246</td><td></td><td></td><td></td><td></td></tr> <tr><td>2 1/2"</td><td>68</td><td>90</td><td>60.2</td><td>255</td><td></td><td></td><td></td><td></td></tr> <tr><td>3"</td><td>100</td><td>90</td><td>72.2</td><td>255</td><td></td><td></td><td></td><td></td></tr> <tr><td>4"</td><td>84</td><td>90</td><td>97.6</td><td>274</td><td></td><td></td><td></td><td></td></tr> </tbody> </table> <p style="text-align: center;">auf Anfrage</p>	DN	A	B	C	D	304		316L		L/L	L/F	L/L	L/F	1"	52	90	22.1	235					1 1/2"	61	90	34.8	240					2"	61	90	47.5	246					2 1/2"	68	90	60.2	255					3"	100	90	72.2	255					4"	84	90	97.6	274																																																							
DN	A	B	C	D	E	304	316L																																																																																																																																																																										
1"	52		22.1	81	Rd 52x1/6"	121,10	158,50																																																																																																																																																																										
1 1/2"	61		34.8	86	Rd 65x1/6"	127,20	166,50																																																																																																																																																																										
2"	61		47.5	92	Rd 78x1/6"	140,20	182,40																																																																																																																																																																										
2 1/2"	68		60.2	101	Rd 95x1/6"	169,90	237,00																																																																																																																																																																										
3"	100		72.2	101	Rd 110x1/4"	258,20	359,00																																																																																																																																																																										
4"	84		97.6	124	Rd 130x1/4"	316,40	442,10																																																																																																																																																																										
DN	A	B	C	D	304		316L																																																																																																																																																																										
					L/L	L/F	L/L	L/F																																																																																																																																																																									
1"	52	90	22.1	235																																																																																																																																																																													
1 1/2"	61	90	34.8	240																																																																																																																																																																													
2"	61	90	47.5	246																																																																																																																																																																													
2 1/2"	68	90	60.2	255																																																																																																																																																																													
3"	100	90	72.2	255																																																																																																																																																																													
4"	84	90	97.6	274																																																																																																																																																																													
	<p><b>655 Durchgangsscheibenventil G-G</b></p> <p>Preise in € je Einheit</p> <table border="1"> <thead> <tr> <th>DN</th> <th>A</th> <th>B</th> <th>C</th> <th>D</th> <th>E</th> <th>304</th> <th>316L</th> </tr> </thead> <tbody> <tr><td>25</td><td>64</td><td></td><td>26</td><td>81</td><td></td><td>122,65</td><td>159,50</td></tr> <tr><td>32</td><td>64</td><td></td><td>32</td><td>84</td><td></td><td>126,70</td><td>164,80</td></tr> <tr><td>40</td><td>72</td><td></td><td>38</td><td>86</td><td></td><td>128,90</td><td>167,60</td></tr> <tr><td>50</td><td>72</td><td></td><td>50</td><td>92</td><td></td><td>141,10</td><td>183,40</td></tr> <tr><td>65</td><td>76</td><td></td><td>66</td><td>101</td><td></td><td>167,10</td><td>231,70</td></tr> <tr><td>80</td><td>100</td><td></td><td>81</td><td>114</td><td></td><td>249,00</td><td>345,20</td></tr> <tr><td>100</td><td>104</td><td></td><td>100</td><td>124</td><td></td><td>301,70</td><td>418,50</td></tr> <tr><td>125</td><td>112</td><td></td><td>125</td><td>143</td><td></td><td>647,10</td><td>896,60</td></tr> <tr><td>150</td><td>112</td><td></td><td>150</td><td>160</td><td></td><td></td><td>1245,50</td></tr> </tbody> </table>	DN	A	B	C	D	E	304	316L	25	64		26	81		122,65	159,50	32	64		32	84		126,70	164,80	40	72		38	86		128,90	167,60	50	72		50	92		141,10	183,40	65	76		66	101		167,10	231,70	80	100		81	114		249,00	345,20	100	104		100	124		301,70	418,50	125	112		125	143		647,10	896,60	150	112		150	160			1245,50		<p><b>655 p Durchgangsscheibenventil G-G mit pneum. Antrieb</b></p> <p>Preise in € je Einheit</p> <table border="1"> <thead> <tr> <th rowspan="2">DN</th> <th rowspan="2">A</th> <th rowspan="2">B</th> <th rowspan="2">C</th> <th rowspan="2">D</th> <th colspan="2">304</th> <th colspan="2">316L</th> </tr> <tr> <th>L/L</th> <th>L/F</th> <th>L/L</th> <th>L/F</th> </tr> </thead> <tbody> <tr><td>25</td><td>64</td><td></td><td>26</td><td>235</td><td>421,20</td><td>443,10</td><td>458,40</td><td>479,80</td></tr> <tr><td>32</td><td>64</td><td></td><td>32</td><td>238</td><td>424,00</td><td>446,20</td><td>464,00</td><td>486,20</td></tr> <tr><td>40</td><td>72</td><td></td><td>38</td><td>240</td><td>431,30</td><td>451,60</td><td>467,60</td><td>489,20</td></tr> <tr><td>50</td><td>72</td><td></td><td>50</td><td>246</td><td>439,40</td><td>461,60</td><td>487,20</td><td>503,90</td></tr> <tr><td>65</td><td>76</td><td></td><td>66</td><td>255</td><td>467,50</td><td>489,20</td><td>575,70</td><td>602,40</td></tr> <tr><td>80</td><td>100</td><td></td><td>81</td><td>263</td><td>534,50</td><td>556,30</td><td>677,50</td><td>715,20</td></tr> <tr><td>100</td><td>104</td><td></td><td>100</td><td>274</td><td>588,90</td><td>610,80</td><td>771,40</td><td>794,70</td></tr> <tr><td>125</td><td>112</td><td></td><td>125</td><td>-</td><td></td><td></td><td></td><td></td></tr> <tr><td>150</td><td>112</td><td></td><td>150</td><td>-</td><td></td><td></td><td></td><td></td></tr> </tbody> </table>	DN	A	B	C	D	304		316L		L/L	L/F	L/L	L/F	25	64		26	235	421,20	443,10	458,40	479,80	32	64		32	238	424,00	446,20	464,00	486,20	40	72		38	240	431,30	451,60	467,60	489,20	50	72		50	246	439,40	461,60	487,20	503,90	65	76		66	255	467,50	489,20	575,70	602,40	80	100		81	263	534,50	556,30	677,50	715,20	100	104		100	274	588,90	610,80	771,40	794,70	125	112		125	-					150	112		150	-				
DN	A	B	C	D	E	304	316L																																																																																																																																																																										
25	64		26	81		122,65	159,50																																																																																																																																																																										
32	64		32	84		126,70	164,80																																																																																																																																																																										
40	72		38	86		128,90	167,60																																																																																																																																																																										
50	72		50	92		141,10	183,40																																																																																																																																																																										
65	76		66	101		167,10	231,70																																																																																																																																																																										
80	100		81	114		249,00	345,20																																																																																																																																																																										
100	104		100	124		301,70	418,50																																																																																																																																																																										
125	112		125	143		647,10	896,60																																																																																																																																																																										
150	112		150	160			1245,50																																																																																																																																																																										
DN	A	B	C	D	304		316L																																																																																																																																																																										
					L/L	L/F	L/L	L/F																																																																																																																																																																									
25	64		26	235	421,20	443,10	458,40	479,80																																																																																																																																																																									
32	64		32	238	424,00	446,20	464,00	486,20																																																																																																																																																																									
40	72		38	240	431,30	451,60	467,60	489,20																																																																																																																																																																									
50	72		50	246	439,40	461,60	487,20	503,90																																																																																																																																																																									
65	76		66	255	467,50	489,20	575,70	602,40																																																																																																																																																																									
80	100		81	263	534,50	556,30	677,50	715,20																																																																																																																																																																									
100	104		100	274	588,90	610,80	771,40	794,70																																																																																																																																																																									
125	112		125	-																																																																																																																																																																													
150	112		150	-																																																																																																																																																																													

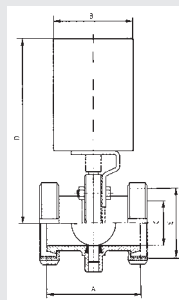
	<p><b>656 Durchgangsscheibenventil KM-G</b></p> <p>Preise in € je Einheit</p> <table border="1"> <thead> <tr> <th>DN</th> <th>A</th> <th>B</th> <th>C</th> <th>D</th> <th>E</th> <th>304</th> <th>316L</th> </tr> </thead> <tbody> <tr><td>25</td><td>74</td><td></td><td>26</td><td>81</td><td>Rd 52x1/6"</td><td>144,10</td><td>188,10</td></tr> <tr><td>32</td><td>78</td><td></td><td>32</td><td>84</td><td>Rd 58x1/6"</td><td>152,00</td><td>198,20</td></tr> <tr><td>40</td><td>87</td><td></td><td>38</td><td>86</td><td>Rd 65x1/6"</td><td>155,00</td><td>201,40</td></tr> <tr><td>50</td><td>89</td><td></td><td>50</td><td>92</td><td>Rd 78x1/6"</td><td>168,00</td><td>218,30</td></tr> <tr><td>65</td><td>95</td><td></td><td>66</td><td>101</td><td>Rd 95x1/6"</td><td>213,10</td><td>307,60</td></tr> <tr><td>80</td><td>117</td><td></td><td>81</td><td>114</td><td>Rd 110x1/4"</td><td>296,40</td><td>428,30</td></tr> <tr><td>100</td><td>128</td><td></td><td>100</td><td>124</td><td>Rd 130x1/4"</td><td>378,90</td><td>548,40</td></tr> <tr><td>125</td><td>146</td><td></td><td>125</td><td>143</td><td>Rd 160x1/4"</td><td>705,10</td><td>1119,80</td></tr> <tr><td>150</td><td></td><td></td><td>150</td><td>160</td><td>Rd 190x1/4"</td><td>1202,00</td><td>1735,20</td></tr> </tbody> </table>	DN	A	B	C	D	E	304	316L	25	74		26	81	Rd 52x1/6"	144,10	188,10	32	78		32	84	Rd 58x1/6"	152,00	198,20	40	87		38	86	Rd 65x1/6"	155,00	201,40	50	89		50	92	Rd 78x1/6"	168,00	218,30	65	95		66	101	Rd 95x1/6"	213,10	307,60	80	117		81	114	Rd 110x1/4"	296,40	428,30	100	128		100	124	Rd 130x1/4"	378,90	548,40	125	146		125	143	Rd 160x1/4"	705,10	1119,80	150			150	160	Rd 190x1/4"	1202,00	1735,20		<p><b>656 p Durchgangsscheibenventil KM-G mit pneum. Antrieb</b></p> <p>Preise in € je Einheit</p> <table border="1"> <thead> <tr> <th rowspan="2">DN</th> <th rowspan="2">A</th> <th rowspan="2">B</th> <th rowspan="2">C</th> <th rowspan="2">D</th> <th colspan="2">304</th> <th colspan="2">316L</th> </tr> <tr> <th>L/L</th> <th>L/F</th> <th>L/L</th> <th>L/F</th> </tr> </thead> <tbody> <tr><td>25</td><td>74</td><td></td><td>26</td><td>235</td><td>442,80</td><td>464,80</td><td>486,30</td><td>508,40</td></tr> <tr><td>32</td><td>78</td><td></td><td>32</td><td>238</td><td>451,90</td><td>473,10</td><td>498,70</td><td>519,50</td></tr> <tr><td>40</td><td>87</td><td></td><td>38</td><td>240</td><td>455,00</td><td>475,90</td><td>502,80</td><td>523,60</td></tr> <tr><td>50</td><td>89</td><td></td><td>50</td><td>246</td><td>467,50</td><td>489,20</td><td>519,80</td><td>541,70</td></tr> <tr><td>65</td><td>95</td><td></td><td>66</td><td>255</td><td>514,20</td><td>535,70</td><td>579,40</td><td>601,50</td></tr> <tr><td>80</td><td>117</td><td></td><td>81</td><td>263</td><td>582,70</td><td>605,10</td><td>673,90</td><td>699,00</td></tr> <tr><td>100</td><td>128</td><td></td><td>100</td><td>274</td><td>667,70</td><td>689,20</td><td>785,00</td><td>897,30</td></tr> <tr><td>125</td><td>146</td><td></td><td>125</td><td>-</td><td>-</td><td>-</td><td>-</td><td>-</td></tr> <tr><td>150</td><td>138</td><td></td><td>150</td><td>-</td><td>-</td><td>-</td><td>-</td><td>-</td></tr> </tbody> </table>	DN	A	B	C	D	304		316L		L/L	L/F	L/L	L/F	25	74		26	235	442,80	464,80	486,30	508,40	32	78		32	238	451,90	473,10	498,70	519,50	40	87		38	240	455,00	475,90	502,80	523,60	50	89		50	246	467,50	489,20	519,80	541,70	65	95		66	255	514,20	535,70	579,40	601,50	80	117		81	263	582,70	605,10	673,90	699,00	100	128		100	274	667,70	689,20	785,00	897,30	125	146		125	-	-	-	-	-	150	138		150	-	-	-	-	-
DN	A	B	C	D	E	304	316L																																																																																																																																																																										
25	74		26	81	Rd 52x1/6"	144,10	188,10																																																																																																																																																																										
32	78		32	84	Rd 58x1/6"	152,00	198,20																																																																																																																																																																										
40	87		38	86	Rd 65x1/6"	155,00	201,40																																																																																																																																																																										
50	89		50	92	Rd 78x1/6"	168,00	218,30																																																																																																																																																																										
65	95		66	101	Rd 95x1/6"	213,10	307,60																																																																																																																																																																										
80	117		81	114	Rd 110x1/4"	296,40	428,30																																																																																																																																																																										
100	128		100	124	Rd 130x1/4"	378,90	548,40																																																																																																																																																																										
125	146		125	143	Rd 160x1/4"	705,10	1119,80																																																																																																																																																																										
150			150	160	Rd 190x1/4"	1202,00	1735,20																																																																																																																																																																										
DN	A	B	C	D	304		316L																																																																																																																																																																										
					L/L	L/F	L/L	L/F																																																																																																																																																																									
25	74		26	235	442,80	464,80	486,30	508,40																																																																																																																																																																									
32	78		32	238	451,90	473,10	498,70	519,50																																																																																																																																																																									
40	87		38	240	455,00	475,90	502,80	523,60																																																																																																																																																																									
50	89		50	246	467,50	489,20	519,80	541,70																																																																																																																																																																									
65	95		66	255	514,20	535,70	579,40	601,50																																																																																																																																																																									
80	117		81	263	582,70	605,10	673,90	699,00																																																																																																																																																																									
100	128		100	274	667,70	689,20	785,00	897,30																																																																																																																																																																									
125	146		125	-	-	-	-	-																																																																																																																																																																									
150	138		150	-	-	-	-	-																																																																																																																																																																									
	<p><b>644 Durchgangsscheibenventil TC-TC</b></p> <p>Preise in € je Einheit</p> <table border="1"> <thead> <tr> <th>DN</th> <th>A</th> <th>B</th> <th>C</th> <th>D</th> <th>E</th> <th>304</th> <th>316L</th> </tr> </thead> <tbody> <tr><td>25</td><td>64</td><td></td><td>26</td><td>81</td><td></td><td>133,60</td><td>175,20</td></tr> <tr><td>40</td><td>72</td><td></td><td>38</td><td>86</td><td></td><td>141,70</td><td>213,00</td></tr> <tr><td>50</td><td>72</td><td></td><td>50</td><td>92</td><td></td><td>156,10</td><td>203,60</td></tr> <tr><td>65</td><td>80</td><td></td><td>66</td><td>101</td><td></td><td>281,50</td><td>407,20</td></tr> <tr><td>80</td><td>84</td><td></td><td>81</td><td>114</td><td></td><td>357,00</td><td>523,20</td></tr> <tr><td>100</td><td>102</td><td></td><td>100</td><td>124</td><td></td><td></td><td></td></tr> </tbody> </table>	DN	A	B	C	D	E	304	316L	25	64		26	81		133,60	175,20	40	72		38	86		141,70	213,00	50	72		50	92		156,10	203,60	65	80		66	101		281,50	407,20	80	84		81	114		357,00	523,20	100	102		100	124					<p><b>644 p Durchgangsscheibenventil TC-TC mit pneum. Antrieb</b></p> <p>Preise in € je Einheit</p> <table border="1"> <thead> <tr> <th rowspan="2">DN</th> <th rowspan="2">A</th> <th rowspan="2">B</th> <th rowspan="2">C</th> <th rowspan="2">D</th> <th colspan="2">304</th> <th colspan="2">316L</th> </tr> <tr> <th>L/L</th> <th>L/F</th> <th>L/L</th> <th>L/F</th> </tr> </thead> <tbody> <tr><td>25</td><td>64</td><td>90</td><td>26</td><td>235</td><td>433,10</td><td>456,00</td><td>476,70</td><td>497,10</td></tr> <tr><td>40</td><td>72</td><td>90</td><td>38</td><td>240</td><td>440,10</td><td>463,80</td><td>486,00</td><td>506,90</td></tr> <tr><td>50</td><td>72</td><td>90</td><td>50</td><td>246</td><td>454,70</td><td>477,20</td><td>503,90</td><td>532,80</td></tr> <tr><td>65</td><td>80</td><td>90</td><td>66</td><td>255</td><td>494,20</td><td>507,90</td><td>543,20</td><td>565,70</td></tr> <tr><td>80</td><td>84</td><td>90</td><td>81</td><td>263</td><td>564,50</td><td>585,70</td><td>646,20</td><td>672,40</td></tr> <tr><td>100</td><td>102</td><td>90</td><td>100</td><td>274</td><td>640,20</td><td>662,30</td><td>776,20</td><td>803,40</td></tr> </tbody> </table>	DN	A	B	C	D	304		316L		L/L	L/F	L/L	L/F	25	64	90	26	235	433,10	456,00	476,70	497,10	40	72	90	38	240	440,10	463,80	486,00	506,90	50	72	90	50	246	454,70	477,20	503,90	532,80	65	80	90	66	255	494,20	507,90	543,20	565,70	80	84	90	81	263	564,50	585,70	646,20	672,40	100	102	90	100	274	640,20	662,30	776,20	803,40																																																			
DN	A	B	C	D	E	304	316L																																																																																																																																																																										
25	64		26	81		133,60	175,20																																																																																																																																																																										
40	72		38	86		141,70	213,00																																																																																																																																																																										
50	72		50	92		156,10	203,60																																																																																																																																																																										
65	80		66	101		281,50	407,20																																																																																																																																																																										
80	84		81	114		357,00	523,20																																																																																																																																																																										
100	102		100	124																																																																																																																																																																													
DN	A	B	C	D	304		316L																																																																																																																																																																										
					L/L	L/F	L/L	L/F																																																																																																																																																																									
25	64	90	26	235	433,10	456,00	476,70	497,10																																																																																																																																																																									
40	72	90	38	240	440,10	463,80	486,00	506,90																																																																																																																																																																									
50	72	90	50	246	454,70	477,20	503,90	532,80																																																																																																																																																																									
65	80	90	66	255	494,20	507,90	543,20	565,70																																																																																																																																																																									
80	84	90	81	263	564,50	585,70	646,20	672,40																																																																																																																																																																									
100	102	90	100	274	640,20	662,30	776,20	803,40																																																																																																																																																																									
	<p><b>644 z Durchgangsscheibenventil TC-TC Zoll</b></p> <p>Preise in € je Einheit</p> <table border="1"> <thead> <tr> <th>DN</th> <th>A</th> <th>B</th> <th>C</th> <th>D</th> <th>E</th> <th>304</th> <th>316L</th> </tr> </thead> <tbody> <tr><td>1"</td><td>64</td><td></td><td>22.1</td><td>81</td><td></td><td>141,30</td><td>197,30</td></tr> <tr><td>1 1/2"</td><td>72</td><td></td><td>34.8</td><td>88</td><td></td><td>149,70</td><td>208,90</td></tr> <tr><td>2"</td><td>72</td><td></td><td>47.5</td><td>94</td><td></td><td>163,70</td><td>228,00</td></tr> <tr><td>2 1/2"</td><td>76</td><td></td><td>60.2</td><td>103</td><td></td><td>194,20</td><td>293,50</td></tr> <tr><td>3"</td><td>80</td><td></td><td>72.2</td><td>106</td><td></td><td>291,10</td><td>440,60</td></tr> <tr><td>4"</td><td>102</td><td></td><td>97.6</td><td>124</td><td></td><td>371,80</td><td>563,00</td></tr> </tbody> </table>	DN	A	B	C	D	E	304	316L	1"	64		22.1	81		141,30	197,30	1 1/2"	72		34.8	88		149,70	208,90	2"	72		47.5	94		163,70	228,00	2 1/2"	76		60.2	103		194,20	293,50	3"	80		72.2	106		291,10	440,60	4"	102		97.6	124		371,80	563,00		<p><b>644 pz Durchgangsscheibenventil TC-TC mit pneum. Antrieb für Zoll-Rohre</b></p> <p>Preise in € je Einheit</p> <table border="1"> <thead> <tr> <th rowspan="2">DN</th> <th rowspan="2">A</th> <th rowspan="2">B</th> <th rowspan="2">C</th> <th rowspan="2">D</th> <th colspan="2">304</th> <th colspan="2">316L</th> </tr> <tr> <th>L/L</th> <th>L/F</th> <th>L/L</th> <th>L/F</th> </tr> </thead> <tbody> <tr><td>1"</td><td>64</td><td>90</td><td>22.1</td><td>235</td><td>453,90</td><td>479,00</td><td>500,40</td><td>522,60</td></tr> <tr><td>1 1/2"</td><td>72</td><td>90</td><td>34.8</td><td>240</td><td>461,90</td><td>488,40</td><td>511,90</td><td>533,00</td></tr> <tr><td>2"</td><td>72</td><td>90</td><td>47.5</td><td>246</td><td>478,50</td><td>503,10</td><td>530,40</td><td>561,60</td></tr> <tr><td>2 1/2"</td><td>76</td><td>90</td><td>60.2</td><td>255</td><td>521,00</td><td>535,40</td><td>571,10</td><td>597,10</td></tr> <tr><td>3"</td><td>80</td><td>90</td><td>72.2</td><td>263</td><td>594,80</td><td>620,10</td><td>673,50</td><td>707,70</td></tr> <tr><td>4"</td><td>102</td><td>90</td><td>97.6</td><td>274</td><td>673,60</td><td>697,10</td><td>818,00</td><td>846,00</td></tr> </tbody> </table>	DN	A	B	C	D	304		316L		L/L	L/F	L/L	L/F	1"	64	90	22.1	235	453,90	479,00	500,40	522,60	1 1/2"	72	90	34.8	240	461,90	488,40	511,90	533,00	2"	72	90	47.5	246	478,50	503,10	530,40	561,60	2 1/2"	76	90	60.2	255	521,00	535,40	571,10	597,10	3"	80	90	72.2	263	594,80	620,10	673,50	707,70	4"	102	90	97.6	274	673,60	697,10	818,00	846,00																																																			
DN	A	B	C	D	E	304	316L																																																																																																																																																																										
1"	64		22.1	81		141,30	197,30																																																																																																																																																																										
1 1/2"	72		34.8	88		149,70	208,90																																																																																																																																																																										
2"	72		47.5	94		163,70	228,00																																																																																																																																																																										
2 1/2"	76		60.2	103		194,20	293,50																																																																																																																																																																										
3"	80		72.2	106		291,10	440,60																																																																																																																																																																										
4"	102		97.6	124		371,80	563,00																																																																																																																																																																										
DN	A	B	C	D	304		316L																																																																																																																																																																										
					L/L	L/F	L/L	L/F																																																																																																																																																																									
1"	64	90	22.1	235	453,90	479,00	500,40	522,60																																																																																																																																																																									
1 1/2"	72	90	34.8	240	461,90	488,40	511,90	533,00																																																																																																																																																																									
2"	72	90	47.5	246	478,50	503,10	530,40	561,60																																																																																																																																																																									
2 1/2"	76	90	60.2	255	521,00	535,40	571,10	597,10																																																																																																																																																																									
3"	80	90	72.2	263	594,80	620,10	673,50	707,70																																																																																																																																																																									
4"	102	90	97.6	274	673,60	697,10	818,00	846,00																																																																																																																																																																									
	<p><b>662 Durchgangsscheibenventil KM-S</b></p> <p>Preise in € je Einheit</p> <table border="1"> <thead> <tr> <th>DN</th> <th>A</th> <th>B</th> <th>C</th> <th>D</th> <th>E</th> <th>304</th> <th>316L</th> </tr> </thead> <tbody> <tr><td>25</td><td>64</td><td></td><td>26</td><td>81</td><td>Rd 52x1/6"</td><td>141,70</td><td>198,20</td></tr> <tr><td>32</td><td>67</td><td></td><td>32</td><td>84</td><td>Rd 58x1/6"</td><td>150,70</td><td>210,50</td></tr> <tr><td>40</td><td>76</td><td></td><td>38</td><td>86</td><td>Rd 65x1/6"</td><td>151,60</td><td>212,00</td></tr> <tr><td>50</td><td>78</td><td></td><td>50</td><td>92</td><td>Rd 78x1/6"</td><td>162,80</td><td>227,70</td></tr> <tr><td>65</td><td>82</td><td></td><td>66</td><td>101</td><td>Rd 95x1/6"</td><td>212,90</td><td>298,40</td></tr> <tr><td>80</td><td>97</td><td></td><td>81</td><td>114</td><td>Rd 110x1/4"</td><td>298,00</td><td>417,90</td></tr> <tr><td>100</td><td>108</td><td></td><td>100</td><td>124</td><td>Rd 130x1/4"</td><td>374,60</td><td>525,90</td></tr> <tr><td>125</td><td>146</td><td></td><td>125</td><td>143</td><td>Rd 160x1/4"</td><td></td><td></td></tr> <tr><td>150</td><td></td><td></td><td>150</td><td>160</td><td>Rd 190x1/4"</td><td></td><td></td></tr> </tbody> </table>	DN	A	B	C	D	E	304	316L	25	64		26	81	Rd 52x1/6"	141,70	198,20	32	67		32	84	Rd 58x1/6"	150,70	210,50	40	76		38	86	Rd 65x1/6"	151,60	212,00	50	78		50	92	Rd 78x1/6"	162,80	227,70	65	82		66	101	Rd 95x1/6"	212,90	298,40	80	97		81	114	Rd 110x1/4"	298,00	417,90	100	108		100	124	Rd 130x1/4"	374,60	525,90	125	146		125	143	Rd 160x1/4"			150			150	160	Rd 190x1/4"				<p><b>662 p Durchgangsscheibenventil KM-S mit pneum. Antrieb</b></p> <p>Preise in € je Einheit</p> <table border="1"> <thead> <tr> <th rowspan="2">DN</th> <th rowspan="2">A</th> <th rowspan="2">B</th> <th rowspan="2">C</th> <th rowspan="2">D</th> <th colspan="2">304</th> <th colspan="2">316L</th> </tr> <tr> <th>L/L</th> <th>L/F</th> <th>L/L</th> <th>L/F</th> </tr> </thead> <tbody> <tr><td>25</td><td>64</td><td>90</td><td>26</td><td>235</td><td>449,60</td><td>472,00</td><td></td><td></td></tr> <tr><td>32</td><td>67</td><td>90</td><td>32</td><td>238</td><td>462,80</td><td>484,10</td><td></td><td></td></tr> <tr><td>40</td><td>76</td><td>90</td><td>38</td><td>240</td><td>465,10</td><td>486,70</td><td></td><td></td></tr> <tr><td>50</td><td>78</td><td>90</td><td>50</td><td>246</td><td>481,10</td><td>500,20</td><td></td><td></td></tr> <tr><td>65</td><td>82</td><td>90</td><td>66</td><td>255</td><td>543,30</td><td>565,90</td><td></td><td></td></tr> <tr><td>80</td><td>97</td><td>90</td><td>81</td><td>263</td><td>716,50</td><td>740,30</td><td></td><td></td></tr> <tr><td>100</td><td>108</td><td>90</td><td>100</td><td>274</td><td>722,80</td><td>747,00</td><td></td><td></td></tr> <tr><td>125</td><td>146</td><td>90</td><td>125</td><td>-</td><td>-</td><td>-</td><td></td><td></td></tr> <tr><td>150</td><td>127</td><td>90</td><td>150</td><td>-</td><td>-</td><td>-</td><td></td><td></td></tr> </tbody> </table> <p style="text-align: right;">auf Anfrage</p>	DN	A	B	C	D	304		316L		L/L	L/F	L/L	L/F	25	64	90	26	235	449,60	472,00			32	67	90	32	238	462,80	484,10			40	76	90	38	240	465,10	486,70			50	78	90	50	246	481,10	500,20			65	82	90	66	255	543,30	565,90			80	97	90	81	263	716,50	740,30			100	108	90	100	274	722,80	747,00			125	146	90	125	-	-	-			150	127	90	150	-	-	-		
DN	A	B	C	D	E	304	316L																																																																																																																																																																										
25	64		26	81	Rd 52x1/6"	141,70	198,20																																																																																																																																																																										
32	67		32	84	Rd 58x1/6"	150,70	210,50																																																																																																																																																																										
40	76		38	86	Rd 65x1/6"	151,60	212,00																																																																																																																																																																										
50	78		50	92	Rd 78x1/6"	162,80	227,70																																																																																																																																																																										
65	82		66	101	Rd 95x1/6"	212,90	298,40																																																																																																																																																																										
80	97		81	114	Rd 110x1/4"	298,00	417,90																																																																																																																																																																										
100	108		100	124	Rd 130x1/4"	374,60	525,90																																																																																																																																																																										
125	146		125	143	Rd 160x1/4"																																																																																																																																																																												
150			150	160	Rd 190x1/4"																																																																																																																																																																												
DN	A	B	C	D	304		316L																																																																																																																																																																										
					L/L	L/F	L/L	L/F																																																																																																																																																																									
25	64	90	26	235	449,60	472,00																																																																																																																																																																											
32	67	90	32	238	462,80	484,10																																																																																																																																																																											
40	76	90	38	240	465,10	486,70																																																																																																																																																																											
50	78	90	50	246	481,10	500,20																																																																																																																																																																											
65	82	90	66	255	543,30	565,90																																																																																																																																																																											
80	97	90	81	263	716,50	740,30																																																																																																																																																																											
100	108	90	100	274	722,80	747,00																																																																																																																																																																											
125	146	90	125	-	-	-																																																																																																																																																																											
150	127	90	150	-	-	-																																																																																																																																																																											
	<p><b>663 Z Durchgangsscheibenventil KM-S für Zoll-Rohre</b></p> <p>Preise in € je Einheit</p> <table border="1"> <thead> <tr> <th>DN</th> <th>A</th> <th>B</th> <th>C</th> <th>D</th> <th>E</th> <th>304</th> <th>316L</th> </tr> </thead> <tbody> <tr><td>1"</td><td>62</td><td></td><td>22.1</td><td>81</td><td>Rd 52x1/6"</td><td>154,60</td><td>205,00</td></tr> <tr><td>1 1/2"</td><td>76</td><td></td><td>34.8</td><td>86</td><td>Rd 65x1/6"</td><td>165,70</td><td>218,30</td></tr> <tr><td>2"</td><td>78</td><td></td><td>47.5</td><td>92</td><td>Rd 78x1/6"</td><td>179,10</td><td>236,20</td></tr> <tr><td>2 1/2"</td><td>87</td><td></td><td>60.2</td><td>101</td><td>Rd 95x1/6"</td><td>228,40</td><td>335,60</td></tr> <tr><td>3"</td><td>92</td><td></td><td>72.2</td><td>101</td><td>Rd 110x1/4"</td><td>321,30</td><td>472,00</td></tr> <tr><td>4"</td><td>108</td><td></td><td>97.6</td><td>124</td><td>Rd 130x1/4"</td><td>402,70</td><td>591,20</td></tr> </tbody> </table>	DN	A	B	C	D	E	304	316L	1"	62		22.1	81	Rd 52x1/6"	154,60	205,00	1 1/2"	76		34.8	86	Rd 65x1/6"	165,70	218,30	2"	78		47.5	92	Rd 78x1/6"	179,10	236,20	2 1/2"	87		60.2	101	Rd 95x1/6"	228,40	335,60	3"	92		72.2	101	Rd 110x1/4"	321,30	472,00	4"	108		97.6	124	Rd 130x1/4"	402,70	591,20		<p><b>663 p Durchgangsscheibenventil KM-S für Zoll-Rohr mit pneum. Antrieb</b></p> <p>Preise in € je Einheit</p> <table border="1"> <thead> <tr> <th rowspan="2">DN</th> <th rowspan="2">A</th> <th rowspan="2">B</th> <th rowspan="2">C</th> <th rowspan="2">D</th> <th colspan="2">304</th> <th colspan="2">316L</th> </tr> <tr> <th>L/L</th> <th>L/F</th> <th>L/L</th> <th>L/F</th> </tr> </thead> <tbody> <tr><td>1"</td><td>62</td><td>90</td><td>22.1</td><td>235</td><td></td><td></td><td></td><td></td></tr> <tr><td>1 1/2"</td><td>76</td><td>90</td><td>34.8</td><td>240</td><td></td><td></td><td></td><td></td></tr> <tr><td>2"</td><td>78</td><td>90</td><td>47.5</td><td>246</td><td></td><td></td><td></td><td></td></tr> <tr><td>2 1/2"</td><td>87</td><td>90</td><td>60.2</td><td>255</td><td></td><td></td><td></td><td></td></tr> <tr><td>3"</td><td>92</td><td>90</td><td>72.2</td><td>263</td><td></td><td></td><td></td><td></td></tr> <tr><td>4"</td><td>108</td><td>90</td><td>97.6</td><td>274</td><td></td><td></td><td></td><td></td></tr> </tbody> </table> <p style="text-align: right;">auf Anfrage</p>	DN	A	B	C	D	304		316L		L/L	L/F	L/L	L/F	1"	62	90	22.1	235					1 1/2"	76	90	34.8	240					2"	78	90	47.5	246					2 1/2"	87	90	60.2	255					3"	92	90	72.2	263					4"	108	90	97.6	274																																																							
DN	A	B	C	D	E	304	316L																																																																																																																																																																										
1"	62		22.1	81	Rd 52x1/6"	154,60	205,00																																																																																																																																																																										
1 1/2"	76		34.8	86	Rd 65x1/6"	165,70	218,30																																																																																																																																																																										
2"	78		47.5	92	Rd 78x1/6"	179,10	236,20																																																																																																																																																																										
2 1/2"	87		60.2	101	Rd 95x1/6"	228,40	335,60																																																																																																																																																																										
3"	92		72.2	101	Rd 110x1/4"	321,30	472,00																																																																																																																																																																										
4"	108		97.6	124	Rd 130x1/4"	402,70	591,20																																																																																																																																																																										
DN	A	B	C	D	304		316L																																																																																																																																																																										
					L/L	L/F	L/L	L/F																																																																																																																																																																									
1"	62	90	22.1	235																																																																																																																																																																													
1 1/2"	76	90	34.8	240																																																																																																																																																																													
2"	78	90	47.5	246																																																																																																																																																																													
2 1/2"	87	90	60.2	255																																																																																																																																																																													
3"	92	90	72.2	263																																																																																																																																																																													
4"	108	90	97.6	274																																																																																																																																																																													



**666 Durchgangsscheibenventil KM-KM**

Preise in € je Einheit

DN	A	B	C	D	E	304	316L
25			26	81	Rd 52x1/6"	185,10	257,50
32			32	84	Rd 58x1/6"	197,70	309,90
40			38	86	Rd 65x1/6"	205,60	283,90
50			50	92	Rd 78x1/6"	219,50	302,10
65			66	101	Rd 95x1/6"	296,10	446,90
80			81	114	Rd 110x1/4"	419,90	636,90
100		100	124		Rd 130x1/4"	519,10	792,00
125		125	143		Rd 160x1/4"	-	-
150		150	156		Rd 190x1/4"	-	-

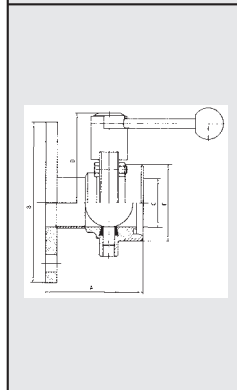


**666 p Durchgangsscheibenventil KM-KM mit pneum. Antrieb**

Preise in € je Einheit

DN	A	B	C	D	304		316L	
					L/L	L/F	L/L	L/F
25	84		26	235	490,40	514,10		
32	92		32	238	503,90	526,90		
40	102		38	240	508,50	531,30		
50	106		50	246	521,00	547,20		
65	114		66	255	592,50	615,50		
80	134		81	263	783,20	807,30		
100	152	100	274		794,70	817,60		
125	180	125	-		-	-		
150	164	150	-		-	-		

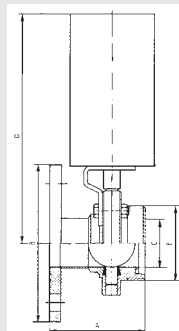
auf Anfrage



**657 Durchgangsscheibenventil G-FL PN 10/16**

Preise in € je Einheit

DN	A	B	C	D	E	304	316L
25		115	26	81	Rd 52x1/6"	187,80	246,20
32		140	32	84	Rd 58x1/6"	225,40	295,20
40		150	38	86	Rd 65x1/6"	227,20	296,30
50		165	50	92	Rd 78x1/6"	249,00	376,30
65		185	66	101	Rd 95x1/6"	308,20	466,90
80		200	81	113.5	Rd 110x1/4"	420,80	636,60
100		220	100	124	Rd 130x1/4"	519,80	784,60
125		250	125	143	Rd 160x1/4"	-	-
150		285	150	160	Rd 190x1/4"	-	-

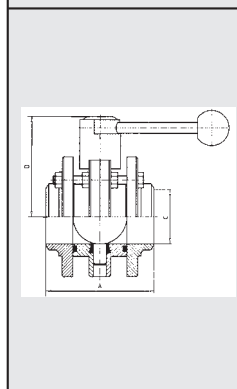


**657 p Durchgangsscheibenventil G-FL PN 10/16 mit pneum. Antrieb**

Preise in € je Einheit

DN	A	B	C	D	304		316L	
					L/L	L/F	L/L	L/F
25	93	115	26	235	488,40	509,50		
32	94	140	32	238	539,20	561,70		
40	102	150	38	240	541,90	564,50		
50	102	165	50	246	551,30	572,40		
65	106	185	66	255	612,30	633,30		
80	123	200	81	263	711,70	733,40		
100	127	220	100	274	813,20	835,20		
125	157	250	125	-	-	-		
150	146	285	150	-	-	-		

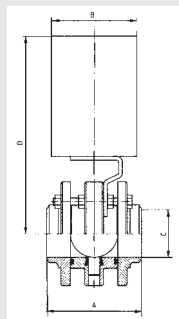
auf Anfrage



**6641 Scheibenventil Zwischenflanschausführung S-S**

Preise in € je Einheit

DN	A	B	C	D	E	304	316L
25			26	81		199,60	266,70
32			32	84		210,30	280,10
40			38	86		217,50	286,10
50			50	92		223,40	298,00
65			66	101		282,30	408,40
80			81	113		406,30	546,20
100			100	124		495,20	779,80
125			125	143		1429,40	2064,40
150			150	160		2025,50	2938,70
200							
250							
300							

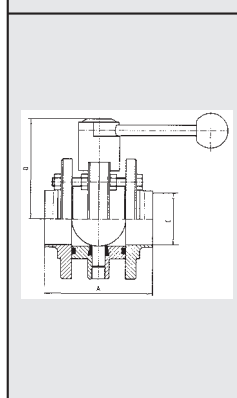


**6641 p Scheibenventil -Zwischenflansch mit pneum. Antrieb**

Preise in € je Einheit

DN	A	B	C	D	304		316L	
					L/L	L/F	L/L	L/F
25	90	90	26	235	500,10	522,00		
32	90	90	32	238	511,00	532,90		
40	100	100	38	240	514,50	537,20		
50	100	100	50	246	523,00	546,60		
65	100	100	66	255	585,80	606,30		
80	136	136	81	263	695,60	718,80		
100	136	136	100	274	787,10	808,70		
125	168	168	125	-	2231,40	2205,00		
150	168	168	150	-	2845,90	2919,30		

auf Anfrage

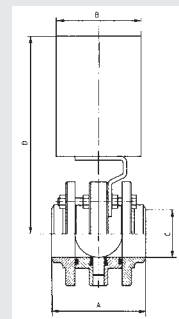


**6641 z Scheibenventil-Zwischenflansch für Zoll-Rohre S-S**

Preise in € je Einheit

DN	A	B	C	D	E	304	316L
1"			22.1	81			
1 1/2"			34.8	86			
2"			47.5	92			
2 1/2"			60.2	101			
3"			72.2	101			
4"			97.6	124			

auf Anfrage

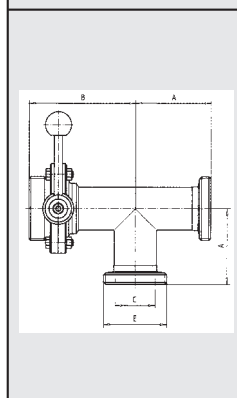


**6641 zp Scheibenventil -Zwischenflansch mit pneum. Antrieb**

Preise in € je Einheit

DN	A	B	C	D	304		316L	
					L/L	L/F	L/L	L/F
1"	82	90	22.1	235				
1 1/2"	98	90	34.8	240				
2"	100	90	47.5	246				
2 1/2"	126	90	60.2	255				
3"	126	90	72.2	255				
4"	130	90	97.6	274				

auf Anfrage

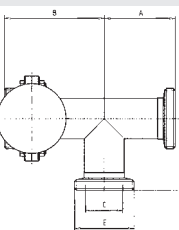


**671 Mehrwegescheibenventil G-G**

Preise in DM je Einheit

DN	A	B	C	D	E	304	316L
25	72	102	26		Rd 52x1/6"	199,30	
32	77	108	32		Rd 58x1/6"	213,10	
40	82	121	38		Rd 65x1/6"	220,20	
50	93	131	50		Rd 78x1/6"	242,80	
65	105	143	66		Rd 95x1/6"	295,30	
80	115	170	81		Rd 110x1/4"	423,40	
100	130	184	100		Rd 130x1/4"	529,50	
125	233.5	300	125		Rd 160x1/4"	-	
150	275	326	150		Rd 190x1/4"	-	

auf Anfrage

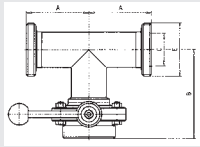
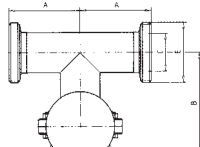
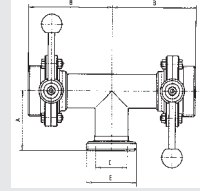
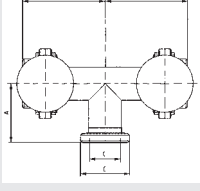
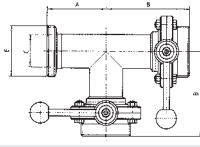
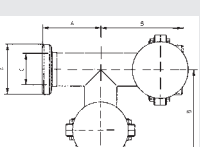
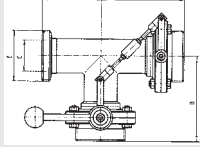
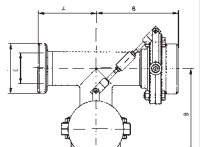
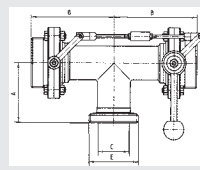
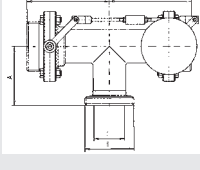


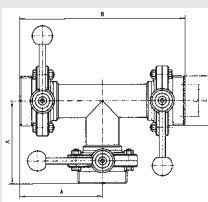
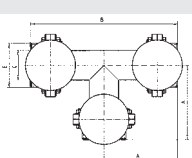
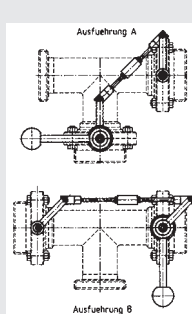
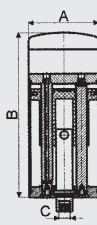

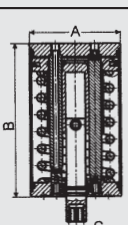
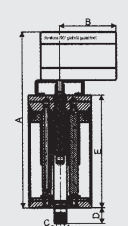
**671 p Mehrwegescheibenventil G-G mit pneum. Antrieb**

Preise in € je Einheit

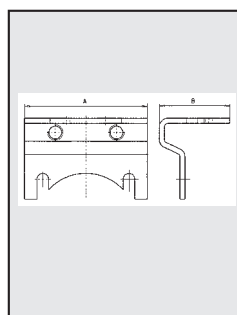
DN	A	B	C	D	304		316L	
					L/L	L/F	L/L	L/F
25	72	102	26		480,60	500,90		
32	77	108	32		479,20	513,10		
40	82	121	38		500,20	530,50		
50	93	131	50		528,50	546,50		
65	105	143	66		571,70	587,30		
80	115	170	81		678,80	706,40		
100	130	184	100		792,10	823,70		
125	233.5	300	125		-	-		
150	275	326	150		-	-		

auf Anfrage

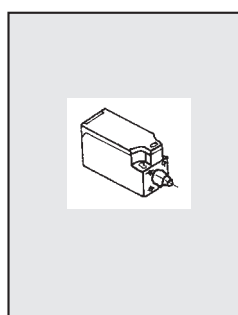
	<p><b>672 Mehrwegescheibenventil G-G-G</b></p> <p>Preise in € je Einheit</p> <table border="1"> <thead> <tr> <th>DN</th> <th>A</th> <th>B</th> <th>C</th> <th>D</th> <th>E</th> <th>304</th> <th>316L</th> </tr> </thead> <tbody> <tr><td>25</td><td>72</td><td>102</td><td>26</td><td></td><td>Rd 52x1/6"</td><td>203,80</td><td>275,20</td></tr> <tr><td>32</td><td>77</td><td>108</td><td>32</td><td></td><td>Rd 58x1/6"</td><td>217,90</td><td>295,20</td></tr> <tr><td>40</td><td>82</td><td>121</td><td>38</td><td></td><td>Rd 65x1/6"</td><td>225,10</td><td>305,00</td></tr> <tr><td>50</td><td>93</td><td>131</td><td>50</td><td></td><td>Rd 78x1/6"</td><td>248,10</td><td>336,30</td></tr> <tr><td>65</td><td>105</td><td>143</td><td>66</td><td></td><td>Rd 95x1/6"</td><td>300,80</td><td>423,80</td></tr> <tr><td>80</td><td>115</td><td>170</td><td>81</td><td></td><td>Rd 110x1/4"</td><td>433,00</td><td>610,70</td></tr> <tr><td>100</td><td>130</td><td>184</td><td>100</td><td></td><td>Rd 130x1/4"</td><td>472,30</td><td>764,40</td></tr> <tr><td>125</td><td>233.5</td><td>300</td><td>125</td><td></td><td>Rd 160x1/4"</td><td></td><td></td></tr> <tr><td>150</td><td>275</td><td>326</td><td>150</td><td></td><td>Rd 190x1/4"</td><td></td><td></td></tr> </tbody> </table>	DN	A	B	C	D	E	304	316L	25	72	102	26		Rd 52x1/6"	203,80	275,20	32	77	108	32		Rd 58x1/6"	217,90	295,20	40	82	121	38		Rd 65x1/6"	225,10	305,00	50	93	131	50		Rd 78x1/6"	248,10	336,30	65	105	143	66		Rd 95x1/6"	300,80	423,80	80	115	170	81		Rd 110x1/4"	433,00	610,70	100	130	184	100		Rd 130x1/4"	472,30	764,40	125	233.5	300	125		Rd 160x1/4"			150	275	326	150		Rd 190x1/4"				<p><b>672 p Mehrwegescheibenventil G-G-G mit pneum. Antrieb</b></p> <p>Preise in € je Einheit</p> <table border="1"> <thead> <tr> <th rowspan="2">DN</th> <th rowspan="2">A</th> <th rowspan="2">B</th> <th rowspan="2">C</th> <th rowspan="2">D</th> <th colspan="2">304</th> <th colspan="2">316L</th> </tr> <tr> <th>L/L</th> <th>L/F</th> <th>L/L</th> <th>L/F</th> </tr> </thead> <tbody> <tr><td>25</td><td>72</td><td>102</td><td>26</td><td></td><td>491,30</td><td>512,10</td><td></td><td></td></tr> <tr><td>32</td><td>77</td><td>108</td><td>32</td><td></td><td>501,60</td><td>524,50</td><td></td><td></td></tr> <tr><td>40</td><td>82</td><td>121</td><td>38</td><td></td><td>511,30</td><td>541,70</td><td></td><td></td></tr> <tr><td>50</td><td>93</td><td>131</td><td>50</td><td></td><td>540,30</td><td>558,60</td><td></td><td></td></tr> <tr><td>65</td><td>105</td><td>143</td><td>66</td><td></td><td>584,40</td><td>600,40</td><td></td><td></td></tr> <tr><td>80</td><td>115</td><td>170</td><td>81</td><td></td><td>693,90</td><td>865,60</td><td></td><td></td></tr> <tr><td>100</td><td>130</td><td>184</td><td>100</td><td></td><td>809,70</td><td>956,40</td><td></td><td></td></tr> </tbody> </table> <p style="text-align: right;">auf Anfrage</p>	DN	A	B	C	D	304		316L		L/L	L/F	L/L	L/F	25	72	102	26		491,30	512,10			32	77	108	32		501,60	524,50			40	82	121	38		511,30	541,70			50	93	131	50		540,30	558,60			65	105	143	66		584,40	600,40			80	115	170	81		693,90	865,60			100	130	184	100		809,70	956,40		
DN	A	B	C	D	E	304	316L																																																																																																																																																								
25	72	102	26		Rd 52x1/6"	203,80	275,20																																																																																																																																																								
32	77	108	32		Rd 58x1/6"	217,90	295,20																																																																																																																																																								
40	82	121	38		Rd 65x1/6"	225,10	305,00																																																																																																																																																								
50	93	131	50		Rd 78x1/6"	248,10	336,30																																																																																																																																																								
65	105	143	66		Rd 95x1/6"	300,80	423,80																																																																																																																																																								
80	115	170	81		Rd 110x1/4"	433,00	610,70																																																																																																																																																								
100	130	184	100		Rd 130x1/4"	472,30	764,40																																																																																																																																																								
125	233.5	300	125		Rd 160x1/4"																																																																																																																																																										
150	275	326	150		Rd 190x1/4"																																																																																																																																																										
DN	A	B	C	D	304		316L																																																																																																																																																								
					L/L	L/F	L/L	L/F																																																																																																																																																							
25	72	102	26		491,30	512,10																																																																																																																																																									
32	77	108	32		501,60	524,50																																																																																																																																																									
40	82	121	38		511,30	541,70																																																																																																																																																									
50	93	131	50		540,30	558,60																																																																																																																																																									
65	105	143	66		584,40	600,40																																																																																																																																																									
80	115	170	81		693,90	865,60																																																																																																																																																									
100	130	184	100		809,70	956,40																																																																																																																																																									
	<p><b>673 Mehrwegescheibenventil G-G-G</b></p> <p>Preise in € je Einheit</p> <table border="1"> <thead> <tr> <th>DN</th> <th>A</th> <th>B</th> <th>C</th> <th>D</th> <th>E</th> <th>304</th> <th>316L</th> </tr> </thead> <tbody> <tr><td>25</td><td>72</td><td>102</td><td>26</td><td></td><td>Rd 52x1/6"</td><td>328,10</td><td>426,20</td></tr> <tr><td>32</td><td>77</td><td>108</td><td>32</td><td></td><td>Rd 58x1/6"</td><td>345,50</td><td>449,00</td></tr> <tr><td>40</td><td>82</td><td>121</td><td>38</td><td></td><td>Rd 65x1/6"</td><td>354,60</td><td>462,10</td></tr> <tr><td>50</td><td>93</td><td>131</td><td>50</td><td></td><td>Rd 78x1/6"</td><td>387,20</td><td>502,80</td></tr> <tr><td>65</td><td>105</td><td>143</td><td>66</td><td></td><td>Rd 95x1/6"</td><td>471,50</td><td>665,70</td></tr> <tr><td>80</td><td>115</td><td>170</td><td>81</td><td></td><td>Rd 110x1/4"</td><td>698,90</td><td>986,70</td></tr> <tr><td>100</td><td>130</td><td>184</td><td>100</td><td></td><td>Rd 130x1/4"</td><td>837,90</td><td>1185,90</td></tr> <tr><td>125</td><td>233.5</td><td>300</td><td>125</td><td></td><td>Rd 160x1/4"</td><td></td><td></td></tr> <tr><td>150</td><td>275</td><td>326</td><td>150</td><td></td><td>Rd 190x1/4"</td><td></td><td></td></tr> </tbody> </table>	DN	A	B	C	D	E	304	316L	25	72	102	26		Rd 52x1/6"	328,10	426,20	32	77	108	32		Rd 58x1/6"	345,50	449,00	40	82	121	38		Rd 65x1/6"	354,60	462,10	50	93	131	50		Rd 78x1/6"	387,20	502,80	65	105	143	66		Rd 95x1/6"	471,50	665,70	80	115	170	81		Rd 110x1/4"	698,90	986,70	100	130	184	100		Rd 130x1/4"	837,90	1185,90	125	233.5	300	125		Rd 160x1/4"			150	275	326	150		Rd 190x1/4"				<p><b>673 p Mehrwegescheibenventil G-G-G mit pneum. Antrieb</b></p> <p>Preise in € je Einheit</p> <table border="1"> <thead> <tr> <th rowspan="2">DN</th> <th rowspan="2">A</th> <th rowspan="2">B</th> <th rowspan="2">C</th> <th rowspan="2">D</th> <th colspan="2">304</th> <th colspan="2">316L</th> </tr> <tr> <th>L/L</th> <th>L/F</th> <th>L/L</th> <th>L/F</th> </tr> </thead> <tbody> <tr><td>25</td><td>72</td><td>102</td><td>26</td><td></td><td>902,60</td><td>954,90</td><td></td><td></td></tr> <tr><td>32</td><td>77</td><td>108</td><td>32</td><td></td><td>935,50</td><td>972,90</td><td></td><td></td></tr> <tr><td>40</td><td>82</td><td>121</td><td>38</td><td></td><td>944,60</td><td>629,20</td><td></td><td></td></tr> <tr><td>50</td><td>93</td><td>131</td><td>50</td><td></td><td>962,60</td><td>1012,50</td><td></td><td></td></tr> <tr><td>65</td><td>105</td><td>143</td><td>66</td><td></td><td>1047,30</td><td>1111,30</td><td></td><td></td></tr> <tr><td>80</td><td>115</td><td>170</td><td>81</td><td></td><td>1278,90</td><td>1350,60</td><td></td><td></td></tr> <tr><td>100</td><td>130</td><td>184</td><td>100</td><td></td><td>1408,60</td><td>1467,10</td><td></td><td></td></tr> </tbody> </table> <p style="text-align: right;">auf Anfrage</p>	DN	A	B	C	D	304		316L		L/L	L/F	L/L	L/F	25	72	102	26		902,60	954,90			32	77	108	32		935,50	972,90			40	82	121	38		944,60	629,20			50	93	131	50		962,60	1012,50			65	105	143	66		1047,30	1111,30			80	115	170	81		1278,90	1350,60			100	130	184	100		1408,60	1467,10		
DN	A	B	C	D	E	304	316L																																																																																																																																																								
25	72	102	26		Rd 52x1/6"	328,10	426,20																																																																																																																																																								
32	77	108	32		Rd 58x1/6"	345,50	449,00																																																																																																																																																								
40	82	121	38		Rd 65x1/6"	354,60	462,10																																																																																																																																																								
50	93	131	50		Rd 78x1/6"	387,20	502,80																																																																																																																																																								
65	105	143	66		Rd 95x1/6"	471,50	665,70																																																																																																																																																								
80	115	170	81		Rd 110x1/4"	698,90	986,70																																																																																																																																																								
100	130	184	100		Rd 130x1/4"	837,90	1185,90																																																																																																																																																								
125	233.5	300	125		Rd 160x1/4"																																																																																																																																																										
150	275	326	150		Rd 190x1/4"																																																																																																																																																										
DN	A	B	C	D	304		316L																																																																																																																																																								
					L/L	L/F	L/L	L/F																																																																																																																																																							
25	72	102	26		902,60	954,90																																																																																																																																																									
32	77	108	32		935,50	972,90																																																																																																																																																									
40	82	121	38		944,60	629,20																																																																																																																																																									
50	93	131	50		962,60	1012,50																																																																																																																																																									
65	105	143	66		1047,30	1111,30																																																																																																																																																									
80	115	170	81		1278,90	1350,60																																																																																																																																																									
100	130	184	100		1408,60	1467,10																																																																																																																																																									
	<p><b>675 Mehrwegescheibenventil G-G-G</b></p> <p>Preise in € je Einheit</p> <table border="1"> <thead> <tr> <th>DN</th> <th>A</th> <th>B</th> <th>C</th> <th>D</th> <th>E</th> <th>304</th> <th>316L</th> </tr> </thead> <tbody> <tr><td>25</td><td>72</td><td>102</td><td>26</td><td></td><td>Rd 52x1/6"</td><td>345,80</td><td>426,20</td></tr> <tr><td>32</td><td>77</td><td>108</td><td>32</td><td></td><td>Rd 58x1/6"</td><td>345,40</td><td>449,00</td></tr> <tr><td>40</td><td>82</td><td>121</td><td>38</td><td></td><td>Rd 65x1/6"</td><td>354,60</td><td>461,90</td></tr> <tr><td>50</td><td>93</td><td>131</td><td>50</td><td></td><td>Rd 78x1/6"</td><td>387,20</td><td>502,80</td></tr> <tr><td>65</td><td>105</td><td>143</td><td>66</td><td></td><td>Rd 95x1/6"</td><td>512,80</td><td>665,70</td></tr> <tr><td>80</td><td>115</td><td>170</td><td>81</td><td></td><td>Rd 110x1/4"</td><td>698,90</td><td>986,70</td></tr> <tr><td>100</td><td>130</td><td>184</td><td>100</td><td></td><td>Rd 130x1/4"</td><td>837,90</td><td>1185,90</td></tr> <tr><td>125</td><td>233.5</td><td>300</td><td>125</td><td></td><td>Rd 160x1/4"</td><td></td><td></td></tr> <tr><td>150</td><td>275</td><td>326</td><td>150</td><td></td><td>Rd 190x1/4"</td><td></td><td></td></tr> </tbody> </table>	DN	A	B	C	D	E	304	316L	25	72	102	26		Rd 52x1/6"	345,80	426,20	32	77	108	32		Rd 58x1/6"	345,40	449,00	40	82	121	38		Rd 65x1/6"	354,60	461,90	50	93	131	50		Rd 78x1/6"	387,20	502,80	65	105	143	66		Rd 95x1/6"	512,80	665,70	80	115	170	81		Rd 110x1/4"	698,90	986,70	100	130	184	100		Rd 130x1/4"	837,90	1185,90	125	233.5	300	125		Rd 160x1/4"			150	275	326	150		Rd 190x1/4"				<p><b>675 p Mehrwegescheibenventil G-G-G mit pneum. Antrieb</b></p> <p>Preise in € je Einheit</p> <table border="1"> <thead> <tr> <th rowspan="2">DN</th> <th rowspan="2">A</th> <th rowspan="2">B</th> <th rowspan="2">C</th> <th rowspan="2">D</th> <th colspan="2">304</th> <th colspan="2">316L</th> </tr> <tr> <th>L/L</th> <th>L/F</th> <th>L/L</th> <th>L/F</th> </tr> </thead> <tbody> <tr><td>25</td><td>72</td><td>102</td><td>26</td><td></td><td>902,60</td><td>1069,90</td><td></td><td></td></tr> <tr><td>32</td><td>77</td><td>108</td><td>32</td><td></td><td>935,50</td><td>972,90</td><td></td><td></td></tr> <tr><td>40</td><td>82</td><td>121</td><td>38</td><td></td><td>944,60</td><td>981,90</td><td></td><td></td></tr> <tr><td>50</td><td>93</td><td>131</td><td>50</td><td></td><td>962,50</td><td>1012,50</td><td></td><td></td></tr> <tr><td>65</td><td>105</td><td>143</td><td>66</td><td></td><td>1047,50</td><td>1111,30</td><td></td><td></td></tr> <tr><td>80</td><td>115</td><td>170</td><td>81</td><td></td><td>1278,90</td><td>1350,60</td><td></td><td></td></tr> <tr><td>100</td><td>130</td><td>184</td><td>100</td><td></td><td>1408,60</td><td>1467,10</td><td></td><td></td></tr> </tbody> </table> <p style="text-align: right;">auf Anfrage</p>	DN	A	B	C	D	304		316L		L/L	L/F	L/L	L/F	25	72	102	26		902,60	1069,90			32	77	108	32		935,50	972,90			40	82	121	38		944,60	981,90			50	93	131	50		962,50	1012,50			65	105	143	66		1047,50	1111,30			80	115	170	81		1278,90	1350,60			100	130	184	100		1408,60	1467,10		
DN	A	B	C	D	E	304	316L																																																																																																																																																								
25	72	102	26		Rd 52x1/6"	345,80	426,20																																																																																																																																																								
32	77	108	32		Rd 58x1/6"	345,40	449,00																																																																																																																																																								
40	82	121	38		Rd 65x1/6"	354,60	461,90																																																																																																																																																								
50	93	131	50		Rd 78x1/6"	387,20	502,80																																																																																																																																																								
65	105	143	66		Rd 95x1/6"	512,80	665,70																																																																																																																																																								
80	115	170	81		Rd 110x1/4"	698,90	986,70																																																																																																																																																								
100	130	184	100		Rd 130x1/4"	837,90	1185,90																																																																																																																																																								
125	233.5	300	125		Rd 160x1/4"																																																																																																																																																										
150	275	326	150		Rd 190x1/4"																																																																																																																																																										
DN	A	B	C	D	304		316L																																																																																																																																																								
					L/L	L/F	L/L	L/F																																																																																																																																																							
25	72	102	26		902,60	1069,90																																																																																																																																																									
32	77	108	32		935,50	972,90																																																																																																																																																									
40	82	121	38		944,60	981,90																																																																																																																																																									
50	93	131	50		962,50	1012,50																																																																																																																																																									
65	105	143	66		1047,50	1111,30																																																																																																																																																									
80	115	170	81		1278,90	1350,60																																																																																																																																																									
100	130	184	100		1408,60	1467,10																																																																																																																																																									
	<p><b>6675 g Mehrwegescheibenventil G-G-G mit Schaltkombination</b></p> <p>Preise in € je Einheit</p> <table border="1"> <thead> <tr> <th>DN</th> <th>A</th> <th>B</th> <th>C</th> <th>D</th> <th>E</th> <th>304</th> <th>316L</th> </tr> </thead> <tbody> <tr><td>25</td><td>72</td><td>102</td><td>26</td><td></td><td>Rd 52x1/6"</td><td>651,10</td><td>866,10</td></tr> <tr><td>32</td><td>77</td><td>108</td><td>32</td><td></td><td>Rd 58x1/6"</td><td>672,90</td><td>896,10</td></tr> <tr><td>40</td><td>82</td><td>121</td><td>38</td><td></td><td>Rd 65x1/6"</td><td>686,40</td><td>913,50</td></tr> <tr><td>50</td><td>93</td><td>131</td><td>50</td><td></td><td>Rd 78x1/6"</td><td>748,80</td><td>991,80</td></tr> <tr><td>65</td><td>105</td><td>143</td><td>66</td><td></td><td>Rd 95x1/6"</td><td>912,80</td><td>1266,80</td></tr> <tr><td>80</td><td>115</td><td>170</td><td>81</td><td></td><td>Rd 110x1/4"</td><td>1284,80</td><td>1893,00</td></tr> <tr><td>100</td><td>130</td><td>184</td><td>100</td><td></td><td>Rd 130x1/4"</td><td>1580,30</td><td>2224,30</td></tr> <tr><td>125</td><td>233.5</td><td>300</td><td>125</td><td></td><td>Rd 160x1/4"</td><td></td><td></td></tr> <tr><td>150</td><td>275</td><td>326</td><td>150</td><td></td><td>Rd 190x1/4"</td><td></td><td></td></tr> </tbody> </table>	DN	A	B	C	D	E	304	316L	25	72	102	26		Rd 52x1/6"	651,10	866,10	32	77	108	32		Rd 58x1/6"	672,90	896,10	40	82	121	38		Rd 65x1/6"	686,40	913,50	50	93	131	50		Rd 78x1/6"	748,80	991,80	65	105	143	66		Rd 95x1/6"	912,80	1266,80	80	115	170	81		Rd 110x1/4"	1284,80	1893,00	100	130	184	100		Rd 130x1/4"	1580,30	2224,30	125	233.5	300	125		Rd 160x1/4"			150	275	326	150		Rd 190x1/4"				<p><b>6675 p Mehrwegescheibenventil G-G-G mit pneum. Antrieb + Schaltkombination</b></p> <p>Preise in € je Einheit</p> <table border="1"> <thead> <tr> <th rowspan="2">DN</th> <th rowspan="2">A</th> <th rowspan="2">B</th> <th rowspan="2">C</th> <th rowspan="2">D</th> <th colspan="2">304</th> <th colspan="2">316L</th> </tr> <tr> <th>L/L</th> <th>L/F</th> <th>L/L</th> <th>L/F</th> </tr> </thead> <tbody> <tr><td>25</td><td>72</td><td>102</td><td>26</td><td></td><td>1056,20</td><td>1108,10</td><td></td><td></td></tr> <tr><td>32</td><td>77</td><td>108</td><td>32</td><td></td><td>1088,10</td><td>1124,30</td><td></td><td></td></tr> <tr><td>40</td><td>82</td><td>121</td><td>38</td><td></td><td>1097,80</td><td>1135,40</td><td></td><td></td></tr> <tr><td>50</td><td>93</td><td>131</td><td>50</td><td></td><td>1117,90</td><td>1173,80</td><td></td><td></td></tr> <tr><td>65</td><td>105</td><td>143</td><td>66</td><td></td><td>1209,50</td><td>1276,90</td><td></td><td></td></tr> <tr><td>80</td><td>115</td><td>170</td><td>81</td><td></td><td>1464,70</td><td>1553,10</td><td></td><td></td></tr> <tr><td>100</td><td>130</td><td>184</td><td>100</td><td></td><td>1652,30</td><td>1878,70</td><td></td><td></td></tr> </tbody> </table> <p style="text-align: right;">auf Anfrage</p>	DN	A	B	C	D	304		316L		L/L	L/F	L/L	L/F	25	72	102	26		1056,20	1108,10			32	77	108	32		1088,10	1124,30			40	82	121	38		1097,80	1135,40			50	93	131	50		1117,90	1173,80			65	105	143	66		1209,50	1276,90			80	115	170	81		1464,70	1553,10			100	130	184	100		1652,30	1878,70		
DN	A	B	C	D	E	304	316L																																																																																																																																																								
25	72	102	26		Rd 52x1/6"	651,10	866,10																																																																																																																																																								
32	77	108	32		Rd 58x1/6"	672,90	896,10																																																																																																																																																								
40	82	121	38		Rd 65x1/6"	686,40	913,50																																																																																																																																																								
50	93	131	50		Rd 78x1/6"	748,80	991,80																																																																																																																																																								
65	105	143	66		Rd 95x1/6"	912,80	1266,80																																																																																																																																																								
80	115	170	81		Rd 110x1/4"	1284,80	1893,00																																																																																																																																																								
100	130	184	100		Rd 130x1/4"	1580,30	2224,30																																																																																																																																																								
125	233.5	300	125		Rd 160x1/4"																																																																																																																																																										
150	275	326	150		Rd 190x1/4"																																																																																																																																																										
DN	A	B	C	D	304		316L																																																																																																																																																								
					L/L	L/F	L/L	L/F																																																																																																																																																							
25	72	102	26		1056,20	1108,10																																																																																																																																																									
32	77	108	32		1088,10	1124,30																																																																																																																																																									
40	82	121	38		1097,80	1135,40																																																																																																																																																									
50	93	131	50		1117,90	1173,80																																																																																																																																																									
65	105	143	66		1209,50	1276,90																																																																																																																																																									
80	115	170	81		1464,70	1553,10																																																																																																																																																									
100	130	184	100		1652,30	1878,70																																																																																																																																																									
	<p><b>6675 g-1 Mehrwegescheibenventil G-G-G mit Schaltkombination</b></p> <p>Preise in € je Einheit</p> <table border="1"> <thead> <tr> <th>DN</th> <th>A</th> <th>B</th> <th>C</th> <th>D</th> <th>E</th> <th>304</th> <th>316L</th> </tr> </thead> <tbody> <tr><td>25</td><td>72</td><td>102</td><td>25</td><td></td><td>Rd 52x1/6"</td><td>647,60</td><td>866,10</td></tr> <tr><td>32</td><td>77</td><td>108</td><td>31</td><td></td><td>Rd 58x1/6"</td><td>673,90</td><td>896,10</td></tr> <tr><td>40</td><td>82</td><td>121</td><td>37</td><td></td><td>Rd 65x1/6"</td><td>686,40</td><td>913,50</td></tr> <tr><td>50</td><td>93</td><td>131</td><td>49</td><td></td><td>Rd 78x1/6"</td><td>748,90</td><td>991,80</td></tr> <tr><td>65</td><td>105</td><td>143</td><td>66</td><td></td><td>Rd 95x1/6"</td><td>912,20</td><td>1266,80</td></tr> <tr><td>80</td><td>115</td><td>170</td><td>81</td><td></td><td>Rd 110x1/4"</td><td>1284,80</td><td>1893,00</td></tr> <tr><td>100</td><td>130</td><td>184</td><td>100</td><td></td><td>Rd 130x1/4"</td><td>1580,30</td><td>1717,70</td></tr> <tr><td>125</td><td>233.5</td><td>300</td><td>125</td><td></td><td>Rd 160x1/4"</td><td></td><td></td></tr> <tr><td>150</td><td>275</td><td>326</td><td>150</td><td></td><td>Rd 190x1/4"</td><td></td><td></td></tr> </tbody> </table>	DN	A	B	C	D	E	304	316L	25	72	102	25		Rd 52x1/6"	647,60	866,10	32	77	108	31		Rd 58x1/6"	673,90	896,10	40	82	121	37		Rd 65x1/6"	686,40	913,50	50	93	131	49		Rd 78x1/6"	748,90	991,80	65	105	143	66		Rd 95x1/6"	912,20	1266,80	80	115	170	81		Rd 110x1/4"	1284,80	1893,00	100	130	184	100		Rd 130x1/4"	1580,30	1717,70	125	233.5	300	125		Rd 160x1/4"			150	275	326	150		Rd 190x1/4"				<p><b>6675 p-1 Mehrwegescheibenventil G-G-G mit pneum. Antrieb + Schaltkombination</b></p> <p>Preise in € je Einheit</p> <table border="1"> <thead> <tr> <th rowspan="2">DN</th> <th rowspan="2">A</th> <th rowspan="2">B</th> <th rowspan="2">C</th> <th rowspan="2">D</th> <th colspan="2">304</th> <th colspan="2">316L</th> </tr> <tr> <th>L/L</th> <th>L/F</th> <th>L/L</th> <th>L/F</th> </tr> </thead> <tbody> <tr><td>25</td><td>72</td><td>102</td><td>25</td><td></td><td>1056,20</td><td>1108,10</td><td></td><td></td></tr> <tr><td>32</td><td>77</td><td>108</td><td>31</td><td></td><td>1088,10</td><td>1124,90</td><td></td><td></td></tr> <tr><td>40</td><td>82</td><td>121</td><td>37</td><td></td><td>1097,80</td><td>1135,40</td><td></td><td></td></tr> <tr><td>50</td><td>93</td><td>131</td><td>49</td><td></td><td>1117,90</td><td>1173,80</td><td></td><td></td></tr> <tr><td>65</td><td>105</td><td>143</td><td>66</td><td></td><td>1209,20</td><td>1276,90</td><td></td><td></td></tr> <tr><td>80</td><td>115</td><td>170</td><td>81</td><td></td><td>1464,70</td><td>1553,10</td><td></td><td></td></tr> <tr><td>100</td><td>130</td><td>184</td><td>100</td><td></td><td>1652,30</td><td>1878,70</td><td></td><td></td></tr> </tbody> </table> <p style="text-align: right;">auf Anfrage</p>	DN	A	B	C	D	304		316L		L/L	L/F	L/L	L/F	25	72	102	25		1056,20	1108,10			32	77	108	31		1088,10	1124,90			40	82	121	37		1097,80	1135,40			50	93	131	49		1117,90	1173,80			65	105	143	66		1209,20	1276,90			80	115	170	81		1464,70	1553,10			100	130	184	100		1652,30	1878,70		
DN	A	B	C	D	E	304	316L																																																																																																																																																								
25	72	102	25		Rd 52x1/6"	647,60	866,10																																																																																																																																																								
32	77	108	31		Rd 58x1/6"	673,90	896,10																																																																																																																																																								
40	82	121	37		Rd 65x1/6"	686,40	913,50																																																																																																																																																								
50	93	131	49		Rd 78x1/6"	748,90	991,80																																																																																																																																																								
65	105	143	66		Rd 95x1/6"	912,20	1266,80																																																																																																																																																								
80	115	170	81		Rd 110x1/4"	1284,80	1893,00																																																																																																																																																								
100	130	184	100		Rd 130x1/4"	1580,30	1717,70																																																																																																																																																								
125	233.5	300	125		Rd 160x1/4"																																																																																																																																																										
150	275	326	150		Rd 190x1/4"																																																																																																																																																										
DN	A	B	C	D	304		316L																																																																																																																																																								
					L/L	L/F	L/L	L/F																																																																																																																																																							
25	72	102	25		1056,20	1108,10																																																																																																																																																									
32	77	108	31		1088,10	1124,90																																																																																																																																																									
40	82	121	37		1097,80	1135,40																																																																																																																																																									
50	93	131	49		1117,90	1173,80																																																																																																																																																									
65	105	143	66		1209,20	1276,90																																																																																																																																																									
80	115	170	81		1464,70	1553,10																																																																																																																																																									
100	130	184	100		1652,30	1878,70																																																																																																																																																									

	<b>6555 Mehrwegescheibenventil G-G-G</b> Preise in € je Einheit							
	DN	A	B	C	D	E	304	316L
25	102	204	26		Rd 52x1/6"	516,90	700,50	
32	108	216	32		Rd 58x1/6"	539,30	731,10	
40	121	242	38		Rd 65x1/6"	550,20	745,50	
50	131	262	50		Rd 78x1/6"	599,90	814,60	
65	143	286	66		Rd 95x1/6"	732,10	1034,60	
80	170	340	81		Rd 110x1/4"	1060,60	1620,70	
100	184	368	100		Rd 130x1/4"	1304,10	1920,70	
125	300	600	125		Rd 160x1/4"			
150	326	652	150		Rd 190x1/4"			
	<b>6555 p Mehrwegescheibenventil G-G-G mit pneum. Antrieb</b> Preise in € je Einheit							
	DN	A	B	C	D	E	304	316L
25	102	204	26			L/L 1406,50	L/F 1486,50	
32	108	216	32			1440,10	1506,20	
40	121	242	38			1454,90	1524,70	
50	131	262	50			1476,30	1566,70	
65	143	286	66			1610,00	1696,30	
80	170	340	81			1925,10	2025,20	
100	184	368	100			2104,50	2209,20	
125	300	600	125					
150	326	652	150					
	<b>624 Schaltkombination A / B für Mehrwegescheibenventil</b> Preise in € je Einheit							
	DN	A	B	C	D	E	A	B
25							180,00	180,00
32							180,00	180,00
40							180,00	180,00
50							180,00	180,00
65							195,00	197,00
80							218,00	220,00
100							218,00	220,00
	<b>677 T Pneumatischer Drehantrieb Luft-Luft mit Edelstahl-TOP</b> Preise in € je Einheit							
	DN	A	B	C	D	SPS	ASI	Interbus
Typ 002	89		9.5				auf Anfrage	auf Anfrage
Typ 004	104		9.5					
Typ 006	129		14					
	<b>677 Pneumatischer Drehantrieb Luft-Luft ohne Haltebügel</b> Preise in € je Einheit							
	DN	A	B	C	D	E	304	316L
Typ 002	89	175	9.5				338,00	
Typ 004	104	175	9.5				355,00	
Typ 006	129	230	14				902,00	
	<b>678 Pneumatischer Antrieb Luft-Feder ohne Haltebügel</b> Preise in € je Einheit							
	DN	A	B	C	D	E	304	316L
Typ 002	89	175	9.5				377,00	
Typ 004	104	175	9.5				395,00	
Typ 006	129	230	14				950,00	
	<b>677 E Pneum. Drehantrieb L-L mit elektr. pneum. Stellungsregler</b> Preise in € je Einheit							
	DN	A	B	C	D	E	304	316L
Typ 002			9.5					
Typ 004			9.5				auf Anfrage	
Typ 006			14					
								Preise in € je Einheit
DN	A	B	C	D	E	304	316L	

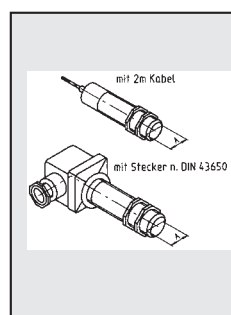
615 - 21 Kompakt-Konsole kpl. mit Schrauben für Initiator



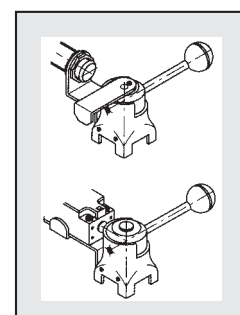
626 m mech. Endschalter kompl. mit Schrauben



1717 Näherungsinitiator induktiv  
1717 s Näherungsinitiator induktiv mit Stecker

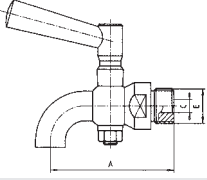
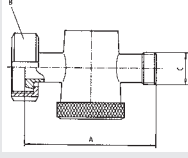
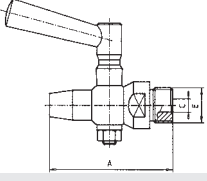
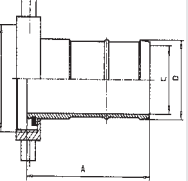
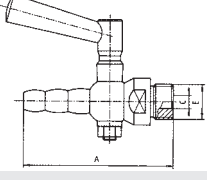
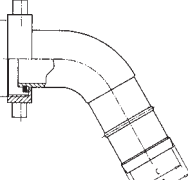
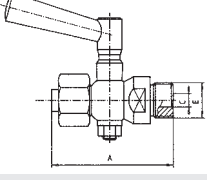
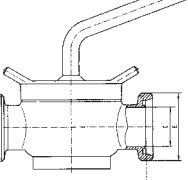
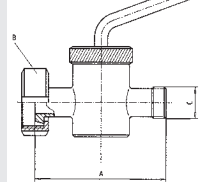
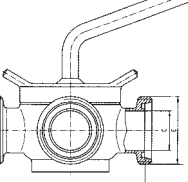


625 Zuggriff m. Halter f. Ni o. Initiator  
626 Zuggriff mit Halter für mech. Endschalter ohne Endschalter







	<p><b>684 z Ablasshahn gebogen</b></p> <p>Preise in € je Einheit</p> <table border="1"> <thead> <tr> <th>DN</th> <th>A</th> <th>B</th> <th>C</th> <th>D</th> <th>E</th> <th>304</th> <th>316L</th> </tr> </thead> <tbody> <tr> <td>1/4"</td> <td>55</td> <td></td> <td>4</td> <td></td> <td>R 1/4"</td> <td></td> <td>139,40</td> </tr> <tr> <td>3/8"</td> <td>62</td> <td></td> <td>6</td> <td></td> <td>R 3/8"</td> <td></td> <td>167,10</td> </tr> <tr> <td>1/2"</td> <td>72</td> <td></td> <td>8</td> <td></td> <td>R 1/2"</td> <td></td> <td>193,00</td> </tr> <tr> <td>3/4"</td> <td>100</td> <td></td> <td>12</td> <td></td> <td>R 3/4"</td> <td></td> <td>285,40</td> </tr> <tr> <td>1"</td> <td>134</td> <td></td> <td>20</td> <td></td> <td>R 1"</td> <td></td> <td></td> </tr> </tbody> </table>	DN	A	B	C	D	E	304	316L	1/4"	55		4		R 1/4"		139,40	3/8"	62		6		R 3/8"		167,10	1/2"	72		8		R 1/2"		193,00	3/4"	100		12		R 3/4"		285,40	1"	134		20		R 1"				<p><b>692 Zwickelhahn</b></p> <p>Preise in € je Einheit</p> <table border="1"> <thead> <tr> <th>DN</th> <th>A</th> <th>B</th> <th>C</th> <th>D</th> <th>E</th> <th>304</th> <th>316L</th> </tr> </thead> <tbody> <tr> <td>10</td> <td>74</td> <td>KM 10</td> <td>R 5/8"</td> <td></td> <td></td> <td></td> <td></td> </tr> <tr> <td>10</td> <td>74</td> <td>KM 10</td> <td>Cromer</td> <td></td> <td></td> <td></td> <td></td> </tr> </tbody> </table> <p><i>auf Anfrage</i></p> <p><b>693</b></p> <table border="1"> <tbody> <tr> <td>10</td> <td>82</td> <td>R 1/2"</td> <td>R 5/8"</td> <td></td> <td></td> <td></td> <td></td> </tr> <tr> <td>15</td> <td>82</td> <td>R 1/2"</td> <td>Cromer</td> <td></td> <td></td> <td></td> <td></td> </tr> </tbody> </table>	DN	A	B	C	D	E	304	316L	10	74	KM 10	R 5/8"					10	74	KM 10	Cromer					10	82	R 1/2"	R 5/8"					15	82	R 1/2"	Cromer																																				
DN	A	B	C	D	E	304	316L																																																																																																																				
1/4"	55		4		R 1/4"		139,40																																																																																																																				
3/8"	62		6		R 3/8"		167,10																																																																																																																				
1/2"	72		8		R 1/2"		193,00																																																																																																																				
3/4"	100		12		R 3/4"		285,40																																																																																																																				
1"	134		20		R 1"																																																																																																																						
DN	A	B	C	D	E	304	316L																																																																																																																				
10	74	KM 10	R 5/8"																																																																																																																								
10	74	KM 10	Cromer																																																																																																																								
10	82	R 1/2"	R 5/8"																																																																																																																								
15	82	R 1/2"	Cromer																																																																																																																								
	<p><b>685 z Probihahn konischer Auslauf</b></p> <p>Preise in € je Einheit</p> <table border="1"> <thead> <tr> <th>DN</th> <th>A</th> <th>B</th> <th>C</th> <th>D</th> <th>E</th> <th>304</th> <th>316L</th> </tr> </thead> <tbody> <tr> <td>1/4"</td> <td>58</td> <td></td> <td>4</td> <td></td> <td>R 1/4"</td> <td></td> <td>116,00</td> </tr> <tr> <td>3/8"</td> <td>67</td> <td></td> <td>6</td> <td></td> <td>R 3/8"</td> <td></td> <td>147,60</td> </tr> <tr> <td>1/2"</td> <td>75</td> <td></td> <td>8</td> <td></td> <td>R 1/2"</td> <td></td> <td>154,00</td> </tr> <tr> <td>3/4"</td> <td>98</td> <td></td> <td>12</td> <td></td> <td>R 3/4"</td> <td></td> <td>220,70</td> </tr> <tr> <td>1"</td> <td>128</td> <td></td> <td>20</td> <td></td> <td>R 1"</td> <td></td> <td></td> </tr> </tbody> </table>	DN	A	B	C	D	E	304	316L	1/4"	58		4		R 1/4"		116,00	3/8"	67		6		R 3/8"		147,60	1/2"	75		8		R 1/2"		154,00	3/4"	98		12		R 3/4"		220,70	1"	128		20		R 1"				<p><b>696 Schlauchtülle gerade mit Knebel-Überwurfmutter</b></p> <p>Preise in € je Einheit</p> <table border="1"> <thead> <tr> <th>DN</th> <th>A</th> <th>B</th> <th>C</th> <th>D</th> <th>E</th> <th>304</th> <th>316L</th> </tr> </thead> <tbody> <tr> <td>10</td> <td>45</td> <td></td> <td>9</td> <td>14</td> <td>Cromer</td> <td></td> <td></td> </tr> <tr> <td>10</td> <td>45</td> <td></td> <td>9</td> <td>14</td> <td>R 5/8"</td> <td></td> <td></td> </tr> </tbody> </table> <p><i>auf Anfrage</i></p>	DN	A	B	C	D	E	304	316L	10	45		9	14	Cromer			10	45		9	14	R 5/8"																																																		
DN	A	B	C	D	E	304	316L																																																																																																																				
1/4"	58		4		R 1/4"		116,00																																																																																																																				
3/8"	67		6		R 3/8"		147,60																																																																																																																				
1/2"	75		8		R 1/2"		154,00																																																																																																																				
3/4"	98		12		R 3/4"		220,70																																																																																																																				
1"	128		20		R 1"																																																																																																																						
DN	A	B	C	D	E	304	316L																																																																																																																				
10	45		9	14	Cromer																																																																																																																						
10	45		9	14	R 5/8"																																																																																																																						
	<p><b>686 z Probihahn mit Schlauchtülle</b></p> <p>Preise in € je Einheit</p> <table border="1"> <thead> <tr> <th>DN</th> <th>A</th> <th>B</th> <th>C</th> <th>D</th> <th>E</th> <th>304</th> <th>316L</th> </tr> </thead> <tbody> <tr> <td>1/4"</td> <td>72</td> <td></td> <td>4</td> <td></td> <td>R 1/4"</td> <td></td> <td>118,50</td> </tr> <tr> <td>3/8"</td> <td>81</td> <td></td> <td>6</td> <td></td> <td>R 3/8"</td> <td></td> <td>152,00</td> </tr> <tr> <td>1/2"</td> <td>91</td> <td></td> <td>8</td> <td></td> <td>R 1/2"</td> <td></td> <td>161,30</td> </tr> <tr> <td>3/4"</td> <td>124</td> <td></td> <td>12</td> <td></td> <td>R 3/4"</td> <td></td> <td>226,00</td> </tr> <tr> <td>1"</td> <td>155</td> <td></td> <td>20</td> <td></td> <td>R 1"</td> <td></td> <td></td> </tr> </tbody> </table>	DN	A	B	C	D	E	304	316L	1/4"	72		4		R 1/4"		118,50	3/8"	81		6		R 3/8"		152,00	1/2"	91		8		R 1/2"		161,30	3/4"	124		12		R 3/4"		226,00	1"	155		20		R 1"				<p><b>697 Schlauchtülle gebogen 60°</b></p> <p>Preise in € je Einheit</p> <table border="1"> <thead> <tr> <th>DN</th> <th>A</th> <th>B</th> <th>C</th> <th>D</th> <th>E</th> <th>304</th> <th>316L</th> </tr> </thead> <tbody> <tr> <td>10</td> <td></td> <td></td> <td>9</td> <td>14</td> <td>Comer</td> <td></td> <td></td> </tr> <tr> <td>10</td> <td></td> <td></td> <td>9</td> <td>14</td> <td>R 5/8"</td> <td></td> <td></td> </tr> </tbody> </table> <p><i>auf Anfrage</i></p>	DN	A	B	C	D	E	304	316L	10			9	14	Comer			10			9	14	R 5/8"																																																		
DN	A	B	C	D	E	304	316L																																																																																																																				
1/4"	72		4		R 1/4"		118,50																																																																																																																				
3/8"	81		6		R 3/8"		152,00																																																																																																																				
1/2"	91		8		R 1/2"		161,30																																																																																																																				
3/4"	124		12		R 3/4"		226,00																																																																																																																				
1"	155		20		R 1"																																																																																																																						
DN	A	B	C	D	E	304	316L																																																																																																																				
10			9	14	Comer																																																																																																																						
10			9	14	R 5/8"																																																																																																																						
	<p><b>689 z Ablasshahn mit Verschraubung</b></p> <p>Preise in € je Einheit</p> <table border="1"> <thead> <tr> <th>DN</th> <th>A</th> <th>B</th> <th>C</th> <th>D</th> <th>E</th> <th>304</th> <th>316L</th> </tr> </thead> <tbody> <tr> <td>1/4"</td> <td>57</td> <td></td> <td>4</td> <td></td> <td>R 1/4"</td> <td></td> <td>143,70</td> </tr> <tr> <td>3/8"</td> <td>69</td> <td></td> <td>6</td> <td></td> <td>R 3/8"</td> <td></td> <td>168,50</td> </tr> <tr> <td>1/2"</td> <td>74</td> <td></td> <td>8</td> <td></td> <td>R 1/2"</td> <td></td> <td>197,70</td> </tr> <tr> <td>3/4"</td> <td>98</td> <td></td> <td>12</td> <td></td> <td>R 3/4"</td> <td></td> <td>205,80</td> </tr> <tr> <td>1"</td> <td>128</td> <td></td> <td>20</td> <td></td> <td>R 1"</td> <td></td> <td></td> </tr> </tbody> </table>	DN	A	B	C	D	E	304	316L	1/4"	57		4		R 1/4"		143,70	3/8"	69		6		R 3/8"		168,50	1/2"	74		8		R 1/2"		197,70	3/4"	98		12		R 3/4"		205,80	1"	128		20		R 1"			 <p>Küken ist hartverchromt</p>	<p><b>680 Durchgangsküchenhahn G-G</b></p> <p>Preise in € je Einheit</p> <table border="1"> <thead> <tr> <th>DN</th> <th>A</th> <th>B</th> <th>C</th> <th>D</th> <th>E</th> <th>304</th> <th>316L</th> </tr> </thead> <tbody> <tr> <td>10</td> <td>77</td> <td></td> <td>10</td> <td></td> <td>Rd 28x1/8"</td> <td></td> <td></td> </tr> <tr> <td>15</td> <td>82</td> <td></td> <td>15</td> <td></td> <td>Rd 34x1/8"</td> <td></td> <td></td> </tr> <tr> <td>20</td> <td>93</td> <td></td> <td>20</td> <td></td> <td>Rd 44x1/6"</td> <td></td> <td></td> </tr> <tr> <td>25</td> <td>106</td> <td></td> <td>26</td> <td></td> <td>Rd 52x1/6"</td> <td></td> <td></td> </tr> <tr> <td>32</td> <td>126</td> <td></td> <td>32</td> <td></td> <td>Rd 58x1/6"</td> <td></td> <td></td> </tr> <tr> <td>40</td> <td>146</td> <td></td> <td>38</td> <td></td> <td>Rd 65x1/6"</td> <td></td> <td></td> </tr> <tr> <td>50</td> <td>156</td> <td></td> <td>49</td> <td></td> <td>Rd 78x1/6"</td> <td></td> <td></td> </tr> </tbody> </table> <p><i>auf Anfrage</i></p>	DN	A	B	C	D	E	304	316L	10	77		10		Rd 28x1/8"			15	82		15		Rd 34x1/8"			20	93		20		Rd 44x1/6"			25	106		26		Rd 52x1/6"			32	126		32		Rd 58x1/6"			40	146		38		Rd 65x1/6"			50	156		49		Rd 78x1/6"										
DN	A	B	C	D	E	304	316L																																																																																																																				
1/4"	57		4		R 1/4"		143,70																																																																																																																				
3/8"	69		6		R 3/8"		168,50																																																																																																																				
1/2"	74		8		R 1/2"		197,70																																																																																																																				
3/4"	98		12		R 3/4"		205,80																																																																																																																				
1"	128		20		R 1"																																																																																																																						
DN	A	B	C	D	E	304	316L																																																																																																																				
10	77		10		Rd 28x1/8"																																																																																																																						
15	82		15		Rd 34x1/8"																																																																																																																						
20	93		20		Rd 44x1/6"																																																																																																																						
25	106		26		Rd 52x1/6"																																																																																																																						
32	126		32		Rd 58x1/6"																																																																																																																						
40	146		38		Rd 65x1/6"																																																																																																																						
50	156		49		Rd 78x1/6"																																																																																																																						
	<p><b>690 Stopfbuchsenluftahn</b></p> <p>Preise in € je Einheit</p> <table border="1"> <thead> <tr> <th>DN</th> <th>A</th> <th>B</th> <th>C</th> <th>D</th> <th>E</th> <th>304</th> <th>316L</th> </tr> </thead> <tbody> <tr> <td>10</td> <td>74</td> <td>KM 10</td> <td>R 5/8"</td> <td></td> <td></td> <td></td> <td></td> </tr> <tr> <td>15</td> <td>74</td> <td>KM 10</td> <td>R 1/2"</td> <td></td> <td></td> <td></td> <td></td> </tr> <tr> <td>20</td> <td>74</td> <td>KM 10</td> <td>Cromer</td> <td></td> <td></td> <td></td> <td></td> </tr> </tbody> </table> <p><i>auf Anfrage</i></p> <p><b>691</b></p> <table border="1"> <tbody> <tr> <td>10</td> <td>70</td> <td>R 1/2"</td> <td>R 5/8"</td> <td></td> <td></td> <td></td> <td></td> </tr> <tr> <td>15</td> <td>70</td> <td>R 1/2"</td> <td>Cromer</td> <td></td> <td></td> <td></td> <td></td> </tr> </tbody> </table>	DN	A	B	C	D	E	304	316L	10	74	KM 10	R 5/8"					15	74	KM 10	R 1/2"					20	74	KM 10	Cromer					10	70	R 1/2"	R 5/8"					15	70	R 1/2"	Cromer					 <p>Küken ist hartverchromt</p>	<p><b>681 Dreivegeküchenhahn G-G-G</b></p> <p>Preise in € je Einheit</p> <table border="1"> <thead> <tr> <th>DN</th> <th>A</th> <th>B</th> <th>C</th> <th>D</th> <th>E</th> <th>304</th> <th>316L</th> </tr> </thead> <tbody> <tr> <td>10</td> <td>77</td> <td></td> <td>10</td> <td></td> <td>Rd 28x1/8"</td> <td></td> <td></td> </tr> <tr> <td>15</td> <td>82</td> <td></td> <td>15</td> <td></td> <td>Rd 34x1/8"</td> <td></td> <td></td> </tr> <tr> <td>20</td> <td>93</td> <td></td> <td>20</td> <td></td> <td>Rd 44x1/6"</td> <td></td> <td></td> </tr> <tr> <td>25</td> <td>106</td> <td></td> <td>26</td> <td></td> <td>Rd 52x1/6"</td> <td></td> <td></td> </tr> <tr> <td>32</td> <td>126</td> <td></td> <td>32</td> <td></td> <td>Rd 58x1/6"</td> <td></td> <td></td> </tr> <tr> <td>40</td> <td>146</td> <td></td> <td>38</td> <td></td> <td>Rd 65x1/6"</td> <td></td> <td></td> </tr> <tr> <td>50</td> <td>156</td> <td></td> <td>49</td> <td></td> <td>Rd 78x1/6"</td> <td></td> <td></td> </tr> <tr> <td>65</td> <td>184</td> <td></td> <td>66</td> <td></td> <td>Rd 95x1/6"</td> <td></td> <td></td> </tr> </tbody> </table> <p><i>auf Anfrage</i></p>	DN	A	B	C	D	E	304	316L	10	77		10		Rd 28x1/8"			15	82		15		Rd 34x1/8"			20	93		20		Rd 44x1/6"			25	106		26		Rd 52x1/6"			32	126		32		Rd 58x1/6"			40	146		38		Rd 65x1/6"			50	156		49		Rd 78x1/6"			65	184		66		Rd 95x1/6"		
DN	A	B	C	D	E	304	316L																																																																																																																				
10	74	KM 10	R 5/8"																																																																																																																								
15	74	KM 10	R 1/2"																																																																																																																								
20	74	KM 10	Cromer																																																																																																																								
10	70	R 1/2"	R 5/8"																																																																																																																								
15	70	R 1/2"	Cromer																																																																																																																								
DN	A	B	C	D	E	304	316L																																																																																																																				
10	77		10		Rd 28x1/8"																																																																																																																						
15	82		15		Rd 34x1/8"																																																																																																																						
20	93		20		Rd 44x1/6"																																																																																																																						
25	106		26		Rd 52x1/6"																																																																																																																						
32	126		32		Rd 58x1/6"																																																																																																																						
40	146		38		Rd 65x1/6"																																																																																																																						
50	156		49		Rd 78x1/6"																																																																																																																						
65	184		66		Rd 95x1/6"																																																																																																																						



## Molchsysteme

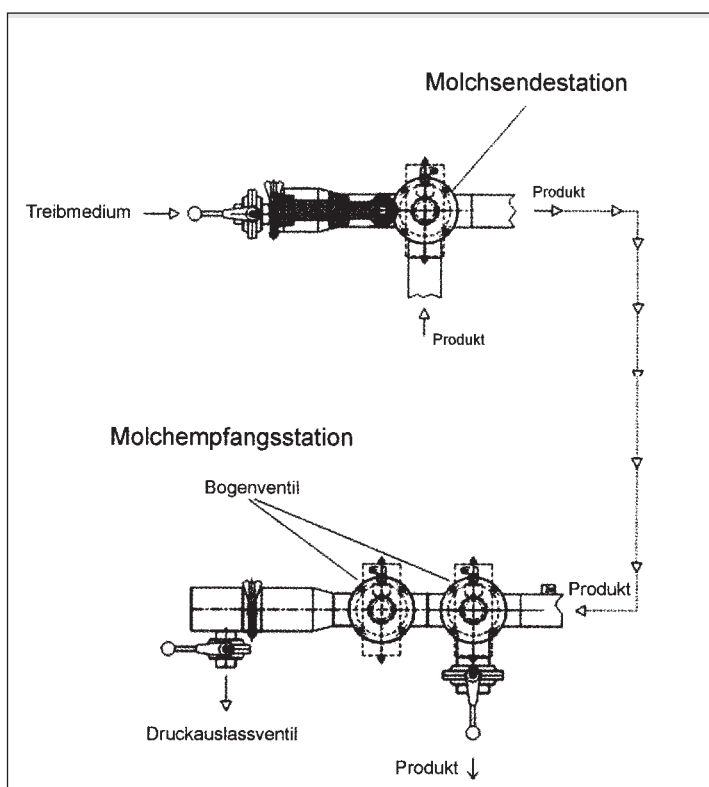
Molchbare Prozesssysteme gewinnen für keimarme Verfahrenstechniken in der Lebensmittelindustrie immer mehr an Bedeutung. Gestiegenes Umweltbewußtsein, kostenintensive Abwasseraufbereitung, Vermeidung von teuren Produktverlusten und Rationalisierungsmaßnahmen in der Produktion sind nur einige wenige Gründe hierfür.

In sterilen Verfahrensprozessen werden an die Systemkomponenten besonders hohe Hygieneanforderungen gestellt. Im PMS Molchsystem werden durch Einsatz von CIP-fähigen Bogenventilen und Molchweichen wesentliche Hygienekriterien erfüllt und bereits im Vorfeld klassische Problembereiche eliminiert. Produkteinschlüsse beim Schalten der Ventile, sowie umständliche Wartungs- und Reinigungsarbeiten werden vermieden. Durch den modularen Aufbau aller Komponenten kann weitgehend auf Rohrverschraubungen verzichtet werden, wobei sämtliche Ventile auch eingeschweißt zerlegbar bleiben und problemlos umgerüstet werden können – bis hin zu Leckageüberwachungen von beweglichen O-Ring Dichtungen.

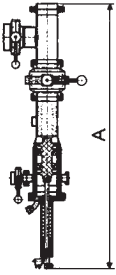
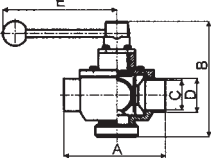
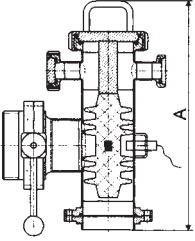
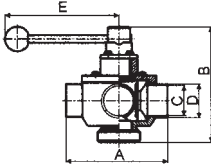
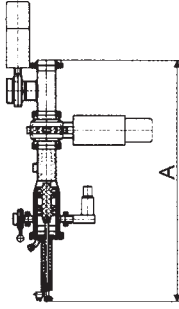
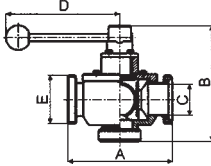
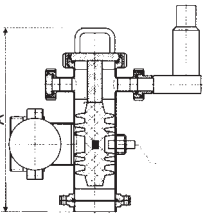
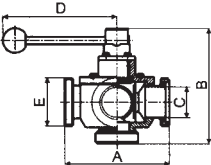
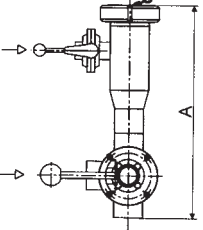
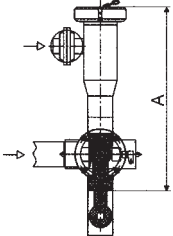
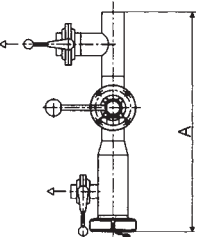
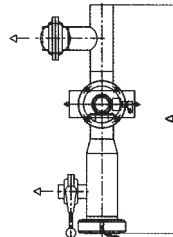
Ebenfalls modularer Bauart ist die Molchsende- und Empfangsstation (Molchschleuse). Die funktionelle Grundeinheit wird entsprechend den spezifischen Erfordernissen und Kundenwünschen angepasst. Hinzu kommt, dass sämtliche Ersatz- und Verschleißteile von Bogenventilen, Molchweichen und Molchsende- und Empfangsstation gleicher Bauart sind und somit der Instandhaltungsaufwand und die damit verbundenen Kosten zusätzlich reduziert werden können.


Das Ausschleiben der Produktleitung erfolgt mit einem auf das PMS Molchsystem ausgelegten 2-Lippen Molch. 90° Standardrohrbögen (1.5 x D) sind problemlos passierbar. Vorhandene Rohrleitungen können somit vielerorts ohne größeren Aufwand molchbar gemacht werden. Der PMS Molch ist mit einem Magnetkern zur Ortung und Steuerung ausgerüstet und kann im geschlossenen System ohne Herausnehmen gereinigt werden.

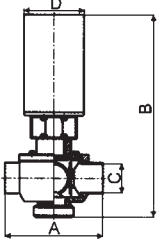
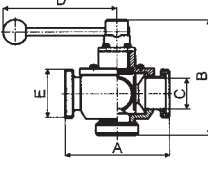
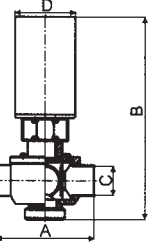
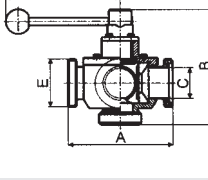
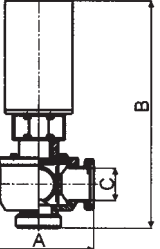
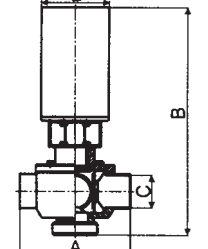
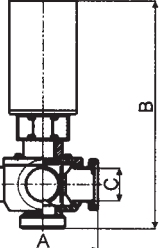
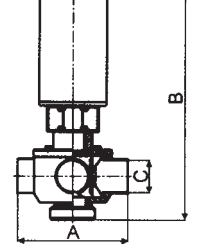
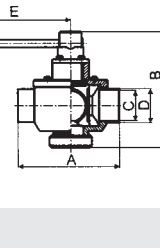
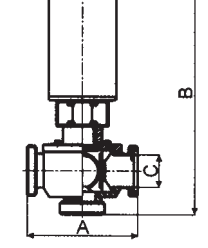
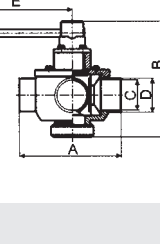
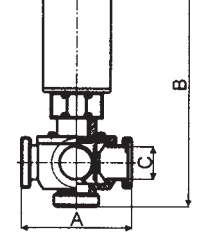
### Aufbau einer einfachen Molchsende- und Empfangsstation

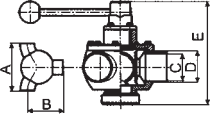
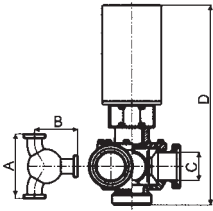
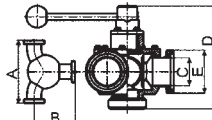
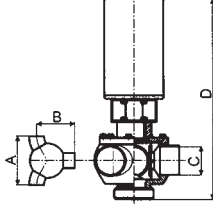
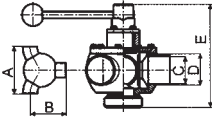
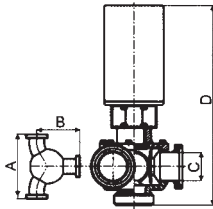
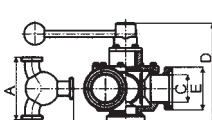
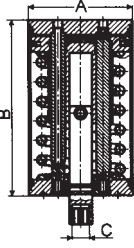
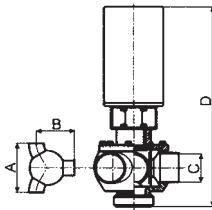
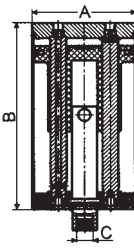


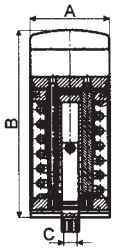
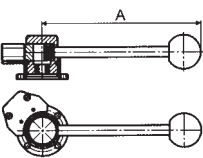
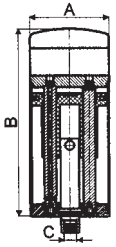
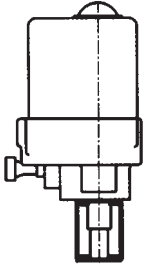
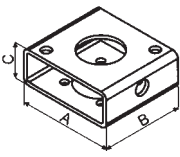
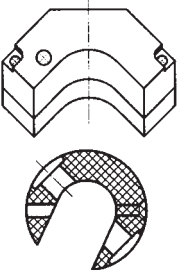
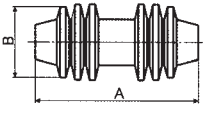
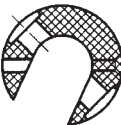
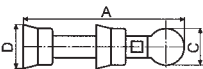

Detaillierte Informationen zu diesem Thema senden wir Ihnen gerne als gesonderte Unterlagen zu.

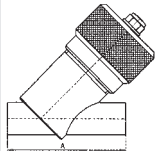
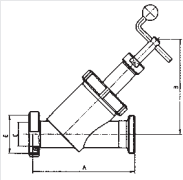
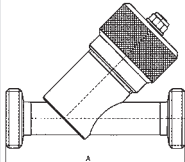
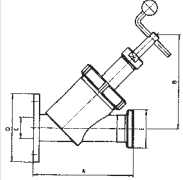
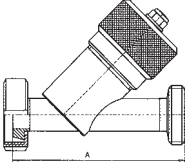
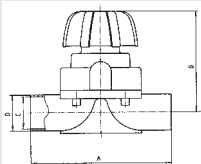
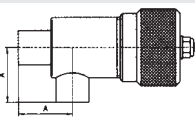
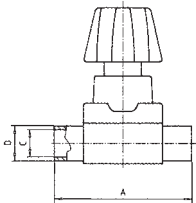
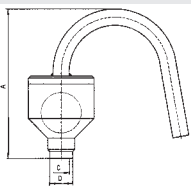
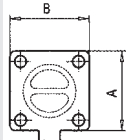
	<p><b>7801 Molchsendestation für Molch 7803</b></p> <p>Preise in € je Einheit</p> <table border="1"> <thead> <tr> <th>DN</th> <th>A</th> <th>B</th> <th>C</th> <th>D</th> <th>E</th> <th>304</th> <th>316L</th> </tr> </thead> <tbody> <tr> <td></td> <td>ca.</td> <td></td> <td></td> <td></td> <td></td> <td></td> <td></td> </tr> <tr> <td>25</td> <td>600</td> <td></td> <td></td> <td></td> <td></td> <td></td> <td></td> </tr> <tr> <td>32</td> <td>600</td> <td></td> <td></td> <td></td> <td></td> <td></td> <td></td> </tr> <tr> <td>40</td> <td>600</td> <td></td> <td></td> <td></td> <td></td> <td></td> <td></td> </tr> <tr> <td>50</td> <td>800</td> <td></td> <td></td> <td></td> <td></td> <td></td> <td></td> </tr> <tr> <td>65</td> <td>800</td> <td></td> <td></td> <td></td> <td></td> <td></td> <td></td> </tr> <tr> <td>80</td> <td>800</td> <td></td> <td></td> <td></td> <td></td> <td></td> <td></td> </tr> <tr> <td>100</td> <td>900</td> <td></td> <td></td> <td></td> <td></td> <td></td> <td></td> </tr> <tr> <td>125</td> <td>1000</td> <td></td> <td></td> <td></td> <td></td> <td></td> <td></td> </tr> <tr> <td>150</td> <td>1000</td> <td></td> <td></td> <td></td> <td></td> <td></td> <td></td> </tr> </tbody> </table> <p style="text-align: right;"><i>auf Anfrage</i></p>	DN	A	B	C	D	E	304	316L		ca.							25	600							32	600							40	600							50	800							65	800							80	800							100	900							125	1000							150	1000								<p><b>9005 D52M 2-Weg Bogenventil manuell, Schweißende</b></p> <p>Preise in € je Einheit</p> <table border="1"> <thead> <tr> <th>DN</th> <th>A</th> <th>B</th> <th>C</th> <th>D</th> <th>E</th> <th>304</th> <th>316L</th> </tr> </thead> <tbody> <tr> <td>25</td> <td>128</td> <td>145</td> <td>26</td> <td>29</td> <td>160</td> <td></td> <td></td> </tr> <tr> <td>40</td> <td>160</td> <td>180</td> <td>38</td> <td>41</td> <td>160</td> <td></td> <td></td> </tr> <tr> <td>50</td> <td>164</td> <td>190</td> <td>50</td> <td>53</td> <td>160</td> <td></td> <td></td> </tr> <tr> <td>65</td> <td>220</td> <td>215</td> <td>66</td> <td>70</td> <td>190</td> <td></td> <td></td> </tr> <tr> <td>80</td> <td>230</td> <td>230</td> <td>81</td> <td>85</td> <td>190</td> <td></td> <td></td> </tr> <tr> <td>100</td> <td>260</td> <td>265</td> <td>100</td> <td>104</td> <td>270</td> <td></td> <td></td> </tr> </tbody> </table> <p style="text-align: right;"><i>auf Anfrage</i></p>	DN	A	B	C	D	E	304	316L	25	128	145	26	29	160			40	160	180	38	41	160			50	164	190	50	53	160			65	220	215	66	70	190			80	230	230	81	85	190			100	260	265	100	104	270		
DN	A	B	C	D	E	304	316L																																																																																																																																												
	ca.																																																																																																																																																		
25	600																																																																																																																																																		
32	600																																																																																																																																																		
40	600																																																																																																																																																		
50	800																																																																																																																																																		
65	800																																																																																																																																																		
80	800																																																																																																																																																		
100	900																																																																																																																																																		
125	1000																																																																																																																																																		
150	1000																																																																																																																																																		
DN	A	B	C	D	E	304	316L																																																																																																																																												
25	128	145	26	29	160																																																																																																																																														
40	160	180	38	41	160																																																																																																																																														
50	164	190	50	53	160																																																																																																																																														
65	220	215	66	70	190																																																																																																																																														
80	230	230	81	85	190																																																																																																																																														
100	260	265	100	104	270																																																																																																																																														
	<p><b>7802 Molchsendestation für Molch 7803</b></p> <p>Preise in € je Einheit</p> <table border="1"> <thead> <tr> <th>DN</th> <th>A</th> <th>B</th> <th>C</th> <th>D</th> <th>E</th> <th>304</th> <th>316L</th> </tr> </thead> <tbody> <tr> <td></td> <td>ca.</td> <td></td> <td></td> <td></td> <td></td> <td></td> <td></td> </tr> <tr> <td>25</td> <td>380</td> <td></td> <td></td> <td></td> <td></td> <td></td> <td></td> </tr> <tr> <td>32</td> <td>380</td> <td></td> <td></td> <td></td> <td></td> <td></td> <td></td> </tr> <tr> <td>40</td> <td>380</td> <td></td> <td></td> <td></td> <td></td> <td></td> <td></td> </tr> <tr> <td>50</td> <td>420</td> <td></td> <td></td> <td></td> <td></td> <td></td> <td></td> </tr> <tr> <td>65</td> <td>480</td> <td></td> <td></td> <td></td> <td></td> <td></td> <td></td> </tr> <tr> <td>80</td> <td>560</td> <td></td> <td></td> <td></td> <td></td> <td></td> <td></td> </tr> <tr> <td>100</td> <td>600</td> <td></td> <td></td> <td></td> <td></td> <td></td> <td></td> </tr> <tr> <td>125</td> <td>680</td> <td></td> <td></td> <td></td> <td></td> <td></td> <td></td> </tr> <tr> <td>150</td> <td>750</td> <td></td> <td></td> <td></td> <td></td> <td></td> <td></td> </tr> </tbody> </table> <p style="text-align: right;"><i>auf Anfrage</i></p>	DN	A	B	C	D	E	304	316L		ca.							25	380							32	380							40	380							50	420							65	480							80	560							100	600							125	680							150	750								<p><b>9005 D53M 3-Weg Bogenventil manuell, Schweißende</b></p> <p>Preise in € je Einheit</p> <table border="1"> <thead> <tr> <th>DN</th> <th>A</th> <th>B</th> <th>C</th> <th>D</th> <th>E</th> <th>304</th> <th>316L</th> </tr> </thead> <tbody> <tr> <td>25</td> <td>128</td> <td>145</td> <td>26</td> <td>29</td> <td>160</td> <td></td> <td></td> </tr> <tr> <td>40</td> <td>160</td> <td>180</td> <td>38</td> <td>41</td> <td>160</td> <td></td> <td></td> </tr> <tr> <td>50</td> <td>164</td> <td>190</td> <td>50</td> <td>53</td> <td>160</td> <td></td> <td></td> </tr> <tr> <td>65</td> <td>220</td> <td>215</td> <td>66</td> <td>70</td> <td>190</td> <td></td> <td></td> </tr> <tr> <td>80</td> <td>230</td> <td>230</td> <td>81</td> <td>85</td> <td>190</td> <td></td> <td></td> </tr> <tr> <td>100</td> <td>260</td> <td>265</td> <td>100</td> <td>104</td> <td>270</td> <td></td> <td></td> </tr> </tbody> </table> <p style="text-align: right;"><i>auf Anfrage</i></p>	DN	A	B	C	D	E	304	316L	25	128	145	26	29	160			40	160	180	38	41	160			50	164	190	50	53	160			65	220	215	66	70	190			80	230	230	81	85	190			100	260	265	100	104	270		
DN	A	B	C	D	E	304	316L																																																																																																																																												
	ca.																																																																																																																																																		
25	380																																																																																																																																																		
32	380																																																																																																																																																		
40	380																																																																																																																																																		
50	420																																																																																																																																																		
65	480																																																																																																																																																		
80	560																																																																																																																																																		
100	600																																																																																																																																																		
125	680																																																																																																																																																		
150	750																																																																																																																																																		
DN	A	B	C	D	E	304	316L																																																																																																																																												
25	128	145	26	29	160																																																																																																																																														
40	160	180	38	41	160																																																																																																																																														
50	164	190	50	53	160																																																																																																																																														
65	220	215	66	70	190																																																																																																																																														
80	230	230	81	85	190																																																																																																																																														
100	260	265	100	104	270																																																																																																																																														
	<p><b>7802 Molchsendestation für Molch 7803</b></p> <p>Preise in € je Einheit</p> <table border="1"> <thead> <tr> <th>DN</th> <th>A</th> <th>B</th> <th>C</th> <th>D</th> <th>E</th> <th>304</th> <th>316L</th> </tr> </thead> <tbody> <tr> <td></td> <td>ca.</td> <td></td> <td></td> <td></td> <td></td> <td></td> <td></td> </tr> <tr> <td>25</td> <td>600</td> <td></td> <td></td> <td></td> <td></td> <td></td> <td></td> </tr> <tr> <td>32</td> <td>600</td> <td></td> <td></td> <td></td> <td></td> <td></td> <td></td> </tr> <tr> <td>40</td> <td>600</td> <td></td> <td></td> <td></td> <td></td> <td></td> <td></td> </tr> <tr> <td>50</td> <td>800</td> <td></td> <td></td> <td></td> <td></td> <td></td> <td></td> </tr> <tr> <td>65</td> <td>800</td> <td></td> <td></td> <td></td> <td></td> <td></td> <td></td> </tr> <tr> <td>80</td> <td>800</td> <td></td> <td></td> <td></td> <td></td> <td></td> <td></td> </tr> <tr> <td>100</td> <td>900</td> <td></td> <td></td> <td></td> <td></td> <td></td> <td></td> </tr> <tr> <td>125</td> <td>1000</td> <td></td> <td></td> <td></td> <td></td> <td></td> <td></td> </tr> <tr> <td>150</td> <td>1000</td> <td></td> <td></td> <td></td> <td></td> <td></td> <td></td> </tr> </tbody> </table> <p style="text-align: right;"><i>auf Anfrage</i></p>	DN	A	B	C	D	E	304	316L		ca.							25	600							32	600							40	600							50	800							65	800							80	800							100	900							125	1000							150	1000								<p><b>9005 D520M 2-Weg Bogenventil manuell, Gewinde</b></p> <p>Preise in € je Einheit</p> <table border="1"> <thead> <tr> <th>DN</th> <th>A</th> <th>B</th> <th>C</th> <th>D</th> <th>E</th> <th>304</th> <th>316L</th> </tr> </thead> <tbody> <tr> <td>25</td> <td>136</td> <td>145</td> <td>26</td> <td>160</td> <td>Rd 52x1/6"</td> <td></td> <td></td> </tr> <tr> <td>40</td> <td>164</td> <td>180</td> <td>38</td> <td>160</td> <td>Rd 65x1/6"</td> <td></td> <td></td> </tr> <tr> <td>50</td> <td>187</td> <td>190</td> <td>50</td> <td>160</td> <td>Rd 78x1/6"</td> <td></td> <td></td> </tr> <tr> <td>65</td> <td>233</td> <td>215</td> <td>66</td> <td>190</td> <td>Rd 95x1/6"</td> <td></td> <td></td> </tr> <tr> <td>80</td> <td>263</td> <td>230</td> <td>81</td> <td>190</td> <td>Rd 110x1/4"</td> <td></td> <td></td> </tr> <tr> <td>100</td> <td>311</td> <td>265</td> <td>100</td> <td>270</td> <td>Rd 130x1/4"</td> <td></td> <td></td> </tr> </tbody> </table> <p style="text-align: right;"><i>auf Anfrage</i></p>	DN	A	B	C	D	E	304	316L	25	136	145	26	160	Rd 52x1/6"			40	164	180	38	160	Rd 65x1/6"			50	187	190	50	160	Rd 78x1/6"			65	233	215	66	190	Rd 95x1/6"			80	263	230	81	190	Rd 110x1/4"			100	311	265	100	270	Rd 130x1/4"		
DN	A	B	C	D	E	304	316L																																																																																																																																												
	ca.																																																																																																																																																		
25	600																																																																																																																																																		
32	600																																																																																																																																																		
40	600																																																																																																																																																		
50	800																																																																																																																																																		
65	800																																																																																																																																																		
80	800																																																																																																																																																		
100	900																																																																																																																																																		
125	1000																																																																																																																																																		
150	1000																																																																																																																																																		
DN	A	B	C	D	E	304	316L																																																																																																																																												
25	136	145	26	160	Rd 52x1/6"																																																																																																																																														
40	164	180	38	160	Rd 65x1/6"																																																																																																																																														
50	187	190	50	160	Rd 78x1/6"																																																																																																																																														
65	233	215	66	190	Rd 95x1/6"																																																																																																																																														
80	263	230	81	190	Rd 110x1/4"																																																																																																																																														
100	311	265	100	270	Rd 130x1/4"																																																																																																																																														
	<p><b>7802 Molchsendestation für Molch 7803</b></p> <p>Preise in € je Einheit</p> <table border="1"> <thead> <tr> <th>DN</th> <th>A</th> <th>B</th> <th>C</th> <th>D</th> <th>E</th> <th>304</th> <th>316L</th> </tr> </thead> <tbody> <tr> <td></td> <td>ca.</td> <td></td> <td></td> <td></td> <td></td> <td></td> <td></td> </tr> <tr> <td>25</td> <td>380</td> <td></td> <td></td> <td></td> <td></td> <td></td> <td></td> </tr> <tr> <td>32</td> <td>380</td> <td></td> <td></td> <td></td> <td></td> <td></td> <td></td> </tr> <tr> <td>40</td> <td>380</td> <td></td> <td></td> <td></td> <td></td> <td></td> <td></td> </tr> <tr> <td>50</td> <td>420</td> <td></td> <td></td> <td></td> <td></td> <td></td> <td></td> </tr> <tr> <td>65</td> <td>480</td> <td></td> <td></td> <td></td> <td></td> <td></td> <td></td> </tr> <tr> <td>80</td> <td>560</td> <td></td> <td></td> <td></td> <td></td> <td></td> <td></td> </tr> <tr> <td>100</td> <td>600</td> <td></td> <td></td> <td></td> <td></td> <td></td> <td></td> </tr> <tr> <td>125</td> <td>680</td> <td></td> <td></td> <td></td> <td></td> <td></td> <td></td> </tr> <tr> <td>150</td> <td>750</td> <td></td> <td></td> <td></td> <td></td> <td></td> <td></td> </tr> </tbody> </table> <p style="text-align: right;"><i>auf Anfrage</i></p>	DN	A	B	C	D	E	304	316L		ca.							25	380							32	380							40	380							50	420							65	480							80	560							100	600							125	680							150	750								<p><b>9005 D530M 3-Weg Bogenventil manuell, Gewinde</b></p> <p>Preise in € je Einheit</p> <table border="1"> <thead> <tr> <th>DN</th> <th>A</th> <th>B</th> <th>C</th> <th>D</th> <th>E</th> <th>304</th> <th>316L</th> </tr> </thead> <tbody> <tr> <td>25</td> <td>136</td> <td>145</td> <td>26</td> <td>160</td> <td>Rd 52x1/6"</td> <td></td> <td></td> </tr> <tr> <td>40</td> <td>164</td> <td>180</td> <td>38</td> <td>160</td> <td>Rd 65x1/6"</td> <td></td> <td></td> </tr> <tr> <td>50</td> <td>187</td> <td>190</td> <td>50</td> <td>160</td> <td>Rd 78x1/6"</td> <td></td> <td></td> </tr> <tr> <td>65</td> <td>233</td> <td>215</td> <td>66</td> <td>190</td> <td>Rd 95x1/6"</td> <td></td> <td></td> </tr> <tr> <td>80</td> <td>263</td> <td>230</td> <td>81</td> <td>190</td> <td>Rd 110x1/4"</td> <td></td> <td></td> </tr> <tr> <td>100</td> <td>311</td> <td>265</td> <td>100</td> <td>270</td> <td>Rd 130x1/4"</td> <td></td> <td></td> </tr> </tbody> </table> <p style="text-align: right;"><i>auf Anfrage</i></p>	DN	A	B	C	D	E	304	316L	25	136	145	26	160	Rd 52x1/6"			40	164	180	38	160	Rd 65x1/6"			50	187	190	50	160	Rd 78x1/6"			65	233	215	66	190	Rd 95x1/6"			80	263	230	81	190	Rd 110x1/4"			100	311	265	100	270	Rd 130x1/4"		
DN	A	B	C	D	E	304	316L																																																																																																																																												
	ca.																																																																																																																																																		
25	380																																																																																																																																																		
32	380																																																																																																																																																		
40	380																																																																																																																																																		
50	420																																																																																																																																																		
65	480																																																																																																																																																		
80	560																																																																																																																																																		
100	600																																																																																																																																																		
125	680																																																																																																																																																		
150	750																																																																																																																																																		
DN	A	B	C	D	E	304	316L																																																																																																																																												
25	136	145	26	160	Rd 52x1/6"																																																																																																																																														
40	164	180	38	160	Rd 65x1/6"																																																																																																																																														
50	187	190	50	160	Rd 78x1/6"																																																																																																																																														
65	233	215	66	190	Rd 95x1/6"																																																																																																																																														
80	263	230	81	190	Rd 110x1/4"																																																																																																																																														
100	311	265	100	270	Rd 130x1/4"																																																																																																																																														
	<p><b>9005 PMSLM Molchsendestation manuell</b></p> <p>Preise in € je Einheit</p> <table border="1"> <thead> <tr> <th>DN</th> <th>A</th> <th>B</th> <th>C</th> <th>D</th> <th>E</th> <th>304</th> <th>316L</th> </tr> </thead> <tbody> <tr> <td></td> <td>ca.</td> <td></td> <td></td> <td></td> <td></td> <td></td> <td></td> </tr> <tr> <td>40</td> <td>300</td> <td></td> <td></td> <td></td> <td></td> <td></td> <td></td> </tr> <tr> <td>50</td> <td>350</td> <td></td> <td></td> <td></td> <td></td> <td></td> <td></td> </tr> <tr> <td>65</td> <td>400</td> <td></td> <td></td> <td></td> <td></td> <td></td> <td></td> </tr> <tr> <td>80</td> <td>450</td> <td></td> <td></td> <td></td> <td></td> <td></td> <td></td> </tr> <tr> <td>100</td> <td>500</td> <td></td> <td></td> <td></td> <td></td> <td></td> <td></td> </tr> </tbody> </table> <p style="text-align: right;"><i>auf Anfrage</i></p>	DN	A	B	C	D	E	304	316L		ca.							40	300							50	350							65	400							80	450							100	500								<p><b>9005 PMSLA Molchsendestation pneumatisch</b></p> <p>Preise in € je Einheit</p> <table border="1"> <thead> <tr> <th>DN</th> <th>A</th> <th>B</th> <th>C</th> <th>D</th> <th>E</th> <th>304</th> <th>316L</th> </tr> </thead> <tbody> <tr> <td></td> <td>ca.</td> <td></td> <td></td> <td></td> <td></td> <td></td> <td></td> </tr> <tr> <td>40</td> <td>300</td> <td></td> <td></td> <td></td> <td></td> <td></td> <td></td> </tr> <tr> <td>50</td> <td>350</td> <td></td> <td></td> <td></td> <td></td> <td></td> <td></td> </tr> <tr> <td>65</td> <td>400</td> <td></td> <td></td> <td></td> <td></td> <td></td> <td></td> </tr> <tr> <td>80</td> <td>450</td> <td></td> <td></td> <td></td> <td></td> <td></td> <td></td> </tr> <tr> <td>100</td> <td>500</td> <td></td> <td></td> <td></td> <td></td> <td></td> <td></td> </tr> </tbody> </table> <p style="text-align: right;"><i>auf Anfrage</i></p>	DN	A	B	C	D	E	304	316L		ca.							40	300							50	350							65	400							80	450							100	500																																						
DN	A	B	C	D	E	304	316L																																																																																																																																												
	ca.																																																																																																																																																		
40	300																																																																																																																																																		
50	350																																																																																																																																																		
65	400																																																																																																																																																		
80	450																																																																																																																																																		
100	500																																																																																																																																																		
DN	A	B	C	D	E	304	316L																																																																																																																																												
	ca.																																																																																																																																																		
40	300																																																																																																																																																		
50	350																																																																																																																																																		
65	400																																																																																																																																																		
80	450																																																																																																																																																		
100	500																																																																																																																																																		
	<p><b>9005 PMSRM Molchsendestation manuell</b></p> <p>Preise in € je Einheit</p> <table border="1"> <thead> <tr> <th>DN</th> <th>A</th> <th>B</th> <th>C</th> <th>D</th> <th>E</th> <th>304</th> <th>316L</th> </tr> </thead> <tbody> <tr> <td></td> <td>ca.</td> <td></td> <td></td> <td></td> <td></td> <td></td> <td></td> </tr> <tr> <td>40</td> <td>420</td> <td></td> <td></td> <td></td> <td></td> <td></td> <td></td> </tr> <tr> <td>50</td> <td>490</td> <td></td> <td></td> <td></td> <td></td> <td></td> <td></td> </tr> <tr> <td>65</td> <td>560</td> <td></td> <td></td> <td></td> <td></td> <td></td> <td></td> </tr> <tr> <td>80</td> <td>630</td> <td></td> <td></td> <td></td> <td></td> <td></td> <td></td> </tr> <tr> <td>100</td> <td>700</td> <td></td> <td></td> <td></td> <td></td> <td></td> <td></td> </tr> </tbody> </table> <p style="text-align: right;"><i>auf Anfrage</i></p>	DN	A	B	C	D	E	304	316L		ca.							40	420							50	490							65	560							80	630							100	700								<p><b>9005 PMSRA Molchsendestation pneumatisch</b></p> <p>Preise in € je Einheit</p> <table border="1"> <thead> <tr> <th>DN</th> <th>A</th> <th>B</th> <th>C</th> <th>D</th> <th>E</th> <th>304</th> <th>316L</th> </tr> </thead> <tbody> <tr> <td></td> <td>Ca.</td> <td></td> <td></td> <td></td> <td></td> <td></td> <td></td> </tr> <tr> <td>40</td> <td>420</td> <td></td> <td></td> <td></td> <td></td> <td></td> <td></td> </tr> <tr> <td>50</td> <td>490</td> <td></td> <td></td> <td></td> <td></td> <td></td> <td></td> </tr> <tr> <td>65</td> <td>560</td> <td></td> <td></td> <td></td> <td></td> <td></td> <td></td> </tr> <tr> <td>80</td> <td>630</td> <td></td> <td></td> <td></td> <td></td> <td></td> <td></td> </tr> <tr> <td>100</td> <td>700</td> <td></td> <td></td> <td></td> <td></td> <td></td> <td></td> </tr> </tbody> </table> <p style="text-align: right;"><i>auf Anfrage</i></p>	DN	A	B	C	D	E	304	316L		Ca.							40	420							50	490							65	560							80	630							100	700																																						
DN	A	B	C	D	E	304	316L																																																																																																																																												
	ca.																																																																																																																																																		
40	420																																																																																																																																																		
50	490																																																																																																																																																		
65	560																																																																																																																																																		
80	630																																																																																																																																																		
100	700																																																																																																																																																		
DN	A	B	C	D	E	304	316L																																																																																																																																												
	Ca.																																																																																																																																																		
40	420																																																																																																																																																		
50	490																																																																																																																																																		
65	560																																																																																																																																																		
80	630																																																																																																																																																		
100	700																																																																																																																																																		

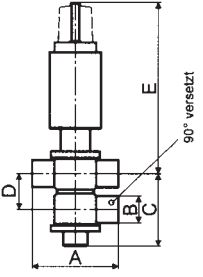
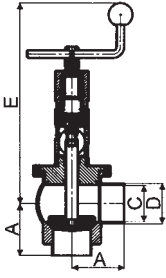
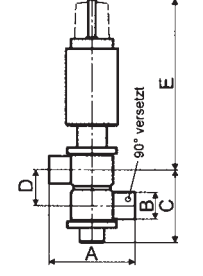
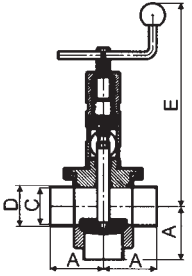
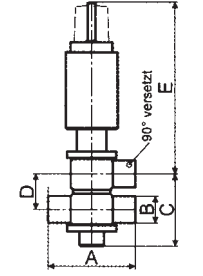
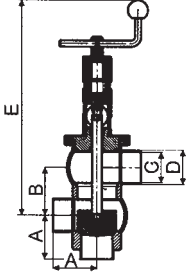
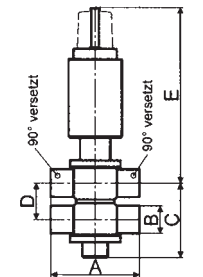
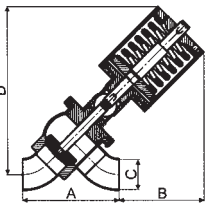
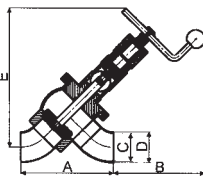
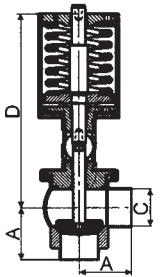


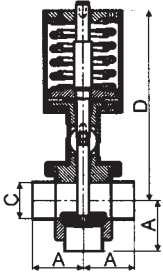
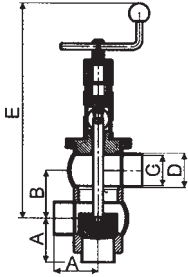
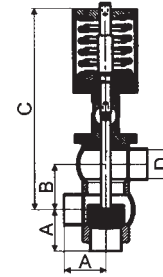
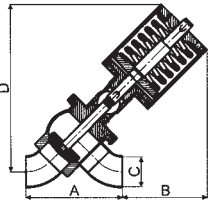
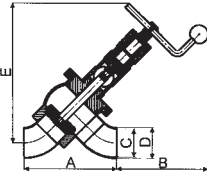
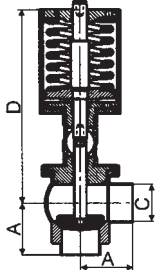
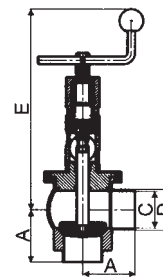
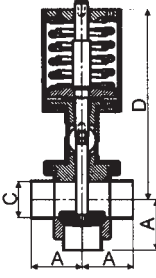
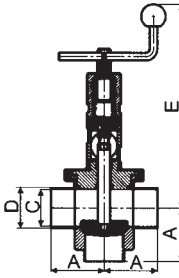
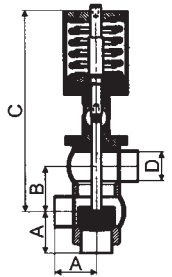
	<p><b>9005 D52A 2-Weg Bogenventil pneumatisch, Schweißende</b></p> <p>Preise in € je Einheit</p> <table border="1"> <thead> <tr> <th>DN</th> <th>A</th> <th>B</th> <th>C</th> <th>D</th> <th>E</th> <th>304</th> <th>316L</th> </tr> </thead> <tbody> <tr><td>25</td><td>128</td><td>300</td><td>26</td><td>89</td><td></td><td></td><td></td></tr> <tr><td>40</td><td>160</td><td>335</td><td>38</td><td>89</td><td></td><td></td><td></td></tr> <tr><td>50</td><td>164</td><td>340</td><td>50</td><td>104</td><td></td><td></td><td></td></tr> <tr><td>65</td><td>220</td><td>370</td><td>66</td><td>129</td><td></td><td></td><td></td></tr> <tr><td>80</td><td>230</td><td>440</td><td>81</td><td>129</td><td></td><td></td><td></td></tr> <tr><td>100</td><td>260</td><td>470</td><td>100</td><td>129</td><td></td><td></td><td></td></tr> </tbody> </table> <p>auf Anfrage</p>	DN	A	B	C	D	E	304	316L	25	128	300	26	89				40	160	335	38	89				50	164	340	50	104				65	220	370	66	129				80	230	440	81	129				100	260	470	100	129					<p><b>9005 S520M 2-Weg Bogenventil SMS manuell, Gewinde</b></p> <p>Preise in € je Einheit</p> <table border="1"> <thead> <tr> <th>DN</th> <th>A</th> <th>B</th> <th>C</th> <th>D</th> <th>E</th> <th>304</th> <th>316L</th> </tr> </thead> <tbody> <tr><td>25</td><td>110</td><td>145</td><td>22,5</td><td>160</td><td>40 x 1/6"</td><td></td><td></td></tr> <tr><td>38</td><td>140</td><td>180</td><td>35,5</td><td>160</td><td>60 x 1/6"</td><td></td><td></td></tr> <tr><td>51</td><td>164</td><td>190</td><td>48,5</td><td>160</td><td>85 x 1/6"</td><td></td><td></td></tr> <tr><td>63,5</td><td>210</td><td>200</td><td>60,5</td><td>160</td><td>70 x 1/6"</td><td></td><td></td></tr> <tr><td>76</td><td>220</td><td>215</td><td>72</td><td>190</td><td>98 x 1/6"</td><td></td><td></td></tr> <tr><td>101,6</td><td>300</td><td>265</td><td>97,6</td><td>270</td><td>132 x 1/6"</td><td></td><td></td></tr> </tbody> </table> <p>auf Anfrage</p>	DN	A	B	C	D	E	304	316L	25	110	145	22,5	160	40 x 1/6"			38	140	180	35,5	160	60 x 1/6"			51	164	190	48,5	160	85 x 1/6"			63,5	210	200	60,5	160	70 x 1/6"			76	220	215	72	190	98 x 1/6"			101,6	300	265	97,6	270	132 x 1/6"		
DN	A	B	C	D	E	304	316L																																																																																																												
25	128	300	26	89																																																																																																															
40	160	335	38	89																																																																																																															
50	164	340	50	104																																																																																																															
65	220	370	66	129																																																																																																															
80	230	440	81	129																																																																																																															
100	260	470	100	129																																																																																																															
DN	A	B	C	D	E	304	316L																																																																																																												
25	110	145	22,5	160	40 x 1/6"																																																																																																														
38	140	180	35,5	160	60 x 1/6"																																																																																																														
51	164	190	48,5	160	85 x 1/6"																																																																																																														
63,5	210	200	60,5	160	70 x 1/6"																																																																																																														
76	220	215	72	190	98 x 1/6"																																																																																																														
101,6	300	265	97,6	270	132 x 1/6"																																																																																																														
	<p><b>9005 D53A 3-Weg Bogenventil pneumatisch, Schweißende</b></p> <p>Preise in € je Einheit</p> <table border="1"> <thead> <tr> <th>DN</th> <th>A</th> <th>B</th> <th>C</th> <th>D</th> <th>E</th> <th>304</th> <th>316L</th> </tr> </thead> <tbody> <tr><td>25</td><td>128</td><td>300</td><td>26</td><td>89</td><td></td><td></td><td></td></tr> <tr><td>40</td><td>160</td><td>335</td><td>38</td><td>89</td><td></td><td></td><td></td></tr> <tr><td>50</td><td>164</td><td>340</td><td>50</td><td>104</td><td></td><td></td><td></td></tr> <tr><td>65</td><td>220</td><td>370</td><td>66</td><td>129</td><td></td><td></td><td></td></tr> <tr><td>80</td><td>230</td><td>440</td><td>81</td><td>129</td><td></td><td></td><td></td></tr> <tr><td>100</td><td>260</td><td>470</td><td>100</td><td>129</td><td></td><td></td><td></td></tr> </tbody> </table> <p>auf Anfrage</p>	DN	A	B	C	D	E	304	316L	25	128	300	26	89				40	160	335	38	89				50	164	340	50	104				65	220	370	66	129				80	230	440	81	129				100	260	470	100	129					<p><b>9005 S530M 3-Weg Bogenventil SI/MS manuell, Gewinde</b></p> <p>Preise in € je Einheit</p> <table border="1"> <thead> <tr> <th>DN</th> <th>A</th> <th>B</th> <th>C</th> <th>D</th> <th>E</th> <th>304</th> <th>316L</th> </tr> </thead> <tbody> <tr><td>25</td><td>110</td><td>145</td><td>22,5</td><td>160</td><td>40 x 1/6"</td><td></td><td></td></tr> <tr><td>38</td><td>140</td><td>180</td><td>35,5</td><td>160</td><td>60 x 1/6"</td><td></td><td></td></tr> <tr><td>51</td><td>164</td><td>190</td><td>48,5</td><td>160</td><td>70 x 1/6"</td><td></td><td></td></tr> <tr><td>63,5</td><td>210</td><td>200</td><td>60,5</td><td>160</td><td>85 x 1/6"</td><td></td><td></td></tr> <tr><td>76</td><td>220</td><td>215</td><td>72</td><td>190</td><td>98 x 1/6"</td><td></td><td></td></tr> <tr><td>101,6</td><td>300</td><td>265</td><td>97,6</td><td>270</td><td>132 x 1/6"</td><td></td><td></td></tr> </tbody> </table> <p>auf Anfrage</p>	DN	A	B	C	D	E	304	316L	25	110	145	22,5	160	40 x 1/6"			38	140	180	35,5	160	60 x 1/6"			51	164	190	48,5	160	70 x 1/6"			63,5	210	200	60,5	160	85 x 1/6"			76	220	215	72	190	98 x 1/6"			101,6	300	265	97,6	270	132 x 1/6"		
DN	A	B	C	D	E	304	316L																																																																																																												
25	128	300	26	89																																																																																																															
40	160	335	38	89																																																																																																															
50	164	340	50	104																																																																																																															
65	220	370	66	129																																																																																																															
80	230	440	81	129																																																																																																															
100	260	470	100	129																																																																																																															
DN	A	B	C	D	E	304	316L																																																																																																												
25	110	145	22,5	160	40 x 1/6"																																																																																																														
38	140	180	35,5	160	60 x 1/6"																																																																																																														
51	164	190	48,5	160	70 x 1/6"																																																																																																														
63,5	210	200	60,5	160	85 x 1/6"																																																																																																														
76	220	215	72	190	98 x 1/6"																																																																																																														
101,6	300	265	97,6	270	132 x 1/6"																																																																																																														
	<p><b>9005 D520A 2-Weg Bogenventil pneumatisch, Gewinde</b></p> <p>Preise in € je Einheit</p> <table border="1"> <thead> <tr> <th>DN</th> <th>A</th> <th>B</th> <th>C</th> <th>D</th> <th>E</th> <th>304</th> <th>316L</th> </tr> </thead> <tbody> <tr><td>25</td><td>136</td><td>300</td><td>26</td><td>89</td><td></td><td></td><td></td></tr> <tr><td>40</td><td>164</td><td>335</td><td>38</td><td>89</td><td></td><td></td><td></td></tr> <tr><td>50</td><td>187</td><td>340</td><td>50</td><td>104</td><td></td><td></td><td></td></tr> <tr><td>65</td><td>233</td><td>370</td><td>66</td><td>129</td><td></td><td></td><td></td></tr> <tr><td>80</td><td>263</td><td>440</td><td>81</td><td>129</td><td></td><td></td><td></td></tr> <tr><td>100</td><td>311</td><td>470</td><td>100</td><td>129</td><td></td><td></td><td></td></tr> </tbody> </table> <p>auf Anfrage</p>	DN	A	B	C	D	E	304	316L	25	136	300	26	89				40	164	335	38	89				50	187	340	50	104				65	233	370	66	129				80	263	440	81	129				100	311	470	100	129					<p><b>9005 S52A 2-Weg Bogenventil SMS pneumatisch, Schweißende</b></p> <p>Preise in € je Einheit</p> <table border="1"> <thead> <tr> <th>DN</th> <th>A</th> <th>B</th> <th>C</th> <th>D</th> <th>E</th> <th>304</th> <th>316L</th> </tr> </thead> <tbody> <tr><td>25</td><td>110</td><td>300</td><td>22,5</td><td>89</td><td></td><td></td><td></td></tr> <tr><td>38</td><td>140</td><td>335</td><td>35,5</td><td>89</td><td></td><td></td><td></td></tr> <tr><td>51</td><td>164</td><td>340</td><td>48,5</td><td>104</td><td></td><td></td><td></td></tr> <tr><td>63,5</td><td>210</td><td>355</td><td>60,5</td><td>104</td><td></td><td></td><td></td></tr> <tr><td>76</td><td>220</td><td>420</td><td>72</td><td>129</td><td></td><td></td><td></td></tr> <tr><td>101,6</td><td>310</td><td>470</td><td>97,6</td><td>129</td><td></td><td></td><td></td></tr> </tbody> </table> <p>auf Anfrage</p>	DN	A	B	C	D	E	304	316L	25	110	300	22,5	89				38	140	335	35,5	89				51	164	340	48,5	104				63,5	210	355	60,5	104				76	220	420	72	129				101,6	310	470	97,6	129			
DN	A	B	C	D	E	304	316L																																																																																																												
25	136	300	26	89																																																																																																															
40	164	335	38	89																																																																																																															
50	187	340	50	104																																																																																																															
65	233	370	66	129																																																																																																															
80	263	440	81	129																																																																																																															
100	311	470	100	129																																																																																																															
DN	A	B	C	D	E	304	316L																																																																																																												
25	110	300	22,5	89																																																																																																															
38	140	335	35,5	89																																																																																																															
51	164	340	48,5	104																																																																																																															
63,5	210	355	60,5	104																																																																																																															
76	220	420	72	129																																																																																																															
101,6	310	470	97,6	129																																																																																																															
	<p><b>9005 D530A 3-Weg Bogenventil pneumatisch, Gewinde</b></p> <p>Preise in € je Einheit</p> <table border="1"> <thead> <tr> <th>DN</th> <th>A</th> <th>B</th> <th>C</th> <th>D</th> <th>E</th> <th>304</th> <th>316L</th> </tr> </thead> <tbody> <tr><td>25</td><td>136</td><td>300</td><td>26</td><td>89</td><td></td><td></td><td></td></tr> <tr><td>40</td><td>164</td><td>335</td><td>38</td><td>89</td><td></td><td></td><td></td></tr> <tr><td>50</td><td>187</td><td>340</td><td>50</td><td>104</td><td></td><td></td><td></td></tr> <tr><td>65</td><td>233</td><td>370</td><td>66</td><td>129</td><td></td><td></td><td></td></tr> <tr><td>80</td><td>263</td><td>440</td><td>81</td><td>129</td><td></td><td></td><td></td></tr> <tr><td>100</td><td>311</td><td>470</td><td>100</td><td>129</td><td></td><td></td><td></td></tr> </tbody> </table> <p>auf Anfrage</p>	DN	A	B	C	D	E	304	316L	25	136	300	26	89				40	164	335	38	89				50	187	340	50	104				65	233	370	66	129				80	263	440	81	129				100	311	470	100	129					<p><b>9005 S53A 3-Weg Bogenventil SMS pneumatisch, Schweißende</b></p> <p>Preise in € je Einheit</p> <table border="1"> <thead> <tr> <th>DN</th> <th>A</th> <th>B</th> <th>C</th> <th>D</th> <th>E</th> <th>304</th> <th>316L</th> </tr> </thead> <tbody> <tr><td>25</td><td>110</td><td>300</td><td>22,5</td><td>89</td><td></td><td></td><td></td></tr> <tr><td>38</td><td>140</td><td>335</td><td>35,5</td><td>89</td><td></td><td></td><td></td></tr> <tr><td>51</td><td>164</td><td>340</td><td>48,5</td><td>104</td><td></td><td></td><td></td></tr> <tr><td>63,5</td><td>210</td><td>355</td><td>60,5</td><td>104</td><td></td><td></td><td></td></tr> <tr><td>76</td><td>220</td><td>420</td><td>72</td><td>129</td><td></td><td></td><td></td></tr> <tr><td>101,6</td><td>310</td><td>470</td><td>97,6</td><td>129</td><td></td><td></td><td></td></tr> </tbody> </table> <p>auf Anfrage</p>	DN	A	B	C	D	E	304	316L	25	110	300	22,5	89				38	140	335	35,5	89				51	164	340	48,5	104				63,5	210	355	60,5	104				76	220	420	72	129				101,6	310	470	97,6	129			
DN	A	B	C	D	E	304	316L																																																																																																												
25	136	300	26	89																																																																																																															
40	164	335	38	89																																																																																																															
50	187	340	50	104																																																																																																															
65	233	370	66	129																																																																																																															
80	263	440	81	129																																																																																																															
100	311	470	100	129																																																																																																															
DN	A	B	C	D	E	304	316L																																																																																																												
25	110	300	22,5	89																																																																																																															
38	140	335	35,5	89																																																																																																															
51	164	340	48,5	104																																																																																																															
63,5	210	355	60,5	104																																																																																																															
76	220	420	72	129																																																																																																															
101,6	310	470	97,6	129																																																																																																															
	<p><b>9005 S52M 2-Weg Bogenventil SMS manuell, Schweißende</b></p> <p>Preise in € je Einheit</p> <table border="1"> <thead> <tr> <th>DN</th> <th>A</th> <th>B</th> <th>C</th> <th>D</th> <th>E</th> <th>304</th> <th>316L</th> </tr> </thead> <tbody> <tr><td>25</td><td>110</td><td>145</td><td>22,5</td><td>25</td><td>160</td><td></td><td></td></tr> <tr><td>38</td><td>140</td><td>180</td><td>35,5</td><td>38</td><td>160</td><td></td><td></td></tr> <tr><td>51</td><td>164</td><td>190</td><td>48,5</td><td>51</td><td>160</td><td></td><td></td></tr> <tr><td>63,5</td><td>210</td><td>200</td><td>60,5</td><td>63,5</td><td>160</td><td></td><td></td></tr> <tr><td>76</td><td>220</td><td>215</td><td>72</td><td>76</td><td>190</td><td></td><td></td></tr> <tr><td>101,6</td><td>310</td><td>265</td><td>97,6</td><td>101,6</td><td>270</td><td></td><td></td></tr> </tbody> </table> <p>auf Anfrage</p>	DN	A	B	C	D	E	304	316L	25	110	145	22,5	25	160			38	140	180	35,5	38	160			51	164	190	48,5	51	160			63,5	210	200	60,5	63,5	160			76	220	215	72	76	190			101,6	310	265	97,6	101,6	270				<p><b>9005 S520A 2-Weg Bogenventil SMS pneumatisch, Gewinde</b></p> <p>Preise in € je Einheit</p> <table border="1"> <thead> <tr> <th>DN</th> <th>A</th> <th>B</th> <th>C</th> <th>D</th> <th>E</th> <th>304</th> <th>316L</th> </tr> </thead> <tbody> <tr><td>25</td><td>110</td><td>300</td><td>22,5</td><td>89</td><td></td><td></td><td></td></tr> <tr><td>38</td><td>140</td><td>335</td><td>35,5</td><td>89</td><td></td><td></td><td></td></tr> <tr><td>51</td><td>164</td><td>340</td><td>48,5</td><td>104</td><td></td><td></td><td></td></tr> <tr><td>63,5</td><td>210</td><td>355</td><td>60,5</td><td>104</td><td></td><td></td><td></td></tr> <tr><td>76</td><td>220</td><td>420</td><td>72</td><td>129</td><td></td><td></td><td></td></tr> <tr><td>101,6</td><td>300</td><td>470</td><td>97,6</td><td>129</td><td></td><td></td><td></td></tr> </tbody> </table> <p>auf Anfrage</p>	DN	A	B	C	D	E	304	316L	25	110	300	22,5	89				38	140	335	35,5	89				51	164	340	48,5	104				63,5	210	355	60,5	104				76	220	420	72	129				101,6	300	470	97,6	129			
DN	A	B	C	D	E	304	316L																																																																																																												
25	110	145	22,5	25	160																																																																																																														
38	140	180	35,5	38	160																																																																																																														
51	164	190	48,5	51	160																																																																																																														
63,5	210	200	60,5	63,5	160																																																																																																														
76	220	215	72	76	190																																																																																																														
101,6	310	265	97,6	101,6	270																																																																																																														
DN	A	B	C	D	E	304	316L																																																																																																												
25	110	300	22,5	89																																																																																																															
38	140	335	35,5	89																																																																																																															
51	164	340	48,5	104																																																																																																															
63,5	210	355	60,5	104																																																																																																															
76	220	420	72	129																																																																																																															
101,6	300	470	97,6	129																																																																																																															
	<p><b>9005 S53M 3-Weg Bogenventil SMS manuell, Schweißende</b></p> <p>Preise in € je Einheit</p> <table border="1"> <thead> <tr> <th>DN</th> <th>A</th> <th>B</th> <th>C</th> <th>D</th> <th>E</th> <th>304</th> <th>316L</th> </tr> </thead> <tbody> <tr><td>25</td><td>110</td><td>145</td><td>22,5</td><td>25</td><td>160</td><td></td><td></td></tr> <tr><td>38</td><td>140</td><td>180</td><td>35,5</td><td>38</td><td>160</td><td></td><td></td></tr> <tr><td>51</td><td>164</td><td>190</td><td>48,5</td><td>51</td><td>160</td><td></td><td></td></tr> <tr><td>63,5</td><td>210</td><td>200</td><td>60,5</td><td>63,5</td><td>160</td><td></td><td></td></tr> <tr><td>76</td><td>220</td><td>215</td><td>72</td><td>76</td><td>190</td><td></td><td></td></tr> <tr><td>101,6</td><td>310</td><td>265</td><td>97,6</td><td>101,6</td><td>270</td><td></td><td></td></tr> </tbody> </table> <p>auf Anfrage</p>	DN	A	B	C	D	E	304	316L	25	110	145	22,5	25	160			38	140	180	35,5	38	160			51	164	190	48,5	51	160			63,5	210	200	60,5	63,5	160			76	220	215	72	76	190			101,6	310	265	97,6	101,6	270				<p><b>9005 S530A 3-Weg Bogenventil SMS pneumatisch, Gewinde</b></p> <p>Preise in € je Einheit</p> <table border="1"> <thead> <tr> <th>DN</th> <th>A</th> <th>B</th> <th>C</th> <th>D</th> <th>E</th> <th>304</th> <th>316L</th> </tr> </thead> <tbody> <tr><td>25</td><td>110</td><td>300</td><td>22,5</td><td>89</td><td></td><td></td><td></td></tr> <tr><td>38</td><td>140</td><td>335</td><td>35,5</td><td>89</td><td></td><td></td><td></td></tr> <tr><td>51</td><td>164</td><td>340</td><td>48,5</td><td>104</td><td></td><td></td><td></td></tr> <tr><td>63,5</td><td>210</td><td>355</td><td>60,5</td><td>104</td><td></td><td></td><td></td></tr> <tr><td>76</td><td>220</td><td>420</td><td>72</td><td>129</td><td></td><td></td><td></td></tr> <tr><td>101,6</td><td>300</td><td>470</td><td>97,6</td><td>129</td><td></td><td></td><td></td></tr> </tbody> </table> <p>auf Anfrage</p>	DN	A	B	C	D	E	304	316L	25	110	300	22,5	89				38	140	335	35,5	89				51	164	340	48,5	104				63,5	210	355	60,5	104				76	220	420	72	129				101,6	300	470	97,6	129			
DN	A	B	C	D	E	304	316L																																																																																																												
25	110	145	22,5	25	160																																																																																																														
38	140	180	35,5	38	160																																																																																																														
51	164	190	48,5	51	160																																																																																																														
63,5	210	200	60,5	63,5	160																																																																																																														
76	220	215	72	76	190																																																																																																														
101,6	310	265	97,6	101,6	270																																																																																																														
DN	A	B	C	D	E	304	316L																																																																																																												
25	110	300	22,5	89																																																																																																															
38	140	335	35,5	89																																																																																																															
51	164	340	48,5	104																																																																																																															
63,5	210	355	60,5	104																																																																																																															
76	220	420	72	129																																																																																																															
101,6	300	470	97,6	129																																																																																																															

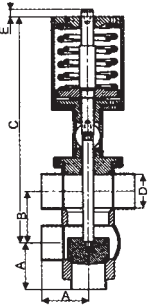
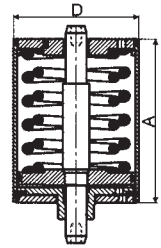
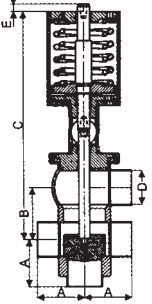
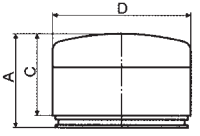
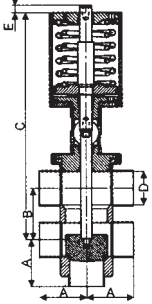
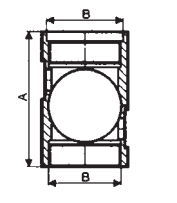
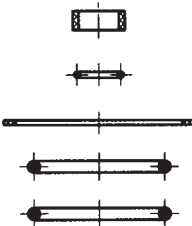
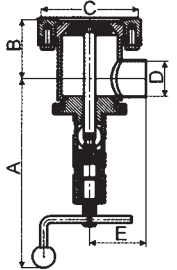
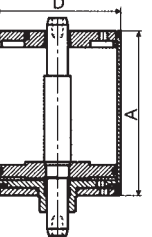
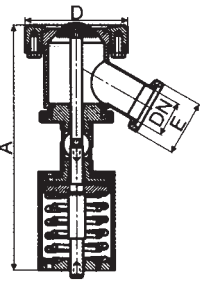
	<p><b>9005 DV53M 90°/120° Molchweiche, Schweißende</b></p> <p>Preise in € je Einheit</p> <table border="1"> <thead> <tr> <th>DN</th> <th>A</th> <th>B</th> <th>C</th> <th>D</th> <th>E</th> <th>304</th> <th>316L</th> </tr> </thead> <tbody> <tr><td>25</td><td></td><td></td><td>26</td><td>29</td><td>158</td><td></td><td></td></tr> <tr><td>40</td><td>140</td><td>100</td><td>38</td><td>41</td><td>188</td><td></td><td></td></tr> <tr><td>50</td><td>166</td><td>120</td><td>50</td><td>53</td><td>198</td><td></td><td></td></tr> <tr><td>65</td><td>200</td><td>146</td><td>66</td><td>70</td><td>228</td><td></td><td></td></tr> <tr><td>80</td><td>228</td><td>166</td><td>81</td><td>85</td><td>248</td><td></td><td></td></tr> <tr><td>100</td><td></td><td></td><td>100</td><td>104</td><td>278</td><td></td><td></td></tr> </tbody> </table> <p>auf Anfrage</p>	DN	A	B	C	D	E	304	316L	25			26	29	158			40	140	100	38	41	188			50	166	120	50	53	198			65	200	146	66	70	228			80	228	166	81	85	248			100			100	104	278				<p><b>9005 DV530A 90°/120° Molchweiche, pneumatisch, Gewinde</b></p> <p>Preise in € je Einheit</p> <table border="1"> <thead> <tr> <th>DN</th> <th>A</th> <th>B</th> <th>C</th> <th>D</th> <th>E</th> <th>304</th> <th>316L</th> </tr> </thead> <tbody> <tr><td>25</td><td></td><td></td><td>26</td><td></td><td></td><td></td><td></td></tr> <tr><td>40</td><td>184</td><td>122</td><td>38</td><td></td><td></td><td></td><td></td></tr> <tr><td>50</td><td>212</td><td>143</td><td>50</td><td></td><td></td><td></td><td></td></tr> <tr><td>65</td><td>250</td><td>171</td><td>66</td><td></td><td></td><td></td><td></td></tr> <tr><td>80</td><td>278</td><td>191</td><td>81</td><td></td><td></td><td></td><td></td></tr> <tr><td>100</td><td></td><td></td><td>100</td><td></td><td></td><td></td><td></td></tr> </tbody> </table> <p>auf Anfrage</p>	DN	A	B	C	D	E	304	316L	25			26					40	184	122	38					50	212	143	50					65	250	171	66					80	278	191	81					100			100				
DN	A	B	C	D	E	304	316L																																																																																																												
25			26	29	158																																																																																																														
40	140	100	38	41	188																																																																																																														
50	166	120	50	53	198																																																																																																														
65	200	146	66	70	228																																																																																																														
80	228	166	81	85	248																																																																																																														
100			100	104	278																																																																																																														
DN	A	B	C	D	E	304	316L																																																																																																												
25			26																																																																																																																
40	184	122	38																																																																																																																
50	212	143	50																																																																																																																
65	250	171	66																																																																																																																
80	278	191	81																																																																																																																
100			100																																																																																																																
	<p><b>9005 DV530M 90°/120° Molchweiche, Gewinde</b></p> <p>Preise in € je Einheit</p> <table border="1"> <thead> <tr> <th>DN</th> <th>A</th> <th>B</th> <th>C</th> <th>D</th> <th>E</th> <th>304</th> <th>316L</th> </tr> </thead> <tbody> <tr><td>25</td><td></td><td></td><td>26</td><td>29</td><td>Rd 52x1/6"</td><td></td><td></td></tr> <tr><td>40</td><td>184</td><td>122</td><td>38</td><td>41</td><td>Rd 65x1/6"</td><td></td><td></td></tr> <tr><td>50</td><td>212</td><td>143</td><td>50</td><td>53</td><td>Rd 78x1/6"</td><td></td><td></td></tr> <tr><td>65</td><td>250</td><td>171</td><td>66</td><td>70</td><td>Rd 95x1/6"</td><td></td><td></td></tr> <tr><td>80</td><td>278</td><td>191</td><td>81</td><td>85</td><td>Rd 110x1/4"</td><td></td><td></td></tr> <tr><td>100</td><td></td><td></td><td>100</td><td>104</td><td>Rd 130x1/4"</td><td></td><td></td></tr> </tbody> </table> <p>auf Anfrage</p>	DN	A	B	C	D	E	304	316L	25			26	29	Rd 52x1/6"			40	184	122	38	41	Rd 65x1/6"			50	212	143	50	53	Rd 78x1/6"			65	250	171	66	70	Rd 95x1/6"			80	278	191	81	85	Rd 110x1/4"			100			100	104	Rd 130x1/4"				<p><b>9005 SV53A 90°/120° Molchweiche SMS, pneumatisch, Schweißende</b></p> <p>Preise in € je Einheit</p> <table border="1"> <thead> <tr> <th>DN</th> <th>A</th> <th>B</th> <th>C</th> <th>D</th> <th>E</th> <th>304</th> <th>316L</th> </tr> </thead> <tbody> <tr><td>25</td><td></td><td></td><td>22,5</td><td></td><td></td><td></td><td></td></tr> <tr><td>38</td><td>132</td><td>96</td><td>35,5</td><td></td><td></td><td></td><td></td></tr> <tr><td>51</td><td>170</td><td>122</td><td>48,5</td><td></td><td></td><td></td><td></td></tr> <tr><td>63,5</td><td>200</td><td>144</td><td>60,5</td><td></td><td></td><td></td><td></td></tr> <tr><td>76</td><td>210</td><td>150</td><td>72</td><td></td><td></td><td></td><td></td></tr> <tr><td>101,6</td><td></td><td></td><td>97,6</td><td></td><td></td><td></td><td></td></tr> </tbody> </table> <p>auf Anfrage</p>	DN	A	B	C	D	E	304	316L	25			22,5					38	132	96	35,5					51	170	122	48,5					63,5	200	144	60,5					76	210	150	72					101,6			97,6				
DN	A	B	C	D	E	304	316L																																																																																																												
25			26	29	Rd 52x1/6"																																																																																																														
40	184	122	38	41	Rd 65x1/6"																																																																																																														
50	212	143	50	53	Rd 78x1/6"																																																																																																														
65	250	171	66	70	Rd 95x1/6"																																																																																																														
80	278	191	81	85	Rd 110x1/4"																																																																																																														
100			100	104	Rd 130x1/4"																																																																																																														
DN	A	B	C	D	E	304	316L																																																																																																												
25			22,5																																																																																																																
38	132	96	35,5																																																																																																																
51	170	122	48,5																																																																																																																
63,5	200	144	60,5																																																																																																																
76	210	150	72																																																																																																																
101,6			97,6																																																																																																																
	<p><b>9005 SV53M 90°/120° Molchweiche SMS, Schweißende</b></p> <p>Preise in € je Einheit</p> <table border="1"> <thead> <tr> <th>DN</th> <th>A</th> <th>B</th> <th>C</th> <th>D</th> <th>E</th> <th>304</th> <th>316L</th> </tr> </thead> <tbody> <tr><td>25</td><td></td><td></td><td>22,5</td><td>25</td><td>Rd 52x1/6"</td><td></td><td></td></tr> <tr><td>38</td><td>172</td><td>116</td><td>35,5</td><td>38</td><td>Rd 65x1/6"</td><td></td><td></td></tr> <tr><td>51</td><td>210</td><td>142</td><td>48,5</td><td>51</td><td>Rd 78x1/6"</td><td></td><td></td></tr> <tr><td>63,5</td><td>248</td><td>168</td><td>60,5</td><td>63,5</td><td>Rd 95x1/6"</td><td></td><td></td></tr> <tr><td>76</td><td>258</td><td>174</td><td>72</td><td>76</td><td>Rd 110x1/4"</td><td></td><td></td></tr> <tr><td>101,6</td><td></td><td></td><td>97,6</td><td>101,6</td><td>Rd 130x1/4"</td><td></td><td></td></tr> </tbody> </table> <p>auf Anfrage</p>	DN	A	B	C	D	E	304	316L	25			22,5	25	Rd 52x1/6"			38	172	116	35,5	38	Rd 65x1/6"			51	210	142	48,5	51	Rd 78x1/6"			63,5	248	168	60,5	63,5	Rd 95x1/6"			76	258	174	72	76	Rd 110x1/4"			101,6			97,6	101,6	Rd 130x1/4"				<p><b>9005 SV530A 90°/120° Molchweiche SMS, pneumatisch, Gewinde</b></p> <p>Preise in € je Einheit</p> <table border="1"> <thead> <tr> <th>DN</th> <th>A</th> <th>B</th> <th>C</th> <th>D</th> <th>E</th> <th>304</th> <th>316L</th> </tr> </thead> <tbody> <tr><td>25</td><td></td><td></td><td>22,5</td><td></td><td></td><td></td><td></td></tr> <tr><td>38</td><td>172</td><td>116</td><td>35,5</td><td></td><td></td><td></td><td></td></tr> <tr><td>51</td><td>210</td><td>142</td><td>48,5</td><td></td><td></td><td></td><td></td></tr> <tr><td>63,5</td><td>248</td><td>168</td><td>60,5</td><td></td><td></td><td></td><td></td></tr> <tr><td>76</td><td>258</td><td>174</td><td>72</td><td></td><td></td><td></td><td></td></tr> <tr><td>101,6</td><td></td><td></td><td>97,6</td><td></td><td></td><td></td><td></td></tr> </tbody> </table> <p>auf Anfrage</p>	DN	A	B	C	D	E	304	316L	25			22,5					38	172	116	35,5					51	210	142	48,5					63,5	248	168	60,5					76	258	174	72					101,6			97,6				
DN	A	B	C	D	E	304	316L																																																																																																												
25			22,5	25	Rd 52x1/6"																																																																																																														
38	172	116	35,5	38	Rd 65x1/6"																																																																																																														
51	210	142	48,5	51	Rd 78x1/6"																																																																																																														
63,5	248	168	60,5	63,5	Rd 95x1/6"																																																																																																														
76	258	174	72	76	Rd 110x1/4"																																																																																																														
101,6			97,6	101,6	Rd 130x1/4"																																																																																																														
DN	A	B	C	D	E	304	316L																																																																																																												
25			22,5																																																																																																																
38	172	116	35,5																																																																																																																
51	210	142	48,5																																																																																																																
63,5	248	168	60,5																																																																																																																
76	258	174	72																																																																																																																
101,6			97,6																																																																																																																
	<p><b>9005 SV530M 90°/120° Molchweiche SMS, Gewinde</b></p> <p>Preise in € je Einheit</p> <table border="1"> <thead> <tr> <th>DN</th> <th>A</th> <th>B</th> <th>C</th> <th>D</th> <th>E</th> <th>304</th> <th>316L</th> </tr> </thead> <tbody> <tr><td>25</td><td></td><td></td><td>22,5</td><td>158</td><td>40 x 1/6"</td><td></td><td></td></tr> <tr><td>38</td><td>132</td><td>96</td><td>35,5</td><td>188</td><td>60 x 1/6"</td><td></td><td></td></tr> <tr><td>51</td><td>170</td><td>122</td><td>48,5</td><td>198</td><td>70 x 1/6"</td><td></td><td></td></tr> <tr><td>63,5</td><td>200</td><td>144</td><td>60,5</td><td>228</td><td>85 x 1/6"</td><td></td><td></td></tr> <tr><td>76</td><td>210</td><td>150</td><td>72</td><td>248</td><td>98 x 1/6"</td><td></td><td></td></tr> <tr><td>101,6</td><td></td><td></td><td>97,6</td><td>278</td><td>132 x 1/6"</td><td></td><td></td></tr> </tbody> </table> <p>auf Anfrage</p>	DN	A	B	C	D	E	304	316L	25			22,5	158	40 x 1/6"			38	132	96	35,5	188	60 x 1/6"			51	170	122	48,5	198	70 x 1/6"			63,5	200	144	60,5	228	85 x 1/6"			76	210	150	72	248	98 x 1/6"			101,6			97,6	278	132 x 1/6"				<p><b>678-05 Antrieb Luft/Feder</b></p> <p>Preise in € je Einheit</p> <table border="1"> <thead> <tr> <th>DN</th> <th>A</th> <th>B</th> <th>C</th> <th>D</th> <th>E</th> <th>304</th> <th>316L</th> </tr> </thead> <tbody> <tr><td>25 - 40</td><td>Typ 002</td><td>89</td><td>175</td><td>12</td><td></td><td></td><td></td></tr> <tr><td>50</td><td>Typ 004</td><td>104</td><td>175</td><td>12</td><td></td><td></td><td></td></tr> <tr><td>65 - 80</td><td>Typ 006</td><td>129</td><td>230</td><td>14</td><td></td><td></td><td></td></tr> </tbody> </table> <p>auf Anfrage</p>	DN	A	B	C	D	E	304	316L	25 - 40	Typ 002	89	175	12				50	Typ 004	104	175	12				65 - 80	Typ 006	129	230	14																											
DN	A	B	C	D	E	304	316L																																																																																																												
25			22,5	158	40 x 1/6"																																																																																																														
38	132	96	35,5	188	60 x 1/6"																																																																																																														
51	170	122	48,5	198	70 x 1/6"																																																																																																														
63,5	200	144	60,5	228	85 x 1/6"																																																																																																														
76	210	150	72	248	98 x 1/6"																																																																																																														
101,6			97,6	278	132 x 1/6"																																																																																																														
DN	A	B	C	D	E	304	316L																																																																																																												
25 - 40	Typ 002	89	175	12																																																																																																															
50	Typ 004	104	175	12																																																																																																															
65 - 80	Typ 006	129	230	14																																																																																																															
	<p><b>9005 DV53A 90°/120° Molchweiche, pneumatisch, Schweißende</b></p> <p>Preise in € je Einheit</p> <table border="1"> <thead> <tr> <th>DN</th> <th>A</th> <th>B</th> <th>C</th> <th>D</th> <th>E</th> <th>304</th> <th>316L</th> </tr> </thead> <tbody> <tr><td>25</td><td></td><td></td><td>26</td><td></td><td></td><td></td><td></td></tr> <tr><td>40</td><td>140</td><td>100</td><td>38</td><td></td><td></td><td></td><td></td></tr> <tr><td>50</td><td>166</td><td>120</td><td>50</td><td></td><td></td><td></td><td></td></tr> <tr><td>65</td><td>200</td><td>146</td><td>66</td><td></td><td></td><td></td><td></td></tr> <tr><td>80</td><td>228</td><td>166</td><td>81</td><td></td><td></td><td></td><td></td></tr> <tr><td>100</td><td></td><td></td><td>100</td><td></td><td></td><td></td><td></td></tr> </tbody> </table> <p>auf Anfrage</p>	DN	A	B	C	D	E	304	316L	25			26					40	140	100	38					50	166	120	50					65	200	146	66					80	228	166	81					100			100						<p><b>678-05 Antrieb Luft/Luft</b></p> <p>Preise in € je Einheit</p> <table border="1"> <thead> <tr> <th>DN</th> <th>A</th> <th>B</th> <th>C</th> <th>D</th> <th>E</th> <th>304</th> <th>316L</th> </tr> </thead> <tbody> <tr><td>25 - 40</td><td>Typ 002</td><td>89</td><td>175</td><td>12</td><td></td><td></td><td></td></tr> <tr><td>50</td><td>Typ 004</td><td>104</td><td>175</td><td>12</td><td></td><td></td><td></td></tr> <tr><td>65 - 80</td><td>Typ 006</td><td>129</td><td>230</td><td>14</td><td></td><td></td><td></td></tr> </tbody> </table> <p>auf Anfrage</p>	DN	A	B	C	D	E	304	316L	25 - 40	Typ 002	89	175	12				50	Typ 004	104	175	12				65 - 80	Typ 006	129	230	14																											
DN	A	B	C	D	E	304	316L																																																																																																												
25			26																																																																																																																
40	140	100	38																																																																																																																
50	166	120	50																																																																																																																
65	200	146	66																																																																																																																
80	228	166	81																																																																																																																
100			100																																																																																																																
DN	A	B	C	D	E	304	316L																																																																																																												
25 - 40	Typ 002	89	175	12																																																																																																															
50	Typ 004	104	175	12																																																																																																															
65 - 80	Typ 006	129	230	14																																																																																																															

	<p><b>678 T-05 Antrieb Luft/Feder mit Top</b></p> <p>Preise in € je Einheit</p> <table border="1"> <thead> <tr> <th>DN</th> <th>Typ</th> <th>A</th> <th>B</th> <th>C</th> <th>304</th> <th>316L</th> </tr> </thead> <tbody> <tr> <td>25 - 40</td> <td>Typ 002</td> <td></td> <td>175</td> <td>12</td> <td></td> <td></td> </tr> <tr> <td>50</td> <td>Typ 004</td> <td></td> <td>175</td> <td>12</td> <td></td> <td></td> </tr> <tr> <td>65 - 80</td> <td>Typ 006</td> <td></td> <td>230</td> <td>14</td> <td></td> <td></td> </tr> </tbody> </table> <p>Ausstattung:                      SPS : 2 x Rückmeldung, LED-Anzeige                      ASI : 2 x Rückmeldung, LED-Anzeige                      Interbus : 2 x Rückmeldung, LED-Anzeige                      Sonderfunktionen auf Anfrage</p>	DN	Typ	A	B	C	304	316L	25 - 40	Typ 002		175	12			50	Typ 004		175	12			65 - 80	Typ 006		230	14				<p><b>9005 51-R Handbetätigung mit Rückmeldung</b></p> <p>Preise in € je Einheit</p> <table border="1"> <thead> <tr> <th>DN</th> <th>A</th> <th>B</th> <th>C</th> <th>D</th> <th>E</th> <th>304</th> <th>316L</th> </tr> </thead> <tbody> <tr> <td>25 - 50</td> <td>160</td> <td></td> <td></td> <td></td> <td></td> <td></td> <td></td> </tr> <tr> <td>65 - 80</td> <td>190</td> <td></td> <td></td> <td></td> <td></td> <td></td> <td></td> </tr> <tr> <td>100</td> <td>270</td> <td></td> <td></td> <td></td> <td></td> <td></td> <td></td> </tr> </tbody> </table>	DN	A	B	C	D	E	304	316L	25 - 50	160							65 - 80	190							100	270																																										
DN	Typ	A	B	C	304	316L																																																																																													
25 - 40	Typ 002		175	12																																																																																															
50	Typ 004		175	12																																																																																															
65 - 80	Typ 006		230	14																																																																																															
DN	A	B	C	D	E	304	316L																																																																																												
25 - 50	160																																																																																																		
65 - 80	190																																																																																																		
100	270																																																																																																		
	<p><b>677 T-05 Antrieb Luft/Luft mit Top</b></p> <p>Preise in € je Einheit</p> <table border="1"> <thead> <tr> <th>DN</th> <th>Typ</th> <th>A</th> <th>B</th> <th>C</th> <th>304</th> <th>316L</th> </tr> </thead> <tbody> <tr> <td>25 - 40</td> <td>Typ 002</td> <td></td> <td>175</td> <td>12</td> <td></td> <td></td> </tr> <tr> <td>50</td> <td>Typ 004</td> <td></td> <td>175</td> <td>12</td> <td></td> <td></td> </tr> <tr> <td>65 - 80</td> <td>Typ 006</td> <td></td> <td>230</td> <td>14</td> <td></td> <td></td> </tr> </tbody> </table> <p>Ausstattung:                      SPS : 2 x Rückmeldung, LED-Anzeige                      ASI : 2 x Rückmeldung, LED-Anzeige                      Interbus : 2 x Rückmeldung, LED-Anzeige                      Sonderfunktionen auf Anfrage</p>	DN	Typ	A	B	C	304	316L	25 - 40	Typ 002		175	12			50	Typ 004		175	12			65 - 80	Typ 006		230	14				<p><b>9005 KE10 Regelantrieb für 2-Weg Bogenventile</b></p> <p>Preise in € je Einheit</p> <table border="1"> <thead> <tr> <th>DN</th> <th>A</th> <th>B</th> <th>C</th> <th>D</th> <th>E</th> <th>304</th> <th>316L</th> </tr> </thead> <tbody> <tr> <td>25 - 65</td> <td></td> <td></td> <td></td> <td></td> <td></td> <td></td> <td></td> </tr> <tr> <td>80 - 100</td> <td></td> <td></td> <td></td> <td></td> <td></td> <td></td> <td></td> </tr> </tbody> </table>	DN	A	B	C	D	E	304	316L	25 - 65								80 - 100																																																			
DN	Typ	A	B	C	304	316L																																																																																													
25 - 40	Typ 002		175	12																																																																																															
50	Typ 004		175	12																																																																																															
65 - 80	Typ 006		230	14																																																																																															
DN	A	B	C	D	E	304	316L																																																																																												
25 - 65																																																																																																			
80 - 100																																																																																																			
	<p><b>9005 RD 1403 Haltekonsole</b></p> <p>Preise in € je Einheit</p> <table border="1"> <thead> <tr> <th>DN</th> <th>A</th> <th>B</th> <th>C</th> <th>D</th> <th>E</th> <th>304</th> <th>316L</th> </tr> </thead> <tbody> <tr> <td>25 - 50</td> <td>80</td> <td>50</td> <td>30</td> <td></td> <td></td> <td></td> <td></td> </tr> <tr> <td>65 - 80</td> <td>80</td> <td>70</td> <td>30</td> <td></td> <td></td> <td></td> <td></td> </tr> <tr> <td>100</td> <td>80</td> <td>70</td> <td>30</td> <td></td> <td></td> <td></td> <td></td> </tr> </tbody> </table>	DN	A	B	C	D	E	304	316L	25 - 50	80	50	30					65 - 80	80	70	30					100	80	70	30						<p><b>1717 Rückmeldung für Pneumatikantriebe</b></p> <p>Preise in € je Einheit</p> <table border="1"> <thead> <tr> <th>DN</th> <th>A</th> <th>B</th> <th>C</th> <th>D</th> <th>E</th> <th>304</th> <th>316L</th> </tr> </thead> <tbody> <tr> <td>25 - 100</td> <td></td> <td></td> <td></td> <td></td> <td></td> <td></td> <td></td> </tr> </tbody> </table>	DN	A	B	C	D	E	304	316L	25 - 100																																																							
DN	A	B	C	D	E	304	316L																																																																																												
25 - 50	80	50	30																																																																																																
65 - 80	80	70	30																																																																																																
100	80	70	30																																																																																																
DN	A	B	C	D	E	304	316L																																																																																												
25 - 100																																																																																																			
	<p><b>7803 Lamellenmolch (2-Wege-Molch)</b></p> <p>Preise in € je Einheit</p> <table border="1"> <thead> <tr> <th>DN</th> <th>A</th> <th>B</th> <th>C</th> <th>D</th> <th>E</th> <th>ohne Magnet</th> <th>mit Magnet</th> </tr> </thead> <tbody> <tr> <td>25</td> <td>130</td> <td>29</td> <td></td> <td></td> <td></td> <td></td> <td></td> </tr> <tr> <td>32</td> <td>130</td> <td>35</td> <td></td> <td></td> <td></td> <td></td> <td></td> </tr> <tr> <td>40</td> <td>140</td> <td>43</td> <td></td> <td></td> <td></td> <td></td> <td></td> </tr> <tr> <td>50</td> <td>150</td> <td>54</td> <td></td> <td></td> <td></td> <td></td> <td></td> </tr> <tr> <td>65</td> <td>160</td> <td>69</td> <td></td> <td></td> <td></td> <td></td> <td></td> </tr> <tr> <td>80</td> <td>170</td> <td>85</td> <td></td> <td></td> <td></td> <td></td> <td></td> </tr> <tr> <td>100</td> <td>200</td> <td>106</td> <td></td> <td></td> <td></td> <td></td> <td></td> </tr> <tr> <td>125</td> <td>230</td> <td>130</td> <td></td> <td></td> <td></td> <td></td> <td></td> </tr> <tr> <td>150</td> <td>250</td> <td>155</td> <td></td> <td></td> <td></td> <td></td> <td></td> </tr> </tbody> </table>	DN	A	B	C	D	E	ohne Magnet	mit Magnet	25	130	29						32	130	35						40	140	43						50	150	54						65	160	69						80	170	85						100	200	106						125	230	130						150	250	155							<p><b>7803 Lamellenmolch (2-Wege-Molch)</b></p> <p>Preise in € je Einheit</p> <table border="1"> <thead> <tr> <th>DN</th> <th>A</th> <th>B</th> <th>C</th> <th>D</th> <th>E</th> <th>ohne Magnet</th> <th>mit Magnet</th> </tr> </thead> <tbody> <tr> <td></td> <td></td> <td></td> <td></td> <td></td> <td></td> <td></td> <td></td> </tr> </tbody> </table>	DN	A	B	C	D	E	ohne Magnet	mit Magnet								
DN	A	B	C	D	E	ohne Magnet	mit Magnet																																																																																												
25	130	29																																																																																																	
32	130	35																																																																																																	
40	140	43																																																																																																	
50	150	54																																																																																																	
65	160	69																																																																																																	
80	170	85																																																																																																	
100	200	106																																																																																																	
125	230	130																																																																																																	
150	250	155																																																																																																	
DN	A	B	C	D	E	ohne Magnet	mit Magnet																																																																																												
	<p><b>9005 PMS Lippenmolch (1-Weg)</b></p> <p>Preise in € je Einheit</p> <table border="1"> <thead> <tr> <th>DN</th> <th>A</th> <th>B</th> <th>C</th> <th>D</th> <th>E</th> <th>ohne Magnet</th> <th>mit Magnet</th> </tr> </thead> <tbody> <tr> <td>40 / 1 1/2"</td> <td>164</td> <td></td> <td>34</td> <td>40</td> <td></td> <td></td> <td></td> </tr> <tr> <td>50 / 2"</td> <td>200</td> <td></td> <td>46</td> <td>56</td> <td></td> <td></td> <td></td> </tr> <tr> <td>65 / 2 1/2"</td> <td>249</td> <td></td> <td>58</td> <td>68</td> <td></td> <td></td> <td></td> </tr> <tr> <td>3"</td> <td>288</td> <td></td> <td>69,5</td> <td>80</td> <td></td> <td></td> <td></td> </tr> <tr> <td>80</td> <td>301,5</td> <td></td> <td>78,5</td> <td>89</td> <td></td> <td></td> <td></td> </tr> <tr> <td>100 / 4"</td> <td>350,5</td> <td></td> <td>95</td> <td>107</td> <td></td> <td></td> <td></td> </tr> </tbody> </table>	DN	A	B	C	D	E	ohne Magnet	mit Magnet	40 / 1 1/2"	164		34	40				50 / 2"	200		46	56				65 / 2 1/2"	249		58	68				3"	288		69,5	80				80	301,5		78,5	89				100 / 4"	350,5		95	107					<p><b>9005 PMS Lippenmolch (1-Weg)</b></p> <p>Preise in € je Einheit</p> <table border="1"> <thead> <tr> <th>DN</th> <th>A</th> <th>B</th> <th>C</th> <th>D</th> <th>E</th> <th>ohne Magnet</th> <th>mit Magnet</th> </tr> </thead> <tbody> <tr> <td></td> <td></td> <td></td> <td></td> <td></td> <td></td> <td></td> <td></td> </tr> </tbody> </table>	DN	A	B	C	D	E	ohne Magnet	mit Magnet																																
DN	A	B	C	D	E	ohne Magnet	mit Magnet																																																																																												
40 / 1 1/2"	164		34	40																																																																																															
50 / 2"	200		46	56																																																																																															
65 / 2 1/2"	249		58	68																																																																																															
3"	288		69,5	80																																																																																															
80	301,5		78,5	89																																																																																															
100 / 4"	350,5		95	107																																																																																															
DN	A	B	C	D	E	ohne Magnet	mit Magnet																																																																																												

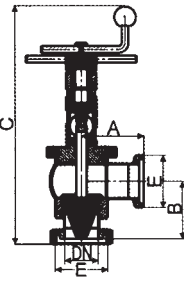
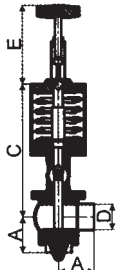
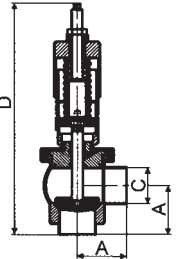

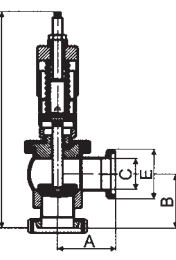
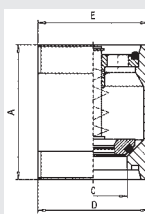
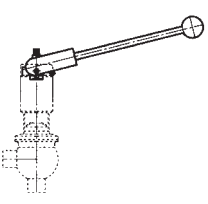
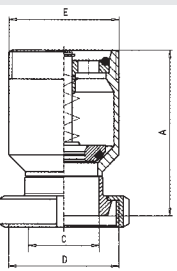
	<p><b>700 Schrägsitzkolbenventil S-S</b></p> <p>Preise in € je Einheit</p> <table border="1"> <thead> <tr> <th>DN</th> <th>A</th> <th>B</th> <th>C</th> <th>D</th> <th>E</th> <th>304</th> <th>316L</th> </tr> </thead> <tbody> <tr><td>10</td><td>90</td><td></td><td></td><td></td><td></td><td></td><td></td></tr> <tr><td>15</td><td>100</td><td></td><td></td><td></td><td></td><td></td><td></td></tr> <tr><td>20</td><td>100</td><td></td><td></td><td></td><td></td><td></td><td></td></tr> <tr><td>25</td><td>100</td><td></td><td></td><td></td><td></td><td></td><td></td></tr> </tbody> </table> <p>auf Anfrage</p>	DN	A	B	C	D	E	304	316L	10	90							15	100							20	100							25	100							 <p>B in geöffnetem Zustand</p>	<p><b>722 Schrägsitz-Ventil S-S</b> voller Durchgang</p> <p>Preise in € je Einheit</p> <table border="1"> <thead> <tr> <th>DN</th> <th>A</th> <th>B</th> <th>C</th> <th>D</th> <th>E</th> <th>304</th> <th>316L</th> </tr> </thead> <tbody> <tr><td>25</td><td>106</td><td>140</td><td>26</td><td>30</td><td></td><td>439,10</td><td></td></tr> <tr><td>32</td><td>116</td><td>160</td><td>32</td><td>36</td><td></td><td>456,30</td><td></td></tr> <tr><td>40</td><td>139</td><td>180</td><td>38</td><td>42</td><td></td><td>488,30</td><td></td></tr> <tr><td>50</td><td>161</td><td>220</td><td>50</td><td>54</td><td></td><td>565,50</td><td></td></tr> <tr><td>65</td><td>210</td><td>276</td><td>66</td><td>70</td><td></td><td>851,10</td><td></td></tr> </tbody> </table> <p>auf Anfrage</p>	DN	A	B	C	D	E	304	316L	25	106	140	26	30		439,10		32	116	160	32	36		456,30		40	139	180	38	42		488,30		50	161	220	50	54		565,50		65	210	276	66	70		851,10																	
DN	A	B	C	D	E	304	316L																																																																																																				
10	90																																																																																																										
15	100																																																																																																										
20	100																																																																																																										
25	100																																																																																																										
DN	A	B	C	D	E	304	316L																																																																																																				
25	106	140	26	30		439,10																																																																																																					
32	116	160	32	36		456,30																																																																																																					
40	139	180	38	42		488,30																																																																																																					
50	161	220	50	54		565,50																																																																																																					
65	210	276	66	70		851,10																																																																																																					
	<p><b>702 Schrägsitzkolbenventil G-G</b></p> <p>Preise in € je Einheit</p> <table border="1"> <thead> <tr> <th>DN</th> <th>A</th> <th>B</th> <th>C</th> <th>D</th> <th>E</th> <th>304</th> <th>316L</th> </tr> </thead> <tbody> <tr><td>10</td><td>132</td><td></td><td></td><td></td><td></td><td></td><td></td></tr> <tr><td>15</td><td>142</td><td></td><td></td><td></td><td></td><td></td><td></td></tr> <tr><td>20</td><td>148</td><td></td><td></td><td></td><td></td><td></td><td></td></tr> <tr><td>25</td><td>158</td><td></td><td></td><td></td><td></td><td></td><td></td></tr> </tbody> </table> <p>auf Anfrage</p>	DN	A	B	C	D	E	304	316L	10	132							15	142							20	148							25	158							 <p>B in geöffnetem Zustand</p>	<p><b>755 Schrägsitz-Ventil G-G</b> voller Durchgang</p> <p>Preise in € je Einheit</p> <table border="1"> <thead> <tr> <th>DN</th> <th>A</th> <th>B</th> <th>C</th> <th>D</th> <th>E</th> <th>304</th> <th>316L</th> </tr> </thead> <tbody> <tr><td>25</td><td>157</td><td>140</td><td>26</td><td></td><td>Rd 52x1/6"</td><td>486,00</td><td></td></tr> <tr><td>32</td><td>170</td><td>160</td><td>32</td><td></td><td>Rd 58x1/6"</td><td>497,10</td><td></td></tr> <tr><td>40</td><td>194</td><td>180</td><td>38</td><td></td><td>Rd 65x1/6"</td><td>534,50</td><td></td></tr> <tr><td>50</td><td>219</td><td>220</td><td>50</td><td></td><td>Rd 78x1/6"</td><td>621,50</td><td></td></tr> <tr><td>65</td><td>275</td><td>276</td><td>66</td><td></td><td>Rd 95x1/6"</td><td>1024,50</td><td></td></tr> </tbody> </table> <p>auf Anfrage</p>	DN	A	B	C	D	E	304	316L	25	157	140	26		Rd 52x1/6"	486,00		32	170	160	32		Rd 58x1/6"	497,10		40	194	180	38		Rd 65x1/6"	534,50		50	219	220	50		Rd 78x1/6"	621,50		65	275	276	66		Rd 95x1/6"	1024,50																	
DN	A	B	C	D	E	304	316L																																																																																																				
10	132																																																																																																										
15	142																																																																																																										
20	148																																																																																																										
25	158																																																																																																										
DN	A	B	C	D	E	304	316L																																																																																																				
25	157	140	26		Rd 52x1/6"	486,00																																																																																																					
32	170	160	32		Rd 58x1/6"	497,10																																																																																																					
40	194	180	38		Rd 65x1/6"	534,50																																																																																																					
50	219	220	50		Rd 78x1/6"	621,50																																																																																																					
65	275	276	66		Rd 95x1/6"	1024,50																																																																																																					
	<p><b>704 Schrägsitzkolbenventil KM-G</b></p> <p>Preise in € je Einheit</p> <table border="1"> <thead> <tr> <th>DN</th> <th>A</th> <th>B</th> <th>C</th> <th>D</th> <th>E</th> <th>304</th> <th>316L</th> </tr> </thead> <tbody> <tr><td>10</td><td>124</td><td></td><td></td><td></td><td></td><td></td><td></td></tr> <tr><td>15</td><td>134</td><td></td><td></td><td></td><td></td><td></td><td></td></tr> <tr><td>20</td><td>137</td><td></td><td></td><td></td><td></td><td></td><td></td></tr> <tr><td>25</td><td>144</td><td></td><td></td><td></td><td></td><td></td><td></td></tr> </tbody> </table> <p>auf Anfrage</p>	DN	A	B	C	D	E	304	316L	10	124							15	134							20	137							25	144								<p><b>890 s Membranventil</b> 2 x Schweißende ISO</p> <p>Preise in € je Einheit</p> <table border="1"> <thead> <tr> <th>DN</th> <th>A</th> <th>B</th> <th>C</th> <th>D</th> <th>E</th> <th>manuell</th> <th>pneum.</th> </tr> </thead> <tbody> <tr><td>15</td><td>122</td><td></td><td>18.1</td><td>21.3</td><td></td><td></td><td></td></tr> <tr><td>20</td><td>122</td><td></td><td>23.7</td><td>26.9</td><td></td><td></td><td></td></tr> <tr><td>25</td><td>122</td><td></td><td>29.7</td><td>33.7</td><td></td><td></td><td></td></tr> <tr><td>32</td><td>155</td><td></td><td>38.4</td><td>42.4</td><td></td><td></td><td></td></tr> <tr><td>40</td><td>155</td><td></td><td>44.3</td><td>48.3</td><td></td><td></td><td></td></tr> <tr><td>50</td><td>175</td><td></td><td>55.1</td><td>60.3</td><td></td><td></td><td></td></tr> <tr><td>80</td><td>256</td><td></td><td>83.7</td><td>88.9</td><td></td><td></td><td></td></tr> </tbody> </table> <p>auf Anfrage</p>	DN	A	B	C	D	E	manuell	pneum.	15	122		18.1	21.3				20	122		23.7	26.9				25	122		29.7	33.7				32	155		38.4	42.4				40	155		44.3	48.3				50	175		55.1	60.3				80	256		83.7	88.9			
DN	A	B	C	D	E	304	316L																																																																																																				
10	124																																																																																																										
15	134																																																																																																										
20	137																																																																																																										
25	144																																																																																																										
DN	A	B	C	D	E	manuell	pneum.																																																																																																				
15	122		18.1	21.3																																																																																																							
20	122		23.7	26.9																																																																																																							
25	122		29.7	33.7																																																																																																							
32	155		38.4	42.4																																																																																																							
40	155		44.3	48.3																																																																																																							
50	175		55.1	60.3																																																																																																							
80	256		83.7	88.9																																																																																																							
	<p><b>705 Eck-Kolbenventil S-S</b></p> <p>Preise in € je Einheit</p> <table border="1"> <thead> <tr> <th>DN</th> <th>A</th> <th>B</th> <th>C</th> <th>D</th> <th>E</th> <th>304</th> <th>316L</th> </tr> </thead> <tbody> <tr><td>10</td><td>26</td><td></td><td></td><td></td><td></td><td></td><td></td></tr> <tr><td>15</td><td>35</td><td></td><td></td><td></td><td></td><td></td><td></td></tr> <tr><td>20</td><td>40</td><td></td><td></td><td></td><td></td><td></td><td></td></tr> <tr><td>25</td><td>50</td><td></td><td></td><td></td><td></td><td></td><td></td></tr> </tbody> </table> <p>auf Anfrage</p>	DN	A	B	C	D	E	304	316L	10	26							15	35							20	40							25	50								<p><b>891 Membranventil</b> 2 x Schweißende ISO</p> <p>Preise in € je Einheit</p> <table border="1"> <thead> <tr> <th>DN</th> <th>A</th> <th>B</th> <th>C</th> <th>D</th> <th>E</th> <th>manuell</th> <th>pneum.</th> </tr> </thead> <tbody> <tr><td>4</td><td>64</td><td></td><td>4</td><td>6</td><td></td><td></td><td></td></tr> <tr><td>6</td><td>64</td><td></td><td>6</td><td>8</td><td></td><td></td><td></td></tr> <tr><td>8</td><td>64</td><td></td><td>8</td><td>10</td><td></td><td></td><td></td></tr> <tr><td>10</td><td>64</td><td></td><td>10</td><td>12</td><td></td><td></td><td></td></tr> </tbody> </table> <p>auf Anfrage</p>	DN	A	B	C	D	E	manuell	pneum.	4	64		4	6				6	64		6	8				8	64		8	10				10	64		10	12																											
DN	A	B	C	D	E	304	316L																																																																																																				
10	26																																																																																																										
15	35																																																																																																										
20	40																																																																																																										
25	50																																																																																																										
DN	A	B	C	D	E	manuell	pneum.																																																																																																				
4	64		4	6																																																																																																							
6	64		6	8																																																																																																							
8	64		8	10																																																																																																							
10	64		10	12																																																																																																							
	<p><b>706 Entlüftungsventil mit Kugel</b></p> <p>Preise in € je Einheit</p> <table border="1"> <thead> <tr> <th>DN</th> <th>A</th> <th>B</th> <th>C</th> <th>D</th> <th>E</th> <th>304</th> <th>316L</th> </tr> </thead> <tbody> <tr><td>12</td><td>110</td><td></td><td>12.3</td><td>17</td><td></td><td></td><td>559,10</td></tr> </tbody> </table>	DN	A	B	C	D	E	304	316L	12	110		12.3	17			559,10		<p><b>893 Ersatz-Membrane</b></p> <p>Preise in € je Einheit</p> <table border="1"> <thead> <tr> <th>DN</th> <th>A</th> <th>B</th> <th>C</th> <th>D</th> <th>E</th> <th>EPDM</th> </tr> </thead> <tbody> <tr><td>15</td><td></td><td></td><td></td><td></td><td></td><td></td></tr> <tr><td>20</td><td></td><td></td><td></td><td></td><td></td><td></td></tr> <tr><td>25</td><td></td><td></td><td></td><td></td><td></td><td></td></tr> <tr><td>32</td><td></td><td></td><td></td><td></td><td></td><td></td></tr> <tr><td>40</td><td></td><td></td><td></td><td></td><td></td><td></td></tr> <tr><td>50</td><td></td><td></td><td></td><td></td><td></td><td></td></tr> <tr><td>80</td><td></td><td></td><td></td><td></td><td></td><td></td></tr> </tbody> </table> <p>auf Anfrage</p>	DN	A	B	C	D	E	EPDM	15							20							25							32							40							50							80																																						
DN	A	B	C	D	E	304	316L																																																																																																				
12	110		12.3	17			559,10																																																																																																				
DN	A	B	C	D	E	EPDM																																																																																																					
15																																																																																																											
20																																																																																																											
25																																																																																																											
32																																																																																																											
40																																																																																																											
50																																																																																																											
80																																																																																																											

	<p><b>9006 DS102 Doppelsitzventil</b></p> <p>Preise in € je Einheit</p> <table border="1"> <thead> <tr> <th>DN</th> <th>A</th> <th>B</th> <th>C</th> <th>D</th> <th>E</th> <th>304</th> <th>316L</th> </tr> </thead> <tbody> <tr><td>25</td><td>170</td><td>29x1,5</td><td>112,5</td><td>43,5</td><td>440</td><td></td><td></td></tr> <tr><td>40</td><td>170</td><td>41x1,5</td><td>134</td><td>59</td><td>446</td><td></td><td></td></tr> <tr><td>50</td><td>170</td><td>53x1,5</td><td>152</td><td>71</td><td>446</td><td></td><td></td></tr> <tr><td>65</td><td>210</td><td>70x2</td><td>181</td><td>87</td><td>460</td><td></td><td></td></tr> <tr><td>80</td><td>230</td><td>85x2</td><td>219</td><td>106</td><td>530</td><td></td><td></td></tr> <tr><td>100</td><td>260</td><td>104x2</td><td>264</td><td>125</td><td>550</td><td></td><td></td></tr> <tr><td>125</td><td>320</td><td>129x2</td><td>300</td><td>150</td><td>600</td><td></td><td></td></tr> <tr><td>150</td><td>345</td><td>154x2</td><td>337</td><td>175</td><td>620</td><td></td><td></td></tr> </tbody> </table> <p>auf Anfrage</p>	DN	A	B	C	D	E	304	316L	25	170	29x1,5	112,5	43,5	440			40	170	41x1,5	134	59	446			50	170	53x1,5	152	71	446			65	210	70x2	181	87	460			80	230	85x2	219	106	530			100	260	104x2	264	125	550			125	320	129x2	300	150	600			150	345	154x2	337	175	620				<p><b>730 Eckventil S-S</b></p> <p>Preise in € je Einheit</p> <table border="1"> <thead> <tr> <th>DN</th> <th>A</th> <th>B</th> <th>C</th> <th>D</th> <th>E</th> <th>304</th> <th>316L</th> </tr> </thead> <tbody> <tr><td>10</td><td></td><td></td><td>10</td><td>13</td><td></td><td></td><td></td></tr> <tr><td>15</td><td></td><td></td><td>16</td><td>19</td><td></td><td></td><td></td></tr> <tr><td>20</td><td></td><td></td><td>20</td><td>23</td><td></td><td></td><td></td></tr> <tr><td>25</td><td></td><td></td><td>26</td><td>29</td><td></td><td></td><td></td></tr> <tr><td>32</td><td></td><td></td><td>32</td><td>35</td><td></td><td></td><td></td></tr> <tr><td>40</td><td></td><td></td><td>38</td><td>41</td><td></td><td></td><td></td></tr> <tr><td>50</td><td></td><td></td><td>50</td><td>53</td><td></td><td></td><td></td></tr> <tr><td>65</td><td></td><td></td><td>66</td><td>70</td><td></td><td></td><td></td></tr> <tr><td>80</td><td></td><td></td><td>81</td><td>85</td><td></td><td></td><td></td></tr> <tr><td>100</td><td></td><td></td><td>100</td><td>104</td><td></td><td></td><td></td></tr> </tbody> </table> <p>auf Anfrage</p>	DN	A	B	C	D	E	304	316L	10			10	13				15			16	19				20			20	23				25			26	29				32			32	35				40			38	41				50			50	53				65			66	70				80			81	85				100			100	104			
DN	A	B	C	D	E	304	316L																																																																																																																																																												
25	170	29x1,5	112,5	43,5	440																																																																																																																																																														
40	170	41x1,5	134	59	446																																																																																																																																																														
50	170	53x1,5	152	71	446																																																																																																																																																														
65	210	70x2	181	87	460																																																																																																																																																														
80	230	85x2	219	106	530																																																																																																																																																														
100	260	104x2	264	125	550																																																																																																																																																														
125	320	129x2	300	150	600																																																																																																																																																														
150	345	154x2	337	175	620																																																																																																																																																														
DN	A	B	C	D	E	304	316L																																																																																																																																																												
10			10	13																																																																																																																																																															
15			16	19																																																																																																																																																															
20			20	23																																																																																																																																																															
25			26	29																																																																																																																																																															
32			32	35																																																																																																																																																															
40			38	41																																																																																																																																																															
50			50	53																																																																																																																																																															
65			66	70																																																																																																																																																															
80			81	85																																																																																																																																																															
100			100	104																																																																																																																																																															
	<p><b>9006 DS101 Doppelsitzventil</b></p> <p>Preise in € je Einheit</p> <table border="1"> <thead> <tr> <th>DN</th> <th>A</th> <th>B</th> <th>C</th> <th>D</th> <th>E</th> <th>304</th> <th>316L</th> </tr> </thead> <tbody> <tr><td>25</td><td>170</td><td>29x1,5</td><td>112,5</td><td>43,5</td><td>440</td><td></td><td></td></tr> <tr><td>40</td><td>170</td><td>41x1,5</td><td>134</td><td>59</td><td>446</td><td></td><td></td></tr> <tr><td>50</td><td>170</td><td>53x1,5</td><td>152</td><td>71</td><td>446</td><td></td><td></td></tr> <tr><td>65</td><td>210</td><td>70x2</td><td>181</td><td>87</td><td>460</td><td></td><td></td></tr> <tr><td>80</td><td>230</td><td>85x2</td><td>219</td><td>106</td><td>530</td><td></td><td></td></tr> <tr><td>100</td><td>260</td><td>104x2</td><td>264</td><td>125</td><td>550</td><td></td><td></td></tr> <tr><td>125</td><td>320</td><td>129x2</td><td>300</td><td>150</td><td>600</td><td></td><td></td></tr> <tr><td>150</td><td>345</td><td>154x2</td><td>337</td><td>175</td><td>620</td><td></td><td></td></tr> </tbody> </table> <p>auf Anfrage</p>	DN	A	B	C	D	E	304	316L	25	170	29x1,5	112,5	43,5	440			40	170	41x1,5	134	59	446			50	170	53x1,5	152	71	446			65	210	70x2	181	87	460			80	230	85x2	219	106	530			100	260	104x2	264	125	550			125	320	129x2	300	150	600			150	345	154x2	337	175	620				<p><b>731 Doppel-Eckventil S-S-S</b></p> <p>Preise in € je Einheit</p> <table border="1"> <thead> <tr> <th>DN</th> <th>A</th> <th>B</th> <th>C</th> <th>D</th> <th>E</th> <th>304</th> <th>316L</th> </tr> </thead> <tbody> <tr><td>10</td><td></td><td></td><td>10</td><td>13</td><td></td><td></td><td></td></tr> <tr><td>15</td><td></td><td></td><td>16</td><td>19</td><td></td><td></td><td></td></tr> <tr><td>20</td><td></td><td></td><td>20</td><td>23</td><td></td><td></td><td></td></tr> <tr><td>25</td><td></td><td></td><td>26</td><td>29</td><td></td><td></td><td></td></tr> <tr><td>32</td><td></td><td></td><td>32</td><td>35</td><td></td><td></td><td></td></tr> <tr><td>40</td><td></td><td></td><td>38</td><td>41</td><td></td><td></td><td></td></tr> <tr><td>50</td><td></td><td></td><td>50</td><td>53</td><td></td><td></td><td></td></tr> <tr><td>65</td><td></td><td></td><td>66</td><td>70</td><td></td><td></td><td></td></tr> <tr><td>80</td><td></td><td></td><td>81</td><td>85</td><td></td><td></td><td></td></tr> <tr><td>100</td><td></td><td></td><td>100</td><td>104</td><td></td><td></td><td></td></tr> </tbody> </table> <p>auf Anfrage</p>	DN	A	B	C	D	E	304	316L	10			10	13				15			16	19				20			20	23				25			26	29				32			32	35				40			38	41				50			50	53				65			66	70				80			81	85				100			100	104			
DN	A	B	C	D	E	304	316L																																																																																																																																																												
25	170	29x1,5	112,5	43,5	440																																																																																																																																																														
40	170	41x1,5	134	59	446																																																																																																																																																														
50	170	53x1,5	152	71	446																																																																																																																																																														
65	210	70x2	181	87	460																																																																																																																																																														
80	230	85x2	219	106	530																																																																																																																																																														
100	260	104x2	264	125	550																																																																																																																																																														
125	320	129x2	300	150	600																																																																																																																																																														
150	345	154x2	337	175	620																																																																																																																																																														
DN	A	B	C	D	E	304	316L																																																																																																																																																												
10			10	13																																																																																																																																																															
15			16	19																																																																																																																																																															
20			20	23																																																																																																																																																															
25			26	29																																																																																																																																																															
32			32	35																																																																																																																																																															
40			38	41																																																																																																																																																															
50			50	53																																																																																																																																																															
65			66	70																																																																																																																																																															
80			81	85																																																																																																																																																															
100			100	104																																																																																																																																																															
	<p><b>9006 DS103 Doppelsitzventil</b></p> <p>Preise in € je Einheit</p> <table border="1"> <thead> <tr> <th>DN</th> <th>A</th> <th>B</th> <th>C</th> <th>D</th> <th>E</th> <th>304</th> <th>316L</th> </tr> </thead> <tbody> <tr><td>25</td><td>170</td><td>29x1,5</td><td>112,5</td><td>43,5</td><td>440</td><td></td><td></td></tr> <tr><td>40</td><td>170</td><td>41x1,5</td><td>134</td><td>59</td><td>446</td><td></td><td></td></tr> <tr><td>50</td><td>170</td><td>53x1,5</td><td>152</td><td>71</td><td>446</td><td></td><td></td></tr> <tr><td>65</td><td>210</td><td>70x2</td><td>181</td><td>87</td><td>460</td><td></td><td></td></tr> <tr><td>80</td><td>230</td><td>85x2</td><td>219</td><td>106</td><td>530</td><td></td><td></td></tr> <tr><td>100</td><td>260</td><td>104x2</td><td>264</td><td>125</td><td>550</td><td></td><td></td></tr> <tr><td>125</td><td>320</td><td>129x2</td><td>300</td><td>150</td><td>600</td><td></td><td></td></tr> <tr><td>150</td><td>345</td><td>154x2</td><td>337</td><td>175</td><td>620</td><td></td><td></td></tr> </tbody> </table> <p>auf Anfrage</p>	DN	A	B	C	D	E	304	316L	25	170	29x1,5	112,5	43,5	440			40	170	41x1,5	134	59	446			50	170	53x1,5	152	71	446			65	210	70x2	181	87	460			80	230	85x2	219	106	530			100	260	104x2	264	125	550			125	320	129x2	300	150	600			150	345	154x2	337	175	620				<p><b>732 Umstellventil S-S-S</b></p> <p>Preise in € je Einheit</p> <table border="1"> <thead> <tr> <th>DN</th> <th>A</th> <th>B</th> <th>C</th> <th>D</th> <th>E</th> <th>304</th> <th>316L</th> </tr> </thead> <tbody> <tr><td>25</td><td></td><td></td><td>26</td><td>29</td><td></td><td></td><td></td></tr> <tr><td>32</td><td></td><td></td><td>32</td><td>35</td><td></td><td></td><td></td></tr> <tr><td>40</td><td></td><td></td><td>38</td><td>41</td><td></td><td></td><td></td></tr> <tr><td>50</td><td></td><td></td><td>50</td><td>53</td><td></td><td></td><td></td></tr> <tr><td>65</td><td></td><td></td><td>66</td><td>70</td><td></td><td></td><td></td></tr> <tr><td>80</td><td></td><td></td><td>81</td><td>85</td><td></td><td></td><td></td></tr> <tr><td>100</td><td></td><td></td><td>100</td><td>104</td><td></td><td></td><td></td></tr> </tbody> </table> <p>auf Anfrage</p>	DN	A	B	C	D	E	304	316L	25			26	29				32			32	35				40			38	41				50			50	53				65			66	70				80			81	85				100			100	104																											
DN	A	B	C	D	E	304	316L																																																																																																																																																												
25	170	29x1,5	112,5	43,5	440																																																																																																																																																														
40	170	41x1,5	134	59	446																																																																																																																																																														
50	170	53x1,5	152	71	446																																																																																																																																																														
65	210	70x2	181	87	460																																																																																																																																																														
80	230	85x2	219	106	530																																																																																																																																																														
100	260	104x2	264	125	550																																																																																																																																																														
125	320	129x2	300	150	600																																																																																																																																																														
150	345	154x2	337	175	620																																																																																																																																																														
DN	A	B	C	D	E	304	316L																																																																																																																																																												
25			26	29																																																																																																																																																															
32			32	35																																																																																																																																																															
40			38	41																																																																																																																																																															
50			50	53																																																																																																																																																															
65			66	70																																																																																																																																																															
80			81	85																																																																																																																																																															
100			100	104																																																																																																																																																															
	<p><b>9006 DS104 Doppelsitzventil</b></p> <p>Preise in € je Einheit</p> <table border="1"> <thead> <tr> <th>DN</th> <th>A</th> <th>B</th> <th>C</th> <th>D</th> <th>E</th> <th>304</th> <th>316L</th> </tr> </thead> <tbody> <tr><td>25</td><td>170</td><td>29x1,5</td><td>112,5</td><td>43,5</td><td>440</td><td></td><td></td></tr> <tr><td>40</td><td>170</td><td>41x1,5</td><td>134</td><td>59</td><td>446</td><td></td><td></td></tr> <tr><td>50</td><td>170</td><td>53x1,5</td><td>152</td><td>71</td><td>446</td><td></td><td></td></tr> <tr><td>65</td><td>210</td><td>70x2</td><td>181</td><td>87</td><td>460</td><td></td><td></td></tr> <tr><td>80</td><td>230</td><td>85x2</td><td>219</td><td>106</td><td>530</td><td></td><td></td></tr> <tr><td>100</td><td>260</td><td>104x2</td><td>264</td><td>125</td><td>550</td><td></td><td></td></tr> <tr><td>125</td><td>320</td><td>129x2</td><td>300</td><td>150</td><td>600</td><td></td><td></td></tr> <tr><td>150</td><td>345</td><td>154x2</td><td>337</td><td>175</td><td>620</td><td></td><td></td></tr> </tbody> </table> <p>auf Anfrage</p>	DN	A	B	C	D	E	304	316L	25	170	29x1,5	112,5	43,5	440			40	170	41x1,5	134	59	446			50	170	53x1,5	152	71	446			65	210	70x2	181	87	460			80	230	85x2	219	106	530			100	260	104x2	264	125	550			125	320	129x2	300	150	600			150	345	154x2	337	175	620				<p><b>729 P Eckventil in-Line S-S, pneumatisch</b></p> <p>Preise in € je Einheit</p> <table border="1"> <thead> <tr> <th rowspan="2">DN</th> <th rowspan="2">A</th> <th rowspan="2">B</th> <th rowspan="2">C</th> <th colspan="2">304</th> <th colspan="2">316L</th> </tr> <tr> <th>L/L</th> <th>L/F</th> <th>L/L</th> <th>L/F</th> </tr> </thead> <tbody> <tr><td>25</td><td></td><td></td><td>26</td><td></td><td></td><td></td><td></td></tr> <tr><td>32</td><td></td><td></td><td>32</td><td></td><td></td><td></td><td></td></tr> <tr><td>40</td><td></td><td></td><td>38</td><td></td><td></td><td></td><td></td></tr> <tr><td>50</td><td></td><td></td><td>50</td><td></td><td></td><td></td><td></td></tr> <tr><td>65</td><td></td><td></td><td>66</td><td></td><td></td><td></td><td></td></tr> <tr><td>80</td><td></td><td></td><td>81</td><td></td><td></td><td></td><td></td></tr> </tbody> </table> <p>auf Anfrage</p>	DN	A	B	C	304		316L		L/L	L/F	L/L	L/F	25			26					32			32					40			38					50			50					65			66					80			81																																
DN	A	B	C	D	E	304	316L																																																																																																																																																												
25	170	29x1,5	112,5	43,5	440																																																																																																																																																														
40	170	41x1,5	134	59	446																																																																																																																																																														
50	170	53x1,5	152	71	446																																																																																																																																																														
65	210	70x2	181	87	460																																																																																																																																																														
80	230	85x2	219	106	530																																																																																																																																																														
100	260	104x2	264	125	550																																																																																																																																																														
125	320	129x2	300	150	600																																																																																																																																																														
150	345	154x2	337	175	620																																																																																																																																																														
DN	A	B	C	304		316L																																																																																																																																																													
				L/L	L/F	L/L	L/F																																																																																																																																																												
25			26																																																																																																																																																																
32			32																																																																																																																																																																
40			38																																																																																																																																																																
50			50																																																																																																																																																																
65			66																																																																																																																																																																
80			81																																																																																																																																																																
	<p><b>729 Eckventil in-Line S-S</b></p> <p>Preise in € je Einheit</p> <table border="1"> <thead> <tr> <th>DN</th> <th>A</th> <th>B</th> <th>C</th> <th>D</th> <th>E</th> <th>304</th> <th>316L</th> </tr> </thead> <tbody> <tr><td>10</td><td></td><td></td><td>10</td><td>13</td><td></td><td></td><td></td></tr> <tr><td>15</td><td></td><td></td><td>16</td><td>19</td><td></td><td></td><td></td></tr> <tr><td>20</td><td></td><td></td><td>20</td><td>23</td><td></td><td></td><td></td></tr> <tr><td>25</td><td></td><td></td><td>26</td><td>29</td><td></td><td></td><td></td></tr> <tr><td>32</td><td></td><td></td><td>32</td><td>35</td><td></td><td></td><td></td></tr> <tr><td>40</td><td></td><td></td><td>38</td><td>41</td><td></td><td></td><td></td></tr> <tr><td>50</td><td></td><td></td><td>50</td><td>53</td><td></td><td></td><td></td></tr> <tr><td>65</td><td></td><td></td><td>66</td><td>70</td><td></td><td></td><td></td></tr> <tr><td>80</td><td></td><td></td><td>81</td><td>85</td><td></td><td></td><td></td></tr> <tr><td>100</td><td></td><td></td><td>100</td><td>104</td><td></td><td></td><td></td></tr> </tbody> </table> <p>auf Anfrage</p>	DN	A	B	C	D	E	304	316L	10			10	13				15			16	19				20			20	23				25			26	29				32			32	35				40			38	41				50			50	53				65			66	70				80			81	85				100			100	104					<p><b>730 P Eckventil S-S, pneumatisch</b></p> <p>Preise in € je Einheit</p> <table border="1"> <thead> <tr> <th rowspan="2">DN</th> <th rowspan="2">A</th> <th rowspan="2">B</th> <th rowspan="2">C</th> <th colspan="2">304</th> <th colspan="2">316L</th> </tr> <tr> <th>L/L</th> <th>L/F</th> <th>L/L</th> <th>L/F</th> </tr> </thead> <tbody> <tr><td>25</td><td></td><td></td><td>26</td><td></td><td></td><td></td><td></td></tr> <tr><td>32</td><td></td><td></td><td>32</td><td></td><td></td><td></td><td></td></tr> <tr><td>40</td><td></td><td></td><td>38</td><td></td><td></td><td></td><td></td></tr> <tr><td>50</td><td></td><td></td><td>50</td><td></td><td></td><td></td><td></td></tr> <tr><td>65</td><td></td><td></td><td>66</td><td></td><td></td><td></td><td></td></tr> <tr><td>80</td><td></td><td></td><td>81</td><td></td><td></td><td></td><td></td></tr> <tr><td>100</td><td></td><td></td><td>100</td><td></td><td></td><td></td><td></td></tr> </tbody> </table> <p>auf Anfrage</p>	DN	A	B	C	304		316L		L/L	L/F	L/L	L/F	25			26					32			32					40			38					50			50					65			66					80			81					100			100								
DN	A	B	C	D	E	304	316L																																																																																																																																																												
10			10	13																																																																																																																																																															
15			16	19																																																																																																																																																															
20			20	23																																																																																																																																																															
25			26	29																																																																																																																																																															
32			32	35																																																																																																																																																															
40			38	41																																																																																																																																																															
50			50	53																																																																																																																																																															
65			66	70																																																																																																																																																															
80			81	85																																																																																																																																																															
100			100	104																																																																																																																																																															
DN	A	B	C	304		316L																																																																																																																																																													
				L/L	L/F	L/L	L/F																																																																																																																																																												
25			26																																																																																																																																																																
32			32																																																																																																																																																																
40			38																																																																																																																																																																
50			50																																																																																																																																																																
65			66																																																																																																																																																																
80			81																																																																																																																																																																
100			100																																																																																																																																																																

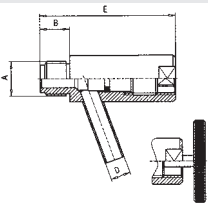
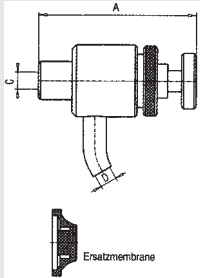
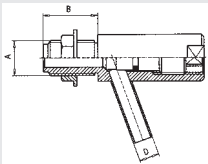
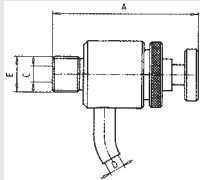
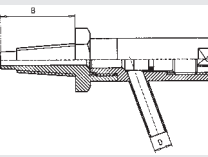
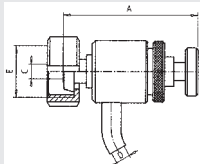
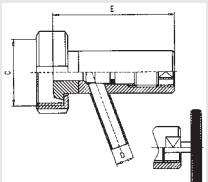
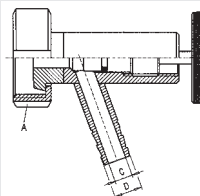
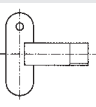
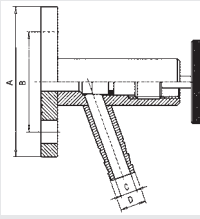
	<p><b>731 P Doppel-Eckventil S-S-S, pneumatisch</b></p> <p>Preise in € je Einheit</p> <table border="1"> <thead> <tr> <th>DN</th> <th>A</th> <th>B</th> <th>C</th> <th>304 L/L</th> <th>316L L/F</th> <th>304 L/L</th> <th>316L L/F</th> </tr> </thead> <tbody> <tr><td>25</td><td></td><td></td><td>26</td><td></td><td></td><td></td><td></td></tr> <tr><td>32</td><td></td><td></td><td>32</td><td></td><td></td><td></td><td></td></tr> <tr><td>40</td><td></td><td></td><td>38</td><td></td><td></td><td></td><td></td></tr> <tr><td>50</td><td></td><td></td><td>50</td><td></td><td></td><td></td><td></td></tr> <tr><td>65</td><td></td><td></td><td>66</td><td></td><td></td><td></td><td></td></tr> <tr><td>80</td><td></td><td></td><td>81</td><td></td><td></td><td></td><td></td></tr> <tr><td>100</td><td></td><td></td><td>100</td><td></td><td></td><td></td><td></td></tr> <tr><td>125</td><td></td><td></td><td>125</td><td></td><td></td><td></td><td></td></tr> <tr><td>150</td><td></td><td></td><td>150</td><td></td><td></td><td></td><td></td></tr> </tbody> </table> <p style="text-align: center;"><i>auf Anfrage</i></p>	DN	A	B	C	304 L/L	316L L/F	304 L/L	316L L/F	25			26					32			32					40			38					50			50					65			66					80			81					100			100					125			125					150			150						<p><b>732 Z Umstellventil S-S-S, Zoll</b></p> <p>Preise in € je Einheit</p> <table border="1"> <thead> <tr> <th>DN</th> <th>A</th> <th>B</th> <th>C</th> <th>D</th> <th>E</th> <th>304</th> <th>316L</th> </tr> </thead> <tbody> <tr><td>1"</td><td></td><td></td><td></td><td></td><td></td><td></td><td></td></tr> <tr><td>1 1/2"</td><td></td><td></td><td></td><td></td><td></td><td></td><td></td></tr> <tr><td>2"</td><td></td><td></td><td></td><td></td><td></td><td></td><td></td></tr> <tr><td>2 1/2"</td><td></td><td></td><td></td><td></td><td></td><td></td><td></td></tr> <tr><td>3"</td><td></td><td></td><td></td><td></td><td></td><td></td><td></td></tr> <tr><td>4"</td><td></td><td></td><td></td><td></td><td></td><td></td><td></td></tr> </tbody> </table> <p style="text-align: center;"><i>auf Anfrage</i></p>	DN	A	B	C	D	E	304	316L	1"								1 1/2"								2"								2 1/2"								3"								4"							
DN	A	B	C	304 L/L	316L L/F	304 L/L	316L L/F																																																																																																																																				
25			26																																																																																																																																								
32			32																																																																																																																																								
40			38																																																																																																																																								
50			50																																																																																																																																								
65			66																																																																																																																																								
80			81																																																																																																																																								
100			100																																																																																																																																								
125			125																																																																																																																																								
150			150																																																																																																																																								
DN	A	B	C	D	E	304	316L																																																																																																																																				
1"																																																																																																																																											
1 1/2"																																																																																																																																											
2"																																																																																																																																											
2 1/2"																																																																																																																																											
3"																																																																																																																																											
4"																																																																																																																																											
	<p><b>732 P Umstell-Ventil S-S-S, pneumatisch</b></p> <p>Preise in € je Einheit</p> <table border="1"> <thead> <tr> <th>DN</th> <th>A</th> <th>B</th> <th>C</th> <th>304 L/L</th> <th>316L L/F</th> <th>304 L/L</th> <th>316L L/F</th> </tr> </thead> <tbody> <tr><td>25</td><td></td><td></td><td>26</td><td></td><td></td><td></td><td></td></tr> <tr><td>32</td><td></td><td></td><td>32</td><td></td><td></td><td></td><td></td></tr> <tr><td>40</td><td></td><td></td><td>38</td><td></td><td></td><td></td><td></td></tr> <tr><td>50</td><td></td><td></td><td>50</td><td></td><td></td><td></td><td></td></tr> <tr><td>65</td><td></td><td></td><td>66</td><td></td><td></td><td></td><td></td></tr> <tr><td>80</td><td></td><td></td><td>81</td><td></td><td></td><td></td><td></td></tr> <tr><td>100</td><td></td><td></td><td>100</td><td></td><td></td><td></td><td></td></tr> <tr><td>125</td><td></td><td></td><td>125</td><td></td><td></td><td></td><td></td></tr> <tr><td>150</td><td></td><td></td><td>150</td><td></td><td></td><td></td><td></td></tr> </tbody> </table> <p style="text-align: center;"><i>auf Anfrage</i></p>	DN	A	B	C	304 L/L	316L L/F	304 L/L	316L L/F	25			26					32			32					40			38					50			50					65			66					80			81					100			100					125			125					150			150						<p><b>729 PZ Eckventil in-Line S-S, pneumatisch, Zoll</b></p> <p>Preise in € je Einheit</p> <table border="1"> <thead> <tr> <th>DN</th> <th>A</th> <th>B</th> <th>C</th> <th>304 L/L</th> <th>316L L/F</th> <th>304 L/L</th> <th>316L L/F</th> </tr> </thead> <tbody> <tr><td>1"</td><td></td><td></td><td></td><td></td><td></td><td></td><td></td></tr> <tr><td>1 1/2"</td><td></td><td></td><td></td><td></td><td></td><td></td><td></td></tr> <tr><td>2"</td><td></td><td></td><td></td><td></td><td></td><td></td><td></td></tr> <tr><td>2 1/2"</td><td></td><td></td><td></td><td></td><td></td><td></td><td></td></tr> <tr><td>3"</td><td></td><td></td><td></td><td></td><td></td><td></td><td></td></tr> <tr><td>4"</td><td></td><td></td><td></td><td></td><td></td><td></td><td></td></tr> </tbody> </table> <p style="text-align: center;"><i>auf Anfrage</i></p>	DN	A	B	C	304 L/L	316L L/F	304 L/L	316L L/F	1"								1 1/2"								2"								2 1/2"								3"								4"							
DN	A	B	C	304 L/L	316L L/F	304 L/L	316L L/F																																																																																																																																				
25			26																																																																																																																																								
32			32																																																																																																																																								
40			38																																																																																																																																								
50			50																																																																																																																																								
65			66																																																																																																																																								
80			81																																																																																																																																								
100			100																																																																																																																																								
125			125																																																																																																																																								
150			150																																																																																																																																								
DN	A	B	C	304 L/L	316L L/F	304 L/L	316L L/F																																																																																																																																				
1"																																																																																																																																											
1 1/2"																																																																																																																																											
2"																																																																																																																																											
2 1/2"																																																																																																																																											
3"																																																																																																																																											
4"																																																																																																																																											
	<p><b>729 Z Eckventil in-Line S-S, Zoll</b></p> <p>Preise in € je Einheit</p> <table border="1"> <thead> <tr> <th>DN</th> <th>A</th> <th>B</th> <th>C</th> <th>D</th> <th>E</th> <th>304</th> <th>316L</th> </tr> </thead> <tbody> <tr><td>1"</td><td></td><td></td><td></td><td></td><td></td><td></td><td></td></tr> <tr><td>1 1/2"</td><td></td><td></td><td></td><td></td><td></td><td></td><td></td></tr> <tr><td>2"</td><td></td><td></td><td></td><td></td><td></td><td></td><td></td></tr> <tr><td>2 1/2"</td><td></td><td></td><td></td><td></td><td></td><td></td><td></td></tr> <tr><td>3"</td><td></td><td></td><td></td><td></td><td></td><td></td><td></td></tr> <tr><td>4"</td><td></td><td></td><td></td><td></td><td></td><td></td><td></td></tr> </tbody> </table> <p style="text-align: center;"><i>auf Anfrage</i></p>	DN	A	B	C	D	E	304	316L	1"								1 1/2"								2"								2 1/2"								3"								4"									<p><b>730 PZ Eckventil S-S, pneumatisch, Zoll</b></p> <p>Preise in € je Einheit</p> <table border="1"> <thead> <tr> <th>DN</th> <th>A</th> <th>B</th> <th>C</th> <th>304 L/L</th> <th>316L L/F</th> <th>304 L/L</th> <th>316L L/F</th> </tr> </thead> <tbody> <tr><td>1"</td><td></td><td></td><td></td><td></td><td></td><td></td><td></td></tr> <tr><td>1 1/2"</td><td></td><td></td><td></td><td></td><td></td><td></td><td></td></tr> <tr><td>2"</td><td></td><td></td><td></td><td></td><td></td><td></td><td></td></tr> <tr><td>2 1/2"</td><td></td><td></td><td></td><td></td><td></td><td></td><td></td></tr> <tr><td>3"</td><td></td><td></td><td></td><td></td><td></td><td></td><td></td></tr> <tr><td>4"</td><td></td><td></td><td></td><td></td><td></td><td></td><td></td></tr> </tbody> </table> <p style="text-align: center;"><i>auf Anfrage</i></p>	DN	A	B	C	304 L/L	316L L/F	304 L/L	316L L/F	1"								1 1/2"								2"								2 1/2"								3"								4"																															
DN	A	B	C	D	E	304	316L																																																																																																																																				
1"																																																																																																																																											
1 1/2"																																																																																																																																											
2"																																																																																																																																											
2 1/2"																																																																																																																																											
3"																																																																																																																																											
4"																																																																																																																																											
DN	A	B	C	304 L/L	316L L/F	304 L/L	316L L/F																																																																																																																																				
1"																																																																																																																																											
1 1/2"																																																																																																																																											
2"																																																																																																																																											
2 1/2"																																																																																																																																											
3"																																																																																																																																											
4"																																																																																																																																											
	<p><b>730 Z Eckventil S-S, Zoll</b></p> <p>Preise in € je Einheit</p> <table border="1"> <thead> <tr> <th>DN</th> <th>A</th> <th>B</th> <th>C</th> <th>D</th> <th>E</th> <th>304</th> <th>316L</th> </tr> </thead> <tbody> <tr><td>1"</td><td></td><td></td><td></td><td></td><td></td><td></td><td></td></tr> <tr><td>1 1/2"</td><td></td><td></td><td></td><td></td><td></td><td></td><td></td></tr> <tr><td>2"</td><td></td><td></td><td></td><td></td><td></td><td></td><td></td></tr> <tr><td>2 1/2"</td><td></td><td></td><td></td><td></td><td></td><td></td><td></td></tr> <tr><td>3"</td><td></td><td></td><td></td><td></td><td></td><td></td><td></td></tr> <tr><td>4"</td><td></td><td></td><td></td><td></td><td></td><td></td><td></td></tr> </tbody> </table> <p style="text-align: center;"><i>auf Anfrage</i></p>	DN	A	B	C	D	E	304	316L	1"								1 1/2"								2"								2 1/2"								3"								4"									<p><b>731 PZ Doppel-Eckventil S-S-S, pneumatisch, Zoll</b></p> <p>Preise in € je Einheit</p> <table border="1"> <thead> <tr> <th>DN</th> <th>A</th> <th>B</th> <th>C</th> <th>304 L/L</th> <th>316L L/F</th> <th>304 L/L</th> <th>316L L/F</th> </tr> </thead> <tbody> <tr><td>1"</td><td></td><td></td><td></td><td></td><td></td><td></td><td></td></tr> <tr><td>1 1/2"</td><td></td><td></td><td></td><td></td><td></td><td></td><td></td></tr> <tr><td>2"</td><td></td><td></td><td></td><td></td><td></td><td></td><td></td></tr> <tr><td>2 1/2"</td><td></td><td></td><td></td><td></td><td></td><td></td><td></td></tr> <tr><td>3"</td><td></td><td></td><td></td><td></td><td></td><td></td><td></td></tr> <tr><td>4"</td><td></td><td></td><td></td><td></td><td></td><td></td><td></td></tr> </tbody> </table> <p style="text-align: center;"><i>auf Anfrage</i></p>	DN	A	B	C	304 L/L	316L L/F	304 L/L	316L L/F	1"								1 1/2"								2"								2 1/2"								3"								4"																															
DN	A	B	C	D	E	304	316L																																																																																																																																				
1"																																																																																																																																											
1 1/2"																																																																																																																																											
2"																																																																																																																																											
2 1/2"																																																																																																																																											
3"																																																																																																																																											
4"																																																																																																																																											
DN	A	B	C	304 L/L	316L L/F	304 L/L	316L L/F																																																																																																																																				
1"																																																																																																																																											
1 1/2"																																																																																																																																											
2"																																																																																																																																											
2 1/2"																																																																																																																																											
3"																																																																																																																																											
4"																																																																																																																																											
	<p><b>731 Z Doppel-Eckventil S-S-S, Zoll</b></p> <p>Preise in € je Einheit</p> <table border="1"> <thead> <tr> <th>DN</th> <th>A</th> <th>B</th> <th>C</th> <th>D</th> <th>E</th> <th>304</th> <th>316L</th> </tr> </thead> <tbody> <tr><td>1"</td><td></td><td></td><td></td><td></td><td></td><td></td><td></td></tr> <tr><td>1 1/2"</td><td></td><td></td><td></td><td></td><td></td><td></td><td></td></tr> <tr><td>2"</td><td></td><td></td><td></td><td></td><td></td><td></td><td></td></tr> <tr><td>2 1/2"</td><td></td><td></td><td></td><td></td><td></td><td></td><td></td></tr> <tr><td>3"</td><td></td><td></td><td></td><td></td><td></td><td></td><td></td></tr> <tr><td>4"</td><td></td><td></td><td></td><td></td><td></td><td></td><td></td></tr> </tbody> </table> <p style="text-align: center;"><i>auf Anfrage</i></p>	DN	A	B	C	D	E	304	316L	1"								1 1/2"								2"								2 1/2"								3"								4"									<p><b>732 PZ Umstell-Ventil S-S-S, pneumatisch, Zoll</b></p> <p>Preise in € je Einheit</p> <table border="1"> <thead> <tr> <th>DN</th> <th>A</th> <th>B</th> <th>C</th> <th>304 L/L</th> <th>316L L/F</th> <th>304 L/L</th> <th>316L L/F</th> </tr> </thead> <tbody> <tr><td>1"</td><td></td><td></td><td></td><td></td><td></td><td></td><td></td></tr> <tr><td>1 1/2"</td><td></td><td></td><td></td><td></td><td></td><td></td><td></td></tr> <tr><td>2"</td><td></td><td></td><td></td><td></td><td></td><td></td><td></td></tr> <tr><td>2 1/2"</td><td></td><td></td><td></td><td></td><td></td><td></td><td></td></tr> <tr><td>3"</td><td></td><td></td><td></td><td></td><td></td><td></td><td></td></tr> <tr><td>4"</td><td></td><td></td><td></td><td></td><td></td><td></td><td></td></tr> </tbody> </table> <p style="text-align: center;"><i>auf Anfrage</i></p>	DN	A	B	C	304 L/L	316L L/F	304 L/L	316L L/F	1"								1 1/2"								2"								2 1/2"								3"								4"																															
DN	A	B	C	D	E	304	316L																																																																																																																																				
1"																																																																																																																																											
1 1/2"																																																																																																																																											
2"																																																																																																																																											
2 1/2"																																																																																																																																											
3"																																																																																																																																											
4"																																																																																																																																											
DN	A	B	C	304 L/L	316L L/F	304 L/L	316L L/F																																																																																																																																				
1"																																																																																																																																											
1 1/2"																																																																																																																																											
2"																																																																																																																																											
2 1/2"																																																																																																																																											
3"																																																																																																																																											
4"																																																																																																																																											

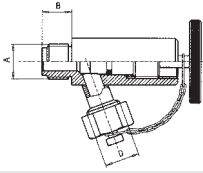
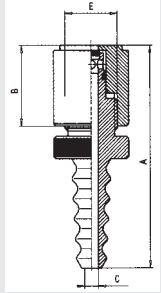
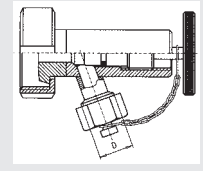
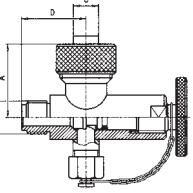
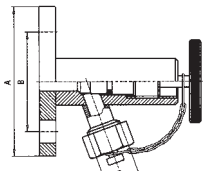
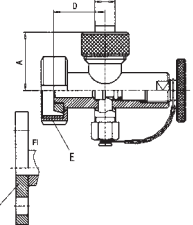
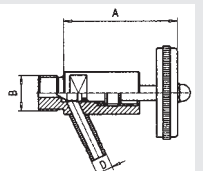
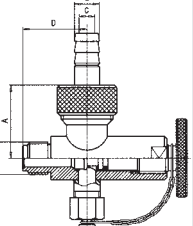
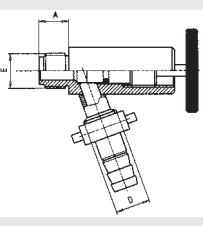
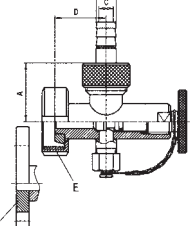
	<p><b>7734 P Umstellventil TL, pneumatisch</b></p> <p>Preise in € je Einheit</p> <table border="1"> <thead> <tr> <th rowspan="2">DN</th> <th rowspan="2">A</th> <th rowspan="2">B</th> <th rowspan="2">C</th> <th colspan="2">304</th> <th colspan="2">316L</th> </tr> <tr> <th>L/L</th> <th>L/F</th> <th>L/L/L</th> <th>L/F</th> </tr> </thead> <tbody> <tr><td>25</td><td></td><td></td><td></td><td></td><td></td><td></td><td></td></tr> <tr><td>32</td><td></td><td></td><td></td><td></td><td></td><td></td><td></td></tr> <tr><td>40</td><td></td><td></td><td></td><td></td><td></td><td></td><td></td></tr> <tr><td>50</td><td></td><td></td><td></td><td></td><td></td><td></td><td></td></tr> <tr><td>65</td><td></td><td></td><td></td><td></td><td></td><td></td><td></td></tr> <tr><td>80</td><td></td><td></td><td></td><td></td><td></td><td></td><td></td></tr> <tr><td>100</td><td></td><td></td><td></td><td></td><td></td><td></td><td></td></tr> </tbody> </table> <p style="text-align: center;">auf Anfrage</p>	DN	A	B	C	304		316L		L/L	L/F	L/L/L	L/F	25								32								40								50								65								80								100									<p><b>1710 A Pneumatischer Hubantrieb Luft-Feder</b></p> <p>Preise in € je Einheit</p> <table border="1"> <thead> <tr> <th rowspan="2">DN</th> <th rowspan="2">A</th> <th rowspan="2">B</th> <th rowspan="2">C</th> <th rowspan="2">D</th> <th rowspan="2">E</th> <th colspan="2">304</th> <th colspan="2">316L</th> </tr> </thead> <tbody> <tr><td>25-65</td><td>184</td><td></td><td></td><td>104</td><td></td><td></td><td></td><td></td></tr> <tr><td>80-100</td><td>184</td><td></td><td></td><td>133</td><td></td><td></td><td></td><td></td><td></td></tr> <tr><td>125-150</td><td>184</td><td></td><td></td><td>168</td><td></td><td></td><td></td><td></td><td></td></tr> </tbody> </table> <p style="text-align: center;">auf Anfrage</p>	DN	A	B	C	D	E	304		316L		25-65	184			104					80-100	184			133						125-150	184			168																																						
DN	A					B	C	304		316L																																																																																																																																					
		L/L	L/F	L/L/L	L/F																																																																																																																																										
25																																																																																																																																															
32																																																																																																																																															
40																																																																																																																																															
50																																																																																																																																															
65																																																																																																																																															
80																																																																																																																																															
100																																																																																																																																															
DN	A	B	C	D	E	304		316L																																																																																																																																							
						25-65	184			104																																																																																																																																					
80-100	184			133																																																																																																																																											
125-150	184			168																																																																																																																																											
	<p><b>7733 P Umstellventil LT, pneumatisch</b></p> <p>Preise in € je Einheit</p> <table border="1"> <thead> <tr> <th rowspan="2">DN</th> <th rowspan="2">A</th> <th rowspan="2">B</th> <th rowspan="2">C</th> <th colspan="2">304</th> <th colspan="2">316L</th> </tr> <tr> <th>L/L</th> <th>L/F</th> <th>L/L/L</th> <th>L/F</th> </tr> </thead> <tbody> <tr><td>25</td><td></td><td></td><td></td><td></td><td></td><td></td><td></td></tr> <tr><td>32</td><td></td><td></td><td></td><td></td><td></td><td></td><td></td></tr> <tr><td>40</td><td></td><td></td><td></td><td></td><td></td><td></td><td></td></tr> <tr><td>50</td><td></td><td></td><td></td><td></td><td></td><td></td><td></td></tr> <tr><td>65</td><td></td><td></td><td></td><td></td><td></td><td></td><td></td></tr> <tr><td>80</td><td></td><td></td><td></td><td></td><td></td><td></td><td></td></tr> <tr><td>100</td><td></td><td></td><td></td><td></td><td></td><td></td><td></td></tr> </tbody> </table> <p style="text-align: center;">auf Anfrage</p>	DN	A	B	C	304		316L		L/L	L/F	L/L/L	L/F	25								32								40								50								65								80								100									<p><b>x0678 E Top-Aufbausatz für Ventile</b></p> <p>Preise in € je Einheit</p> <table border="1"> <thead> <tr> <th rowspan="2">DN</th> <th rowspan="2">A</th> <th rowspan="2">B</th> <th rowspan="2">C</th> <th rowspan="2">SPS</th> <th rowspan="2">ASI</th> <th rowspan="2">Interbus</th> <th colspan="2">316L</th> </tr> </thead> <tbody> <tr><td>25-65</td><td></td><td></td><td></td><td></td><td></td><td></td><td></td><td></td></tr> </tbody> </table> <p style="text-align: center;">auf Anfrage</p>	DN	A	B	C	SPS	ASI	Interbus	316L		25-65																																																														
DN	A					B	C	304		316L																																																																																																																																					
		L/L	L/F	L/L/L	L/F																																																																																																																																										
25																																																																																																																																															
32																																																																																																																																															
40																																																																																																																																															
50																																																																																																																																															
65																																																																																																																																															
80																																																																																																																																															
100																																																																																																																																															
DN	A	B	C	SPS	ASI	Interbus	316L																																																																																																																																								
							25-65																																																																																																																																								
	<p><b>7735 P Umstellventil TT, pneumatisch</b></p> <p>Preise in € je Einheit</p> <table border="1"> <thead> <tr> <th rowspan="2">DN</th> <th rowspan="2">A</th> <th rowspan="2">B</th> <th rowspan="2">C</th> <th colspan="2">304</th> <th colspan="2">316L</th> </tr> <tr> <th>L/L</th> <th>L/F</th> <th>L/L</th> <th>L/F</th> </tr> </thead> <tbody> <tr><td>25</td><td></td><td></td><td></td><td></td><td></td><td></td><td></td></tr> <tr><td>32</td><td></td><td></td><td></td><td></td><td></td><td></td><td></td></tr> <tr><td>40</td><td></td><td></td><td></td><td></td><td></td><td></td><td></td></tr> <tr><td>50</td><td></td><td></td><td></td><td></td><td></td><td></td><td></td></tr> <tr><td>65</td><td></td><td></td><td></td><td></td><td></td><td></td><td></td></tr> <tr><td>80</td><td></td><td></td><td></td><td></td><td></td><td></td><td></td></tr> <tr><td>100</td><td></td><td></td><td></td><td></td><td></td><td></td><td></td></tr> </tbody> </table> <p style="text-align: center;">auf Anfrage</p>	DN	A	B	C	304		316L		L/L	L/F	L/L	L/F	25								32								40								50								65								80								100									<p><b>x9902 270M38-71 Aufbauhalter für Rückmelder</b></p> <p>Preise in € je Einheit</p> <table border="1"> <thead> <tr> <th rowspan="2">DN</th> <th rowspan="2">A</th> <th rowspan="2">B</th> <th rowspan="2">C</th> <th rowspan="2">D</th> <th rowspan="2">E</th> <th colspan="2">304</th> <th colspan="2">316L</th> </tr> </thead> <tbody> <tr><td>25-65</td><td></td><td></td><td></td><td></td><td></td><td></td><td></td><td></td><td></td></tr> </tbody> </table> <p style="text-align: center;">auf Anfrage</p>	DN	A	B	C	D	E	304		316L		25-65																																																													
DN	A					B	C	304		316L																																																																																																																																					
		L/L	L/F	L/L	L/F																																																																																																																																										
25																																																																																																																																															
32																																																																																																																																															
40																																																																																																																																															
50																																																																																																																																															
65																																																																																																																																															
80																																																																																																																																															
100																																																																																																																																															
DN	A	B	C	D	E	304		316L																																																																																																																																							
						25-65																																																																																																																																									
	<p><b>088 Ersatzteilpaket-Ventile (ohne Antrieb)</b></p> <p>Preise in € je Einheit</p> <table border="1"> <thead> <tr> <th>DN</th> <th>A</th> <th>B</th> <th>C</th> <th>D</th> <th>E</th> </tr> </thead> <tbody> <tr><td>25</td><td></td><td></td><td></td><td></td><td></td></tr> <tr><td>32</td><td></td><td></td><td></td><td></td><td></td></tr> <tr><td>40</td><td></td><td></td><td></td><td></td><td></td></tr> <tr><td>50</td><td></td><td></td><td></td><td></td><td></td></tr> <tr><td>65</td><td></td><td></td><td></td><td></td><td></td></tr> <tr><td>80</td><td></td><td></td><td></td><td></td><td></td></tr> <tr><td>100</td><td></td><td></td><td></td><td></td><td></td></tr> <tr><td>125</td><td></td><td></td><td></td><td></td><td></td></tr> <tr><td>150</td><td></td><td></td><td></td><td></td><td></td></tr> </tbody> </table> <p style="text-align: center;">auf Anfrage</p>	DN	A	B	C	D	E	25						32						40						50						65						80						100						125						150							<p><b>739 Bodenauslauffeckventil</b></p> <p>Preise in € je Einheit</p> <table border="1"> <thead> <tr> <th rowspan="2">DN</th> <th rowspan="2">A</th> <th rowspan="2">B</th> <th rowspan="2">C</th> <th rowspan="2">D</th> <th rowspan="2">E</th> <th colspan="2">304</th> <th colspan="2">316L</th> </tr> </thead> <tbody> <tr><td>25</td><td></td><td></td><td></td><td></td><td></td><td></td><td></td><td></td><td></td></tr> <tr><td>32</td><td></td><td></td><td></td><td></td><td></td><td></td><td></td><td></td><td></td></tr> <tr><td>40</td><td></td><td></td><td></td><td></td><td></td><td></td><td></td><td></td><td></td></tr> <tr><td>50</td><td></td><td></td><td></td><td></td><td></td><td></td><td></td><td></td><td></td></tr> <tr><td>65</td><td></td><td></td><td></td><td></td><td></td><td></td><td></td><td></td><td></td></tr> <tr><td>80</td><td></td><td></td><td></td><td></td><td></td><td></td><td></td><td></td><td></td></tr> <tr><td>100</td><td></td><td></td><td></td><td></td><td></td><td></td><td></td><td></td><td></td></tr> </tbody> </table> <p style="text-align: center;">auf Anfrage</p>	DN	A	B	C	D	E	304		316L		25										32										40										50										65										80										100									
DN	A	B	C	D	E																																																																																																																																										
25																																																																																																																																															
32																																																																																																																																															
40																																																																																																																																															
50																																																																																																																																															
65																																																																																																																																															
80																																																																																																																																															
100																																																																																																																																															
125																																																																																																																																															
150																																																																																																																																															
DN	A	B	C	D	E	304		316L																																																																																																																																							
						25																																																																																																																																									
32																																																																																																																																															
40																																																																																																																																															
50																																																																																																																																															
65																																																																																																																																															
80																																																																																																																																															
100																																																																																																																																															
	<p><b>1710 A Pneumatischer Hubantrieb Luft-Luft</b></p> <p>Preise in € je Einheit</p> <table border="1"> <thead> <tr> <th rowspan="2">DN</th> <th rowspan="2">A</th> <th rowspan="2">B</th> <th rowspan="2">C</th> <th rowspan="2">D</th> <th rowspan="2">E</th> <th colspan="2">304</th> <th colspan="2">316L</th> </tr> </thead> <tbody> <tr><td>25-65</td><td>184</td><td></td><td></td><td>104</td><td></td><td></td><td></td><td></td></tr> <tr><td>80-100</td><td>184</td><td></td><td></td><td>133</td><td></td><td></td><td></td><td></td><td></td></tr> <tr><td>125-150</td><td>184</td><td></td><td></td><td>168</td><td></td><td></td><td></td><td></td><td></td></tr> </tbody> </table> <p style="text-align: center;">auf Anfrage</p>	DN	A	B	C	D	E	304		316L		25-65	184			104					80-100	184			133						125-150	184			168							<p><b>738 Bodensitzventil mit pneum. Antrieb</b></p> <p>Preise in € je Einheit</p> <table border="1"> <thead> <tr> <th rowspan="2">DN</th> <th rowspan="2">A</th> <th rowspan="2">B</th> <th rowspan="2">C</th> <th rowspan="2">D</th> <th rowspan="2">E</th> <th colspan="2">304</th> <th colspan="2">316L</th> </tr> </thead> <tbody> <tr><td>25</td><td></td><td></td><td></td><td></td><td></td><td></td><td></td><td></td><td></td></tr> <tr><td>32</td><td></td><td></td><td></td><td></td><td></td><td></td><td></td><td></td><td></td></tr> <tr><td>40</td><td></td><td></td><td></td><td></td><td></td><td></td><td></td><td></td><td></td></tr> <tr><td>50</td><td></td><td></td><td></td><td></td><td></td><td></td><td></td><td></td><td></td></tr> <tr><td>65</td><td></td><td></td><td></td><td></td><td></td><td></td><td></td><td></td><td></td></tr> <tr><td>80</td><td></td><td></td><td></td><td></td><td></td><td></td><td></td><td></td><td></td></tr> <tr><td>100</td><td></td><td></td><td></td><td></td><td></td><td></td><td></td><td></td><td></td></tr> </tbody> </table> <p style="text-align: center;">auf Anfrage</p>	DN	A	B	C	D	E	304		316L		25										32										40										50										65										80										100																														
DN	A							B	C	D	E	304		316L																																																																																																																																	
		25-65	184			104																																																																																																																																									
80-100	184			133																																																																																																																																											
125-150	184			168																																																																																																																																											
DN	A	B	C	D	E	304		316L																																																																																																																																							
						25																																																																																																																																									
32																																																																																																																																															
40																																																																																																																																															
50																																																																																																																																															
65																																																																																																																																															
80																																																																																																																																															
100																																																																																																																																															



	<p style="text-align: right;">Preise in € je Einheit</p> <table border="1"> <thead> <tr> <th>DN</th> <th>A</th> <th>B</th> <th>C</th> <th>D</th> <th>E</th> <th>304</th> <th>316L</th> </tr> </thead> <tbody> <tr><td> </td><td> </td><td> </td><td> </td><td> </td><td> </td><td> </td><td> </td></tr> <tr><td> </td><td> </td><td> </td><td> </td><td> </td><td> </td><td> </td><td> </td></tr> <tr><td> </td><td> </td><td> </td><td> </td><td> </td><td> </td><td> </td><td> </td></tr> <tr><td> </td><td> </td><td> </td><td> </td><td> </td><td> </td><td> </td><td> </td></tr> <tr><td> </td><td> </td><td> </td><td> </td><td> </td><td> </td><td> </td><td> </td></tr> <tr><td> </td><td> </td><td> </td><td> </td><td> </td><td> </td><td> </td><td> </td></tr> <tr><td> </td><td> </td><td> </td><td> </td><td> </td><td> </td><td> </td><td> </td></tr> <tr><td> </td><td> </td><td> </td><td> </td><td> </td><td> </td><td> </td><td> </td></tr> <tr><td> </td><td> </td><td> </td><td> </td><td> </td><td> </td><td> </td><td> </td></tr> <tr><td> </td><td> </td><td> </td><td> </td><td> </td><td> </td><td> </td><td> </td></tr> </tbody> </table>	DN	A	B	C	D	E	304	316L																																																																																		<p><b>744 M Eckregulierventil 90° K/M-G manuell</b></p> <p style="text-align: right;">Preise in € je Einheit</p> <table border="1"> <thead> <tr> <th>DN</th> <th>A</th> <th>B</th> <th>C</th> <th>D</th> <th>E</th> <th>304</th> <th>316L</th> </tr> </thead> <tbody> <tr><td>25</td><td> </td><td> </td><td> </td><td> </td><td> </td><td> </td><td> </td></tr> <tr><td>32</td><td> </td><td> </td><td> </td><td> </td><td> </td><td> </td><td> </td></tr> <tr><td>40</td><td> </td><td> </td><td> </td><td> </td><td> </td><td> </td><td> </td></tr> <tr><td>50</td><td> </td><td> </td><td> </td><td> </td><td> </td><td> </td><td> </td></tr> <tr><td>65</td><td> </td><td> </td><td> </td><td> </td><td> </td><td> </td><td> </td></tr> <tr><td>80</td><td> </td><td> </td><td> </td><td> </td><td> </td><td> </td><td> </td></tr> <tr><td>100</td><td> </td><td> </td><td> </td><td> </td><td> </td><td> </td><td> </td></tr> </tbody> </table> <p style="text-align: right;"><i>auf Anfrage</i></p>	DN	A	B	C	D	E	304	316L	25								32								40								50								65								80								100							
DN	A	B	C	D	E	304	316L																																																																																																																																																				
DN	A	B	C	D	E	304	316L																																																																																																																																																				
25																																																																																																																																																											
32																																																																																																																																																											
40																																																																																																																																																											
50																																																																																																																																																											
65																																																																																																																																																											
80																																																																																																																																																											
100																																																																																																																																																											
	<p style="text-align: right;">Preise in € je Einheit</p> <table border="1"> <thead> <tr> <th>DN</th> <th>A</th> <th>B</th> <th>C</th> <th>D</th> <th>E</th> <th>304</th> <th>316L</th> </tr> </thead> <tbody> <tr><td> </td><td> </td><td> </td><td> </td><td> </td><td> </td><td> </td><td> </td></tr> <tr><td> </td><td> </td><td> </td><td> </td><td> </td><td> </td><td> </td><td> </td></tr> <tr><td> </td><td> </td><td> </td><td> </td><td> </td><td> </td><td> </td><td> </td></tr> <tr><td> </td><td> </td><td> </td><td> </td><td> </td><td> </td><td> </td><td> </td></tr> <tr><td> </td><td> </td><td> </td><td> </td><td> </td><td> </td><td> </td><td> </td></tr> <tr><td> </td><td> </td><td> </td><td> </td><td> </td><td> </td><td> </td><td> </td></tr> <tr><td> </td><td> </td><td> </td><td> </td><td> </td><td> </td><td> </td><td> </td></tr> <tr><td> </td><td> </td><td> </td><td> </td><td> </td><td> </td><td> </td><td> </td></tr> <tr><td> </td><td> </td><td> </td><td> </td><td> </td><td> </td><td> </td><td> </td></tr> <tr><td> </td><td> </td><td> </td><td> </td><td> </td><td> </td><td> </td><td> </td></tr> </tbody> </table>	DN	A	B	C	D	E	304	316L																																																																																		<p><b>744 P Überströmventil, pneum. anlüftbar mit Hubbegrenzung</b></p> <p style="text-align: right;">Preise in € je Einheit</p> <table border="1"> <thead> <tr> <th>DN</th> <th>A</th> <th>B</th> <th>C</th> <th>D</th> <th>E</th> <th>304</th> <th>316L</th> </tr> </thead> <tbody> <tr><td>25</td><td> </td><td> </td><td> </td><td> </td><td> </td><td> </td><td> </td></tr> <tr><td>40</td><td> </td><td> </td><td> </td><td> </td><td> </td><td> </td><td> </td></tr> <tr><td>50</td><td> </td><td> </td><td> </td><td> </td><td> </td><td> </td><td> </td></tr> <tr><td>65</td><td> </td><td> </td><td> </td><td> </td><td> </td><td> </td><td> </td></tr> <tr><td>80</td><td> </td><td> </td><td> </td><td> </td><td> </td><td> </td><td> </td></tr> </tbody> </table> <p style="text-align: right;"><i>auf Anfrage</i></p>	DN	A	B	C	D	E	304	316L	25								40								50								65								80																							
DN	A	B	C	D	E	304	316L																																																																																																																																																				
DN	A	B	C	D	E	304	316L																																																																																																																																																				
25																																																																																																																																																											
40																																																																																																																																																											
50																																																																																																																																																											
65																																																																																																																																																											
80																																																																																																																																																											
	<p><b>742 Überströmventil S-S</b> Pneumatische Anlüftung optional</p> <p style="text-align: right;">Preise in € je Einheit</p> <table border="1"> <thead> <tr> <th>DN</th> <th>A</th> <th>B</th> <th>C</th> <th>D</th> <th>E</th> <th>304</th> <th>316L</th> </tr> </thead> <tbody> <tr><td>25</td><td>72</td><td> </td><td>26</td><td>233</td><td> </td><td>644,20</td><td>783,60</td></tr> <tr><td>32</td><td>77</td><td> </td><td>32</td><td>235</td><td> </td><td>666,70</td><td>808,40</td></tr> <tr><td>40</td><td>82</td><td> </td><td>38</td><td>270</td><td> </td><td>726,60</td><td>870,00</td></tr> <tr><td>50</td><td>93</td><td> </td><td>50</td><td>340</td><td> </td><td>860,80</td><td>1033,60</td></tr> <tr><td>65</td><td>105</td><td> </td><td>66</td><td>345</td><td> </td><td>1088,40</td><td>1410,50</td></tr> <tr><td>80</td><td>115</td><td> </td><td>81</td><td>370</td><td> </td><td>1404,00</td><td>1877,90</td></tr> <tr><td>100</td><td> </td><td> </td><td>100</td><td> </td><td> </td><td>2052,00</td><td>2621,00</td></tr> </tbody> </table> <p>Standarddruck für alle NW 0,5 - 6 bar einstellbar, höhere Drücke auf Anfrage</p>	DN	A	B	C	D	E	304	316L	25	72		26	233		644,20	783,60	32	77		32	235		666,70	808,40	40	82		38	270		726,60	870,00	50	93		50	340		860,80	1033,60	65	105		66	345		1088,40	1410,50	80	115		81	370		1404,00	1877,90	100			100			2052,00	2621,00		<p><b>088 Ersatzteilpaket/Dichtungssatz zu 744 (ohne Antrieb)</b></p> <p style="text-align: right;">Preise in € je Einheit</p> <table border="1"> <thead> <tr> <th>DN</th> <th>A</th> <th>B</th> <th>C</th> <th>D</th> <th>E</th> <th>304</th> <th>316L</th> </tr> </thead> <tbody> <tr><td>25</td><td> </td><td> </td><td> </td><td> </td><td> </td><td> </td><td> </td></tr> <tr><td>40</td><td> </td><td> </td><td> </td><td> </td><td> </td><td> </td><td> </td></tr> <tr><td>50</td><td> </td><td> </td><td> </td><td> </td><td> </td><td> </td><td> </td></tr> <tr><td>65</td><td> </td><td> </td><td> </td><td> </td><td> </td><td> </td><td> </td></tr> <tr><td>80</td><td> </td><td> </td><td> </td><td> </td><td> </td><td> </td><td> </td></tr> </tbody> </table> <p style="text-align: right;"><i>auf Anfrage</i></p>	DN	A	B	C	D	E	304	316L	25								40								50								65								80																																															
DN	A	B	C	D	E	304	316L																																																																																																																																																				
25	72		26	233		644,20	783,60																																																																																																																																																				
32	77		32	235		666,70	808,40																																																																																																																																																				
40	82		38	270		726,60	870,00																																																																																																																																																				
50	93		50	340		860,80	1033,60																																																																																																																																																				
65	105		66	345		1088,40	1410,50																																																																																																																																																				
80	115		81	370		1404,00	1877,90																																																																																																																																																				
100			100			2052,00	2621,00																																																																																																																																																				
DN	A	B	C	D	E	304	316L																																																																																																																																																				
25																																																																																																																																																											
40																																																																																																																																																											
50																																																																																																																																																											
65																																																																																																																																																											
80																																																																																																																																																											
	<p><b>743 Überströmventil K/M-G</b> Pneumatische Anlüftung optional</p> <p style="text-align: right;">Preise in € je Einheit</p> <table border="1"> <thead> <tr> <th>DN</th> <th>A</th> <th>B</th> <th>C</th> <th>D</th> <th>E</th> <th>304</th> <th>316L</th> </tr> </thead> <tbody> <tr><td>25</td><td>72</td><td>65</td><td>26</td><td>233</td><td>Rd 52x1/6"</td><td>711,80</td><td>873,50</td></tr> <tr><td>32</td><td>77</td><td>70</td><td>32</td><td>235</td><td>Rd 58x1/6"</td><td>727,50</td><td>904,20</td></tr> <tr><td>40</td><td>82</td><td>75</td><td>38</td><td>270</td><td>Rd 65x1/6"</td><td>808,40</td><td>963,90</td></tr> <tr><td>50</td><td>93</td><td>86</td><td>50</td><td>340</td><td>Rd 78x1/6"</td><td>924,50</td><td>1123,20</td></tr> <tr><td>65</td><td>105</td><td>97</td><td>66</td><td>345</td><td>Rd 95x1/6"</td><td>1239,90</td><td>1583,00</td></tr> <tr><td>80</td><td>115</td><td>107</td><td>81</td><td>370</td><td>Rd 110x1/4"</td><td>1662,20</td><td>2152,00</td></tr> <tr><td>100</td><td> </td><td> </td><td>100</td><td> </td><td>Rd 130x1/4"</td><td>2358,80</td><td>3024,00</td></tr> </tbody> </table> <p>Standarddruck für alle NW 0,5 - 6 bar einstellbar, höhere Drücke auf Anfrage</p>	DN	A	B	C	D	E	304	316L	25	72	65	26	233	Rd 52x1/6"	711,80	873,50	32	77	70	32	235	Rd 58x1/6"	727,50	904,20	40	82	75	38	270	Rd 65x1/6"	808,40	963,90	50	93	86	50	340	Rd 78x1/6"	924,50	1123,20	65	105	97	66	345	Rd 95x1/6"	1239,90	1583,00	80	115	107	81	370	Rd 110x1/4"	1662,20	2152,00	100			100		Rd 130x1/4"	2358,80	3024,00		<p><b>770 Tellerrückschlagventil G-G</b></p> <p style="text-align: right;">Preise in € je Einheit</p> <table border="1"> <thead> <tr> <th>DN</th> <th>A</th> <th>B</th> <th>C</th> <th>D</th> <th>E</th> <th>304</th> <th>316L</th> </tr> </thead> <tbody> <tr><td>10</td><td>55</td><td> </td><td>9</td><td>Rd 25x1/8"</td><td> </td><td>258,00</td><td>348,00</td></tr> <tr><td>15</td><td>55</td><td> </td><td>15</td><td>Rd 34x1/8"</td><td> </td><td>264,40</td><td>354,40</td></tr> <tr><td>20</td><td>70</td><td> </td><td>20</td><td>Rd 44x1/8"</td><td> </td><td>267,00</td><td>360,00</td></tr> <tr><td>25</td><td>75</td><td> </td><td>26</td><td>Rd 52x1/6"</td><td>Rd 52x1/6"</td><td>194,90</td><td>253,20</td></tr> <tr><td>32</td><td>87</td><td> </td><td>32</td><td>Rd 58x1/6"</td><td>Rd 58x1/6"</td><td>221,40</td><td>288,50</td></tr> <tr><td>40</td><td>94.5</td><td> </td><td>38</td><td>Rd 65x1/6"</td><td>Rd 65x1/6"</td><td>249,40</td><td>324,30</td></tr> <tr><td>50</td><td>95</td><td> </td><td>48</td><td>Rd 78x1/6"</td><td>Rd 78x1/6"</td><td>317,20</td><td>414,90</td></tr> <tr><td>65</td><td>117</td><td> </td><td>66</td><td>Rd 95x1/6"</td><td>Rd 95x1/6"</td><td>428,40</td><td>604,40</td></tr> <tr><td>80</td><td>159</td><td> </td><td>81</td><td>Rd 110x1/4"</td><td>Rd 130x1/4"</td><td>717,60</td><td>965,90</td></tr> <tr><td>100</td><td>180</td><td> </td><td>100</td><td>Rd 130x1/4"</td><td>Rd 160x1/4"</td><td>1055,40</td><td>1402,70</td></tr> </tbody> </table>	DN	A	B	C	D	E	304	316L	10	55		9	Rd 25x1/8"		258,00	348,00	15	55		15	Rd 34x1/8"		264,40	354,40	20	70		20	Rd 44x1/8"		267,00	360,00	25	75		26	Rd 52x1/6"	Rd 52x1/6"	194,90	253,20	32	87		32	Rd 58x1/6"	Rd 58x1/6"	221,40	288,50	40	94.5		38	Rd 65x1/6"	Rd 65x1/6"	249,40	324,30	50	95		48	Rd 78x1/6"	Rd 78x1/6"	317,20	414,90	65	117		66	Rd 95x1/6"	Rd 95x1/6"	428,40	604,40	80	159		81	Rd 110x1/4"	Rd 130x1/4"	717,60	965,90	100	180		100	Rd 130x1/4"	Rd 160x1/4"	1055,40	1402,70
DN	A	B	C	D	E	304	316L																																																																																																																																																				
25	72	65	26	233	Rd 52x1/6"	711,80	873,50																																																																																																																																																				
32	77	70	32	235	Rd 58x1/6"	727,50	904,20																																																																																																																																																				
40	82	75	38	270	Rd 65x1/6"	808,40	963,90																																																																																																																																																				
50	93	86	50	340	Rd 78x1/6"	924,50	1123,20																																																																																																																																																				
65	105	97	66	345	Rd 95x1/6"	1239,90	1583,00																																																																																																																																																				
80	115	107	81	370	Rd 110x1/4"	1662,20	2152,00																																																																																																																																																				
100			100		Rd 130x1/4"	2358,80	3024,00																																																																																																																																																				
DN	A	B	C	D	E	304	316L																																																																																																																																																				
10	55		9	Rd 25x1/8"		258,00	348,00																																																																																																																																																				
15	55		15	Rd 34x1/8"		264,40	354,40																																																																																																																																																				
20	70		20	Rd 44x1/8"		267,00	360,00																																																																																																																																																				
25	75		26	Rd 52x1/6"	Rd 52x1/6"	194,90	253,20																																																																																																																																																				
32	87		32	Rd 58x1/6"	Rd 58x1/6"	221,40	288,50																																																																																																																																																				
40	94.5		38	Rd 65x1/6"	Rd 65x1/6"	249,40	324,30																																																																																																																																																				
50	95		48	Rd 78x1/6"	Rd 78x1/6"	317,20	414,90																																																																																																																																																				
65	117		66	Rd 95x1/6"	Rd 95x1/6"	428,40	604,40																																																																																																																																																				
80	159		81	Rd 110x1/4"	Rd 130x1/4"	717,60	965,90																																																																																																																																																				
100	180		100	Rd 130x1/4"	Rd 160x1/4"	1055,40	1402,70																																																																																																																																																				
	<p><b>745 Anhebevorrichtung</b></p> <p style="text-align: right;">Preise in € je Einheit</p> <table border="1"> <thead> <tr> <th>DN</th> <th>A</th> <th>B</th> <th>C</th> <th>D</th> <th>E</th> <th>304</th> <th>316L</th> </tr> </thead> <tbody> <tr><td>25</td><td> </td><td> </td><td> </td><td> </td><td> </td><td>170,80</td><td> </td></tr> <tr><td>32</td><td> </td><td> </td><td> </td><td> </td><td> </td><td>170,80</td><td> </td></tr> <tr><td>40</td><td> </td><td> </td><td> </td><td> </td><td> </td><td>170,80</td><td> </td></tr> <tr><td>50</td><td> </td><td> </td><td> </td><td> </td><td> </td><td>170,80</td><td> </td></tr> <tr><td>65</td><td> </td><td> </td><td> </td><td> </td><td> </td><td>183,80</td><td> </td></tr> <tr><td>80</td><td> </td><td> </td><td> </td><td> </td><td> </td><td>196,70</td><td> </td></tr> </tbody> </table> <p><b>745 Anhebevorrichtung pneumatisch</b></p> <table border="1"> <tbody> <tr> <td>25-80</td> <td> </td> <td> </td> <td> </td> <td> </td> <td> </td> <td>249,00</td> <td> </td> </tr> </tbody> </table>	DN	A	B	C	D	E	304	316L	25						170,80		32						170,80		40						170,80		50						170,80		65						183,80		80						196,70		25-80						249,00			<p><b>770 k Tellerrückschlagventil KM-G</b></p> <p style="text-align: right;">Preise in € je Einheit</p> <table border="1"> <thead> <tr> <th>DN</th> <th>A</th> <th>B</th> <th>C</th> <th>D</th> <th>E</th> <th>304</th> <th>316L</th> </tr> </thead> <tbody> <tr><td>25</td><td>90</td><td> </td><td>26</td><td>Rd 52x1/6"</td><td>Rd 52x1/6"</td><td>238,50</td><td>327,80</td></tr> <tr><td>32</td><td>105</td><td> </td><td>32</td><td>Rd 58x1/6"</td><td>Rd 58x1/6"</td><td>242,90</td><td>332,20</td></tr> <tr><td>40</td><td>113.5</td><td> </td><td>38</td><td>Rd 65x1/6"</td><td>Rd 65x1/6"</td><td>294,30</td><td>404,60</td></tr> <tr><td>50</td><td>116</td><td> </td><td>48</td><td>Rd 78x1/6"</td><td>Rd 78x1/6"</td><td>386,60</td><td>515,00</td></tr> <tr><td>65</td><td>141</td><td> </td><td>66</td><td>Rd 95x1/6"</td><td>Rd 95x1/6"</td><td>520,20</td><td>715,20</td></tr> </tbody> </table>	DN	A	B	C	D	E	304	316L	25	90		26	Rd 52x1/6"	Rd 52x1/6"	238,50	327,80	32	105		32	Rd 58x1/6"	Rd 58x1/6"	242,90	332,20	40	113.5		38	Rd 65x1/6"	Rd 65x1/6"	294,30	404,60	50	116		48	Rd 78x1/6"	Rd 78x1/6"	386,60	515,00	65	141		66	Rd 95x1/6"	Rd 95x1/6"	520,20	715,20																																								
DN	A	B	C	D	E	304	316L																																																																																																																																																				
25						170,80																																																																																																																																																					
32						170,80																																																																																																																																																					
40						170,80																																																																																																																																																					
50						170,80																																																																																																																																																					
65						183,80																																																																																																																																																					
80						196,70																																																																																																																																																					
25-80						249,00																																																																																																																																																					
DN	A	B	C	D	E	304	316L																																																																																																																																																				
25	90		26	Rd 52x1/6"	Rd 52x1/6"	238,50	327,80																																																																																																																																																				
32	105		32	Rd 58x1/6"	Rd 58x1/6"	242,90	332,20																																																																																																																																																				
40	113.5		38	Rd 65x1/6"	Rd 65x1/6"	294,30	404,60																																																																																																																																																				
50	116		48	Rd 78x1/6"	Rd 78x1/6"	386,60	515,00																																																																																																																																																				
65	141		66	Rd 95x1/6"	Rd 95x1/6"	520,20	715,20																																																																																																																																																				



	<p><b>1000 Probierventil</b></p> <p>Preise in € je Einheit</p> <table border="1"> <thead> <tr> <th>DN</th> <th>A</th> <th>B</th> <th>C</th> <th>D</th> <th>E</th> <th>304</th> <th>316L</th> </tr> </thead> <tbody> <tr> <td>1000D 10</td> <td>mit Dreikant R 1/2"</td> <td>18</td> <td></td> <td>12</td> <td>82</td> <td>76,70</td> <td></td> </tr> <tr> <td>1000V 10</td> <td>mit Vierkant R 1/2"</td> <td>18</td> <td></td> <td>12</td> <td>82</td> <td>76,70</td> <td></td> </tr> <tr> <td>1000H 10</td> <td>mit VA-Handrad</td> <td>18</td> <td></td> <td>12</td> <td>82</td> <td>95,90</td> <td></td> </tr> </tbody> </table> <p>auf Anfrage</p>	DN	A	B	C	D	E	304	316L	1000D 10	mit Dreikant R 1/2"	18		12	82	76,70		1000V 10	mit Vierkant R 1/2"	18		12	82	76,70		1000H 10	mit VA-Handrad	18		12	82	95,90		 <p>Ersatzmembrane</p>	<p><b>1013 Probierventil S</b></p> <p>Preise in € je Einheit</p> <table border="1"> <thead> <tr> <th>DN</th> <th>A</th> <th>B</th> <th>C</th> <th>D</th> <th>E</th> <th>304</th> <th>316L</th> </tr> </thead> <tbody> <tr> <td>6</td> <td>56</td> <td></td> <td>6</td> <td>6</td> <td></td> <td></td> <td>268,40</td> </tr> </tbody> </table> <p><b>1013 e Ersatzmembrane</b></p> <table border="1"> <thead> <tr> <th></th> <th>EPDM</th> <th>Viton</th> </tr> </thead> <tbody> <tr> <td></td> <td>39,30</td> <td>52,00</td> </tr> </tbody> </table>	DN	A	B	C	D	E	304	316L	6	56		6	6			268,40		EPDM	Viton		39,30	52,00
DN	A	B	C	D	E	304	316L																																																		
1000D 10	mit Dreikant R 1/2"	18		12	82	76,70																																																			
1000V 10	mit Vierkant R 1/2"	18		12	82	76,70																																																			
1000H 10	mit VA-Handrad	18		12	82	95,90																																																			
DN	A	B	C	D	E	304	316L																																																		
6	56		6	6			268,40																																																		
	EPDM	Viton																																																							
	39,30	52,00																																																							
	<p><b>1001 Probierventil</b></p> <p>Preise in € je Einheit</p> <table border="1"> <thead> <tr> <th>DN</th> <th>A</th> <th>B</th> <th>C</th> <th>D</th> <th>E</th> <th>304</th> <th>316L</th> </tr> </thead> <tbody> <tr> <td>1000D 10</td> <td>mit Dreikant R 1/2"</td> <td>35</td> <td></td> <td>12</td> <td></td> <td>113,10</td> <td></td> </tr> <tr> <td>1000V 10</td> <td>mit Vierkant R 1/2"</td> <td>35</td> <td></td> <td>12</td> <td></td> <td>113,10</td> <td></td> </tr> </tbody> </table> <p>auf Anfrage</p>	DN	A	B	C	D	E	304	316L	1000D 10	mit Dreikant R 1/2"	35		12		113,10		1000V 10	mit Vierkant R 1/2"	35		12		113,10			<p><b>1014 Probierventil Ra</b></p> <p>Preise in € je Einheit</p> <table border="1"> <thead> <tr> <th>DN</th> <th>A</th> <th>B</th> <th>C</th> <th>D</th> <th>E</th> <th>304</th> <th>316L</th> </tr> </thead> <tbody> <tr> <td>6</td> <td>56</td> <td></td> <td>6</td> <td>6</td> <td>R 1/4"</td> <td></td> <td>270,20</td> </tr> <tr> <td>6</td> <td>56</td> <td></td> <td>6</td> <td>6</td> <td>R 1/2"</td> <td></td> <td>270,20</td> </tr> </tbody> </table>	DN	A	B	C	D	E	304	316L	6	56		6	6	R 1/4"		270,20	6	56		6	6	R 1/2"		270,20						
DN	A	B	C	D	E	304	316L																																																		
1000D 10	mit Dreikant R 1/2"	35		12		113,10																																																			
1000V 10	mit Vierkant R 1/2"	35		12		113,10																																																			
DN	A	B	C	D	E	304	316L																																																		
6	56		6	6	R 1/4"		270,20																																																		
6	56		6	6	R 1/2"		270,20																																																		
	<p><b>1002 Probierventil für Holzfaß</b></p> <p>Preise in € je Einheit</p> <table border="1"> <thead> <tr> <th>DN</th> <th>A</th> <th>B</th> <th>C</th> <th>D</th> <th>E</th> <th>304</th> <th>316L</th> </tr> </thead> <tbody> <tr> <td>1000D 10</td> <td>mit Dreikant</td> <td>50</td> <td></td> <td>12</td> <td></td> <td>197,50</td> <td></td> </tr> <tr> <td>1000V 10</td> <td>mit Vierkant</td> <td>50</td> <td></td> <td>12</td> <td></td> <td>197,50</td> <td></td> </tr> </tbody> </table> <p>auf Anfrage</p>	DN	A	B	C	D	E	304	316L	1000D 10	mit Dreikant	50		12		197,50		1000V 10	mit Vierkant	50		12		197,50			<p><b>1015 Probierventil KM-DN 10</b></p> <p>Preise in € je Einheit</p> <table border="1"> <thead> <tr> <th>DN</th> <th>A</th> <th>B</th> <th>C</th> <th>D</th> <th>E</th> <th>304</th> <th>316L</th> </tr> </thead> <tbody> <tr> <td>6</td> <td>56</td> <td></td> <td>6</td> <td>6</td> <td>KM-DN10</td> <td></td> <td>299,50</td> </tr> </tbody> </table>	DN	A	B	C	D	E	304	316L	6	56		6	6	KM-DN10		299,50														
DN	A	B	C	D	E	304	316L																																																		
1000D 10	mit Dreikant	50		12		197,50																																																			
1000V 10	mit Vierkant	50		12		197,50																																																			
DN	A	B	C	D	E	304	316L																																																		
6	56		6	6	KM-DN10		299,50																																																		
	<p><b>1003 Probierventil KM 20</b></p> <p>Preise in € je Einheit</p> <table border="1"> <thead> <tr> <th>DN</th> <th>A</th> <th>B</th> <th>C</th> <th>D</th> <th>E</th> <th>304</th> <th>316L</th> </tr> </thead> <tbody> <tr> <td>1003D</td> <td>mit Dreikant</td> <td></td> <td>KM 20</td> <td>12</td> <td>82</td> <td>127,10</td> <td></td> </tr> <tr> <td>1003V</td> <td>mit Vierkant</td> <td></td> <td>KM 20</td> <td>12</td> <td>82</td> <td>127,10</td> <td></td> </tr> <tr> <td>1003H</td> <td>mit VA-Handrad</td> <td></td> <td>KM 20</td> <td>12</td> <td>82</td> <td>150,60</td> <td></td> </tr> </tbody> </table> <p>auf Anfrage</p>	DN	A	B	C	D	E	304	316L	1003D	mit Dreikant		KM 20	12	82	127,10		1003V	mit Vierkant		KM 20	12	82	127,10		1003H	mit VA-Handrad		KM 20	12	82	150,60			<p><b>1007 Probierventil KM 20 mit fester Schlauchtülle NW 10</b></p> <p>Preise in € je Einheit</p> <table border="1"> <thead> <tr> <th>DN</th> <th>A</th> <th>B</th> <th>C</th> <th>D</th> <th>E</th> <th>304</th> <th>316L</th> </tr> </thead> <tbody> <tr> <td>10</td> <td>KM-20</td> <td></td> <td>10</td> <td>15</td> <td></td> <td>175,50</td> <td></td> </tr> </tbody> </table> <p>auf Anfrage</p>	DN	A	B	C	D	E	304	316L	10	KM-20		10	15		175,50							
DN	A	B	C	D	E	304	316L																																																		
1003D	mit Dreikant		KM 20	12	82	127,10																																																			
1003V	mit Vierkant		KM 20	12	82	127,10																																																			
1003H	mit VA-Handrad		KM 20	12	82	150,60																																																			
DN	A	B	C	D	E	304	316L																																																		
10	KM-20		10	15		175,50																																																			
	<p><b>1004 Schlüssel für Probierventil, Edelstahl</b></p> <p>Preise in € je Einheit</p> <table border="1"> <thead> <tr> <th>DN</th> <th>A</th> <th>B</th> <th>C</th> <th>D</th> <th>E</th> <th>304</th> <th>316L</th> </tr> </thead> <tbody> <tr> <td>D</td> <td>mit Dreikant</td> <td></td> <td></td> <td></td> <td></td> <td>18,80</td> <td></td> </tr> <tr> <td>V</td> <td>mit Vierkant</td> <td></td> <td></td> <td></td> <td></td> <td>18,80</td> <td></td> </tr> </tbody> </table>	DN	A	B	C	D	E	304	316L	D	mit Dreikant					18,80		V	mit Vierkant					18,80			<p><b>1008 Probierventil mit Flansch ND 10 und Schlauchtülle NW 10</b></p> <p>Preise in € je Einheit</p> <table border="1"> <thead> <tr> <th>DN</th> <th>A</th> <th>B</th> <th>C</th> <th>D</th> <th>E</th> <th>304</th> <th>316L</th> </tr> </thead> <tbody> <tr> <td>10</td> <td>90</td> <td>60</td> <td>10</td> <td>15</td> <td></td> <td>245,60</td> <td></td> </tr> <tr> <td>20</td> <td>105</td> <td>75</td> <td>10</td> <td>15</td> <td></td> <td>261,70</td> <td></td> </tr> </tbody> </table> <p>auf Anfrage</p>	DN	A	B	C	D	E	304	316L	10	90	60	10	15		245,60		20	105	75	10	15		261,70							
DN	A	B	C	D	E	304	316L																																																		
D	mit Dreikant					18,80																																																			
V	mit Vierkant					18,80																																																			
DN	A	B	C	D	E	304	316L																																																		
10	90	60	10	15		245,60																																																			
20	105	75	10	15		261,70																																																			

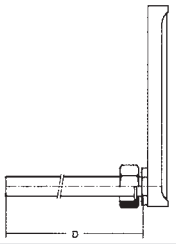
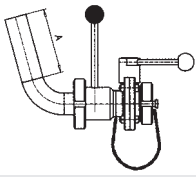
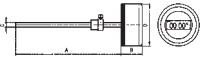
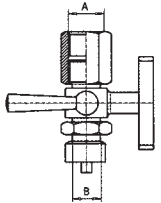
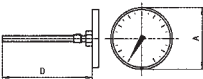
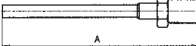
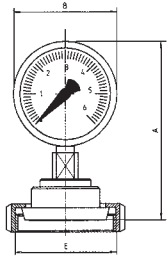
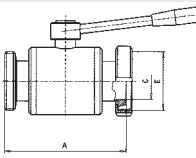
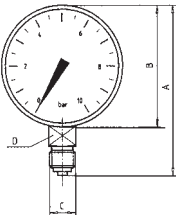
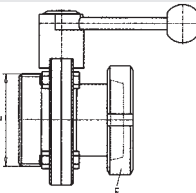
	<p><b>1009 Probierventil mit Auslaufstutzen</b></p> <p>Preise in € je Einheit</p> <table border="1"> <thead> <tr> <th>DN</th> <th>A</th> <th>B</th> <th>C</th> <th>D</th> <th>E</th> <th>304</th> <th>316L</th> </tr> </thead> <tbody> <tr> <td>8</td> <td>R 1/2"</td> <td>18</td> <td></td> <td>R 1/2"</td> <td></td> <td>191,50</td> <td rowspan="2">auf Anfrage</td> </tr> <tr> <td>12</td> <td>R 3/4"</td> <td>18</td> <td></td> <td>R 1/2"</td> <td></td> <td>215,80</td> </tr> </tbody> </table>	DN	A	B	C	D	E	304	316L	8	R 1/2"	18		R 1/2"		191,50	auf Anfrage	12	R 3/4"	18		R 1/2"		215,80		<p><b>1016 Pharmaventil</b></p> <p>Preise in € je Einheit</p> <table border="1"> <thead> <tr> <th>DN</th> <th>A</th> <th>B</th> <th>C</th> <th>D</th> <th>E</th> <th>304</th> <th>316L</th> </tr> </thead> <tbody> <tr> <td>3</td> <td>48</td> <td>22</td> <td>3</td> <td></td> <td>M8 x 0,5</td> <td></td> <td>126,50</td> </tr> <tr> <td>4</td> <td>67</td> <td>29</td> <td>4</td> <td></td> <td>R 1/4"</td> <td></td> <td>185,30</td> </tr> <tr> <td>6</td> <td>88</td> <td>32</td> <td>6</td> <td></td> <td>R 1/2"</td> <td></td> <td>234,50</td> </tr> </tbody> </table>	DN	A	B	C	D	E	304	316L	3	48	22	3		M8 x 0,5		126,50	4	67	29	4		R 1/4"		185,30	6	88	32	6		R 1/2"		234,50																																					
DN	A	B	C	D	E	304	316L																																																																																								
8	R 1/2"	18		R 1/2"		191,50	auf Anfrage																																																																																								
12	R 3/4"	18		R 1/2"		215,80																																																																																									
DN	A	B	C	D	E	304	316L																																																																																								
3	48	22	3		M8 x 0,5		126,50																																																																																								
4	67	29	4		R 1/4"		185,30																																																																																								
6	88	32	6		R 1/2"		234,50																																																																																								
	<p><b>1010 Probierventil KM 20 mit Auslaufstutzen R 1/2"</b></p> <p>Preise in € je Einheit</p> <table border="1"> <thead> <tr> <th>DN</th> <th>A</th> <th>B</th> <th>C</th> <th>D</th> <th>E</th> <th>304</th> <th>316L</th> </tr> </thead> <tbody> <tr> <td>10</td> <td>KM-20</td> <td></td> <td></td> <td>R 1/2"</td> <td></td> <td>237,70</td> <td rowspan="2">auf Anfrage</td> </tr> </tbody> </table>	DN	A	B	C	D	E	304	316L	10	KM-20			R 1/2"		237,70	auf Anfrage		<p><b>1020 Standanzeigeventil für Glasrohr</b></p> <p>Preise in € je Einheit</p> <table border="1"> <thead> <tr> <th>DN</th> <th>A</th> <th>B</th> <th>C</th> <th>D</th> <th>E</th> <th>304</th> <th>316L</th> </tr> </thead> <tbody> <tr> <td>10</td> <td>50</td> <td>13/10</td> <td></td> <td>41</td> <td>R 1/2"</td> <td>191,50</td> <td rowspan="4">auf Anfrage</td> </tr> <tr> <td>10</td> <td>50</td> <td>15/10</td> <td></td> <td>41</td> <td>R 1/2"</td> <td>191,50</td> </tr> <tr> <td>15</td> <td>50</td> <td>20/16</td> <td></td> <td>41</td> <td>R 1/2"</td> <td>204,60</td> </tr> <tr> <td>20</td> <td>50</td> <td>24/20</td> <td></td> <td>41</td> <td>R 1/2"</td> <td>218,70</td> </tr> </tbody> </table>	DN	A	B	C	D	E	304	316L	10	50	13/10		41	R 1/2"	191,50	auf Anfrage	10	50	15/10		41	R 1/2"	191,50	15	50	20/16		41	R 1/2"	204,60	20	50	24/20		41	R 1/2"	218,70																																							
DN	A	B	C	D	E	304	316L																																																																																								
10	KM-20			R 1/2"		237,70	auf Anfrage																																																																																								
DN	A	B	C	D	E	304		316L																																																																																							
10	50	13/10		41	R 1/2"	191,50	auf Anfrage																																																																																								
10	50	15/10		41	R 1/2"	191,50																																																																																									
15	50	20/16		41	R 1/2"	204,60																																																																																									
20	50	24/20		41	R 1/2"	218,70																																																																																									
	<p><b>1011 Probierventil mit Flansch ND 10 und Auslaufstutzen R 1/2"</b></p> <p>Preise in € je Einheit</p> <table border="1"> <thead> <tr> <th>DN</th> <th>A</th> <th>B</th> <th>C</th> <th>D</th> <th>E</th> <th>304</th> <th>316L</th> </tr> </thead> <tbody> <tr> <td>10</td> <td>90</td> <td>60</td> <td></td> <td>1/2"</td> <td></td> <td>309,90</td> <td rowspan="2">auf Anfrage</td> </tr> <tr> <td>20</td> <td>105</td> <td>75</td> <td></td> <td>1/2"</td> <td></td> <td>315,10</td> </tr> </tbody> </table>	DN	A	B	C	D	E	304	316L	10	90	60		1/2"		309,90	auf Anfrage	20	105	75		1/2"		315,10		<p><b>1021 Standanzeigeventil KM 20 für Glasrohr</b></p> <p>Preise in € je Einheit</p> <table border="1"> <thead> <tr> <th>DN</th> <th>A</th> <th>B</th> <th>C</th> <th>D</th> <th>E</th> <th>304</th> <th>316L</th> </tr> </thead> <tbody> <tr> <td>10</td> <td>50</td> <td>13/10</td> <td></td> <td>41</td> <td>KM 20</td> <td>245,20</td> <td rowspan="4">auf Anfrage</td> </tr> <tr> <td>10</td> <td>50</td> <td>15/10</td> <td></td> <td>41</td> <td>KM 20</td> <td>245,20</td> </tr> <tr> <td>15</td> <td>50</td> <td>20/16</td> <td></td> <td>41</td> <td>KM 20</td> <td>259,80</td> </tr> <tr> <td>20</td> <td>50</td> <td>24/20</td> <td></td> <td>41</td> <td>KM 20</td> <td>278,40</td> </tr> </tbody> </table> <p><b>1022 Standanzeigeventil Flansch ND 10 für Glasrohr</b></p> <table border="1"> <tbody> <tr> <td>10</td> <td>DN 20</td> <td>13/10</td> <td></td> <td></td> <td></td> <td>264,20</td> <td></td> </tr> <tr> <td>10</td> <td>DN 20</td> <td>15/10</td> <td></td> <td></td> <td></td> <td>264,20</td> <td></td> </tr> <tr> <td>15</td> <td>DN 20</td> <td>20/16</td> <td></td> <td></td> <td></td> <td>281,20</td> <td></td> </tr> <tr> <td>20</td> <td>DN 20</td> <td>24/20</td> <td></td> <td></td> <td></td> <td>290,90</td> <td></td> </tr> </tbody> </table>	DN	A	B	C	D	E	304	316L	10	50	13/10		41	KM 20	245,20	auf Anfrage	10	50	15/10		41	KM 20	245,20	15	50	20/16		41	KM 20	259,80	20	50	24/20		41	KM 20	278,40	10	DN 20	13/10				264,20		10	DN 20	15/10				264,20		15	DN 20	20/16				281,20		20	DN 20	24/20				290,90	
DN	A	B	C	D	E	304	316L																																																																																								
10	90	60		1/2"		309,90	auf Anfrage																																																																																								
20	105	75		1/2"		315,10																																																																																									
DN	A	B	C	D	E	304	316L																																																																																								
10	50	13/10		41	KM 20	245,20	auf Anfrage																																																																																								
10	50	15/10		41	KM 20	245,20																																																																																									
15	50	20/16		41	KM 20	259,80																																																																																									
20	50	24/20		41	KM 20	278,40																																																																																									
10	DN 20	13/10				264,20																																																																																									
10	DN 20	15/10				264,20																																																																																									
15	DN 20	20/16				281,20																																																																																									
20	DN 20	24/20				290,90																																																																																									
	<p><b>1006 Probierventil mit fester Schlauchtülle</b></p> <p>Preise in € je Einheit</p> <table border="1"> <thead> <tr> <th>DN</th> <th>A</th> <th>B</th> <th>C</th> <th>D</th> <th>E</th> <th>304</th> <th>316L</th> </tr> </thead> <tbody> <tr> <td>1/4"</td> <td>60</td> <td>1/4"</td> <td></td> <td>8</td> <td></td> <td>123,90</td> <td rowspan="2"></td> </tr> <tr> <td>3/8"</td> <td>60</td> <td>3/8"</td> <td></td> <td>8</td> <td></td> <td>123,90</td> </tr> </tbody> </table>	DN	A	B	C	D	E	304	316L	1/4"	60	1/4"		8		123,90		3/8"	60	3/8"		8		123,90		<p><b>1023 Standanzeigeventil mit Schlauchtülle</b></p> <p>Preise in € je Einheit</p> <table border="1"> <thead> <tr> <th>DN</th> <th>A</th> <th>B</th> <th>C</th> <th>D</th> <th>E</th> <th>304</th> <th>316L</th> </tr> </thead> <tbody> <tr> <td>10</td> <td>50</td> <td>15</td> <td>10</td> <td>41</td> <td>R 1/2"</td> <td>211,90</td> <td rowspan="2">auf Anfrage</td> </tr> <tr> <td>15</td> <td>50</td> <td>21</td> <td>16</td> <td>41</td> <td>R 1/2"</td> <td>215,80</td> </tr> </tbody> </table>	DN	A	B	C	D	E	304	316L	10	50	15	10	41	R 1/2"	211,90	auf Anfrage	15	50	21	16	41	R 1/2"	215,80																																														
DN	A	B	C	D	E	304	316L																																																																																								
1/4"	60	1/4"		8		123,90																																																																																									
3/8"	60	3/8"		8		123,90																																																																																									
DN	A	B	C	D	E	304	316L																																																																																								
10	50	15	10	41	R 1/2"	211,90	auf Anfrage																																																																																								
15	50	21	16	41	R 1/2"	215,80																																																																																									
	<p><b>1012 Probierventil mit aufgeschraubter Schlauchtülle</b></p> <p>Preise in € je Einheit</p> <table border="1"> <thead> <tr> <th>DN</th> <th>A</th> <th>B</th> <th>C</th> <th>D</th> <th>E</th> <th>304</th> <th>316L</th> </tr> </thead> <tbody> <tr> <td>10</td> <td>18</td> <td></td> <td></td> <td>R 3/8"</td> <td>R 3/8"</td> <td>270,20</td> <td rowspan="3">auf Anfrage</td> </tr> <tr> <td>10</td> <td>18</td> <td></td> <td></td> <td>R 3/8"</td> <td>R 1/2"</td> <td>287,10</td> </tr> <tr> <td>10</td> <td>18</td> <td></td> <td></td> <td>R 1/2"</td> <td>R 1/2"</td> <td>290,30</td> </tr> </tbody> </table>	DN	A	B	C	D	E	304	316L	10	18			R 3/8"	R 3/8"	270,20	auf Anfrage	10	18			R 3/8"	R 1/2"	287,10	10	18			R 1/2"	R 1/2"	290,30		<p><b>1024 Standanzeigeventil KM 20 mit Schlauchtülle</b></p> <p>Preise in € je Einheit</p> <table border="1"> <thead> <tr> <th>DN</th> <th>A</th> <th>B</th> <th>C</th> <th>D</th> <th>E</th> <th>304</th> <th>316L</th> </tr> </thead> <tbody> <tr> <td>10</td> <td>50</td> <td>15</td> <td>10</td> <td>41</td> <td>KM 20</td> <td>398,70</td> <td rowspan="2">auf Anfrage</td> </tr> <tr> <td>15</td> <td>50</td> <td>21</td> <td>16</td> <td>41</td> <td>KM 20</td> <td>402,10</td> </tr> </tbody> </table> <p><b>1025 Standanzeigeventil Flansch ND 10 mit Schlauchtülle</b></p> <table border="1"> <tbody> <tr> <td>10</td> <td>DN 20</td> <td>15</td> <td>10</td> <td>41</td> <td></td> <td></td> <td></td> </tr> <tr> <td>15</td> <td>DN 20</td> <td>21</td> <td>16</td> <td>41</td> <td></td> <td></td> <td></td> </tr> </tbody> </table>	DN	A	B	C	D	E	304	316L	10	50	15	10	41	KM 20	398,70	auf Anfrage	15	50	21	16	41	KM 20	402,10	10	DN 20	15	10	41				15	DN 20	21	16	41																										
DN	A	B	C	D	E	304	316L																																																																																								
10	18			R 3/8"	R 3/8"	270,20	auf Anfrage																																																																																								
10	18			R 3/8"	R 1/2"	287,10																																																																																									
10	18			R 1/2"	R 1/2"	290,30																																																																																									
DN	A	B	C	D	E	304	316L																																																																																								
10	50	15	10	41	KM 20	398,70	auf Anfrage																																																																																								
15	50	21	16	41	KM 20	402,10																																																																																									
10	DN 20	15	10	41																																																																																											
15	DN 20	21	16	41																																																																																											

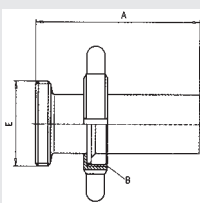
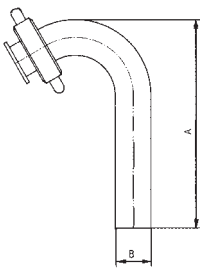




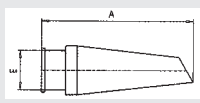
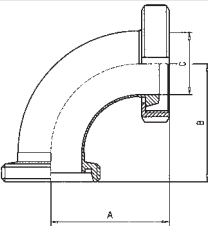


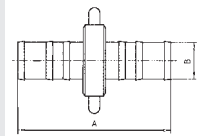
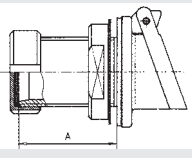


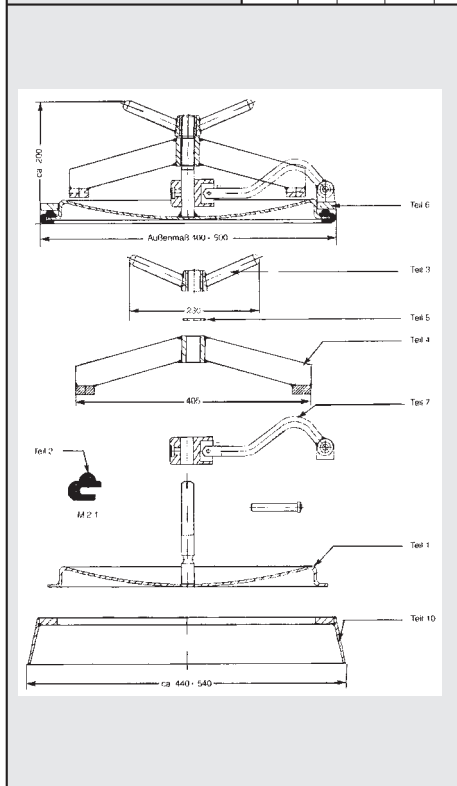
	<p><b>1095 w Winkelthermometer</b></p> <p>Preise in € je Einheit</p> <table border="1"> <thead> <tr> <th>DN</th> <th>A</th> <th>B</th> <th>C</th> <th>D</th> <th>E</th> <th>304</th> <th>316L</th> </tr> </thead> <tbody> <tr> <td>1/2"</td> <td>200</td> <td></td> <td></td> <td></td> <td></td> <td>220,10</td> <td></td> </tr> <tr> <td>3/4"</td> <td>200</td> <td></td> <td></td> <td></td> <td></td> <td>239,40</td> <td></td> </tr> </tbody> </table> <p>Temperaturbereich bei Bestellung angeben!</p>	DN	A	B	C	D	E	304	316L	1/2"	200					220,10		3/4"	200					239,40			<p><b>1088 Schwenkarmatur mit Scheibenv. und Blindmutter</b></p> <p>Preise in € je Einheit</p> <table border="1"> <thead> <tr> <th>DN</th> <th>A</th> <th>B</th> <th>C</th> <th>D</th> <th>E</th> <th>304</th> <th>316L</th> </tr> </thead> <tbody> <tr> <td>32</td> <td>400</td> <td></td> <td></td> <td></td> <td></td> <td>1130,70</td> <td></td> </tr> <tr> <td>40</td> <td>400</td> <td></td> <td></td> <td></td> <td></td> <td>1156,40</td> <td></td> </tr> <tr> <td>50</td> <td>400</td> <td></td> <td></td> <td></td> <td></td> <td>1191,30</td> <td></td> </tr> </tbody> </table>	DN	A	B	C	D	E	304	316L	32	400					1130,70		40	400					1156,40		50	400					1191,30																	
DN	A	B	C	D	E	304	316L																																																																				
1/2"	200					220,10																																																																					
3/4"	200					239,40																																																																					
DN	A	B	C	D	E	304	316L																																																																				
32	400					1130,70																																																																					
40	400					1156,40																																																																					
50	400					1191,30																																																																					
	<p><b>1095 d Digitalthermometer</b></p> <p>Preise in € je Einheit</p> <table border="1"> <thead> <tr> <th>DN</th> <th>A</th> <th>B</th> <th>C</th> <th>D</th> <th>E</th> <th>304</th> <th>316L</th> </tr> </thead> <tbody> <tr> <td>1/2"</td> <td>200</td> <td>40</td> <td>9</td> <td>79</td> <td></td> <td>439,90</td> <td></td> </tr> <tr> <td>3/4"</td> <td></td> <td></td> <td></td> <td></td> <td></td> <td>439,90</td> <td></td> </tr> </tbody> </table> <p>Temperaturbereich bei Bestellung angeben!</p>	DN	A	B	C	D	E	304	316L	1/2"	200	40	9	79		439,90		3/4"						439,90			<p><b>1089 Manometerhahn mit Prüfflansch</b></p> <p>Preise in € je Einheit</p> <table border="1"> <thead> <tr> <th>DN</th> <th>A</th> <th>B</th> <th>C</th> <th>D</th> <th>E</th> <th>304</th> <th>316L</th> </tr> </thead> <tbody> <tr> <td>15</td> <td>1/2"</td> <td>1/2"</td> <td></td> <td></td> <td></td> <td></td> <td>362,30</td> </tr> </tbody> </table> <p><b>1089 v Manometerventil mit TÜV-Anschluß</b></p> <table border="1"> <tbody> <tr> <td>15</td> <td>1/2"</td> <td>1/2"</td> <td></td> <td></td> <td></td> <td></td> <td>307,40</td> </tr> </tbody> </table>	DN	A	B	C	D	E	304	316L	15	1/2"	1/2"					362,30	15	1/2"	1/2"					307,40																								
DN	A	B	C	D	E	304	316L																																																																				
1/2"	200	40	9	79		439,90																																																																					
3/4"						439,90																																																																					
DN	A	B	C	D	E	304	316L																																																																				
15	1/2"	1/2"					362,30																																																																				
15	1/2"	1/2"					307,40																																																																				
 <p>B = Meßbereich in °C</p>	<p><b>1095 r Präz. Zeigerthermometer, D = 100 wasserdichte Ausführung</b></p> <p>Preise in € je Einheit</p> <table border="1"> <thead> <tr> <th>DN</th> <th>A</th> <th>B</th> <th>C</th> <th>D</th> <th>E</th> <th>304</th> <th>316L</th> </tr> </thead> <tbody> <tr> <td>1/2"</td> <td>100</td> <td>-20/+100</td> <td></td> <td>200</td> <td></td> <td>240,90</td> <td></td> </tr> <tr> <td>1/2"</td> <td>130</td> <td>-20/+130</td> <td></td> <td>200</td> <td></td> <td>240,90</td> <td></td> </tr> </tbody> </table> <p>Andere Temperaturbereiche auf Anfrage!</p>	DN	A	B	C	D	E	304	316L	1/2"	100	-20/+100		200		240,90		1/2"	130	-20/+130		200		240,90			<p><b>1090 z Tankhülse zum Einschweißen</b></p> <p>Preise in € je Einheit</p> <table border="1"> <thead> <tr> <th>DN</th> <th>A</th> <th>B</th> <th>C</th> <th>D</th> <th>E</th> <th>304</th> <th>316L</th> </tr> </thead> <tbody> <tr> <td>1/4"</td> <td>120</td> <td></td> <td></td> <td></td> <td></td> <td>56,70</td> <td></td> </tr> <tr> <td>3/8"</td> <td>120</td> <td></td> <td></td> <td></td> <td></td> <td>56,70</td> <td></td> </tr> <tr> <td>1/2"</td> <td>200</td> <td></td> <td></td> <td></td> <td></td> <td>72,10</td> <td></td> </tr> <tr> <td>3/4"</td> <td>200</td> <td></td> <td></td> <td></td> <td></td> <td>86,30</td> <td></td> </tr> <tr> <td>1"</td> <td>250</td> <td></td> <td></td> <td></td> <td></td> <td>105,70</td> <td></td> </tr> </tbody> </table>	DN	A	B	C	D	E	304	316L	1/4"	120					56,70		3/8"	120					56,70		1/2"	200					72,10		3/4"	200					86,30		1"	250					105,70	
DN	A	B	C	D	E	304	316L																																																																				
1/2"	100	-20/+100		200		240,90																																																																					
1/2"	130	-20/+130		200		240,90																																																																					
DN	A	B	C	D	E	304	316L																																																																				
1/4"	120					56,70																																																																					
3/8"	120					56,70																																																																					
1/2"	200					72,10																																																																					
3/4"	200					86,30																																																																					
1"	250					105,70																																																																					
	<p><b>1078 Membrandruckmittler</b></p> <p>Preise in € je Einheit</p> <table border="1"> <thead> <tr> <th>DN</th> <th>A</th> <th>B</th> <th>C</th> <th>D</th> <th>E</th> <th>304</th> <th>316L</th> </tr> </thead> <tbody> <tr> <td>32</td> <td>160</td> <td>100</td> <td></td> <td></td> <td>Rd 58x1/6"</td> <td>854,10</td> <td rowspan="3">auf Anfrage</td> </tr> <tr> <td>40</td> <td>160</td> <td>100</td> <td></td> <td></td> <td>Rd 65x1/6"</td> <td>875,00</td> </tr> <tr> <td>50</td> <td>160</td> <td>100</td> <td></td> <td></td> <td>Rd 78x1/6"</td> <td>943,60</td> </tr> </tbody> </table> <p>Druckbereich bei Bestellung angeben!</p>	DN	A	B	C	D	E	304	316L	32	160	100			Rd 58x1/6"	854,10	auf Anfrage	40	160	100			Rd 65x1/6"	875,00	50	160	100			Rd 78x1/6"	943,60		<p><b>1100 Spannhahn Ausführung Kugelhahn</b></p> <p>Preise in € je Einheit</p> <table border="1"> <thead> <tr> <th>DN</th> <th>A</th> <th>B</th> <th>C</th> <th>D</th> <th>E</th> <th>304</th> <th>316L</th> </tr> </thead> <tbody> <tr> <td>32 Mz.</td> <td>100</td> <td></td> <td>26</td> <td></td> <td>32 Mz.</td> <td></td> <td rowspan="3">auf Anfrage</td> </tr> <tr> <td>38 Pf.</td> <td>110</td> <td></td> <td>32</td> <td></td> <td>38 Pf.</td> <td></td> </tr> <tr> <td>WKN</td> <td>110</td> <td></td> <td>26</td> <td></td> <td>WKN</td> <td></td> </tr> </tbody> </table> <p>Andere Gewinde auf Anfrage!</p>	DN	A	B	C	D	E	304	316L	32 Mz.	100		26		32 Mz.		auf Anfrage	38 Pf.	110		32		38 Pf.		WKN	110		26		WKN													
DN	A	B	C	D	E	304	316L																																																																				
32	160	100			Rd 58x1/6"	854,10	auf Anfrage																																																																				
40	160	100			Rd 65x1/6"	875,00																																																																					
50	160	100			Rd 78x1/6"	943,60																																																																					
DN	A	B	C	D	E	304	316L																																																																				
32 Mz.	100		26		32 Mz.		auf Anfrage																																																																				
38 Pf.	110		32		38 Pf.																																																																						
WKN	110		26		WKN																																																																						
	<p><b>1072 Manometer</b></p> <p>Preise in € je Einheit</p> <table border="1"> <thead> <tr> <th>DN</th> <th>A</th> <th>B</th> <th>C</th> <th>D</th> <th>E</th> <th>304</th> <th>316L</th> </tr> </thead> <tbody> <tr> <td>63</td> <td>84</td> <td>63</td> <td>R 1/4"</td> <td>14</td> <td></td> <td>91,60</td> <td></td> </tr> <tr> <td>100</td> <td>137</td> <td>100</td> <td>R 1/2"</td> <td>22</td> <td></td> <td>169,70</td> <td></td> </tr> </tbody> </table> <p><b>1072 g Manometer mit Glycerinfüllung</b></p> <table border="1"> <tbody> <tr> <td>63</td> <td></td> <td></td> <td></td> <td></td> <td></td> <td>195,40</td> <td></td> </tr> <tr> <td>100</td> <td></td> <td></td> <td></td> <td></td> <td></td> <td>274,80</td> <td></td> </tr> </tbody> </table> <p>Druckbereich bei Bestellung angeben!</p>	DN	A	B	C	D	E	304	316L	63	84	63	R 1/4"	14		91,60		100	137	100	R 1/2"	22		169,70		63						195,40		100						274,80			<p><b>1102 Spannhahn Ausführung Scheibenventil</b></p> <p>Preise in € je Einheit</p> <table border="1"> <thead> <tr> <th>DN</th> <th>A</th> <th>B</th> <th>C</th> <th>D</th> <th>E</th> <th>304</th> <th>316L</th> </tr> </thead> <tbody> <tr> <td>32 Mz.</td> <td></td> <td></td> <td></td> <td></td> <td>32 Mz.</td> <td></td> <td rowspan="3">auf Anfrage</td> </tr> <tr> <td>38 Pf.</td> <td></td> <td></td> <td></td> <td></td> <td>38 Pf.</td> <td></td> </tr> <tr> <td>WKN</td> <td></td> <td></td> <td></td> <td></td> <td>WKN</td> <td></td> </tr> </tbody> </table> <p>Andere Gewinde auf Anfrage!</p>	DN	A	B	C	D	E	304	316L	32 Mz.					32 Mz.		auf Anfrage	38 Pf.					38 Pf.		WKN					WKN			
DN	A	B	C	D	E	304	316L																																																																				
63	84	63	R 1/4"	14		91,60																																																																					
100	137	100	R 1/2"	22		169,70																																																																					
63						195,40																																																																					
100						274,80																																																																					
DN	A	B	C	D	E	304	316L																																																																				
32 Mz.					32 Mz.		auf Anfrage																																																																				
38 Pf.					38 Pf.																																																																						
WKN					WKN																																																																						

	<b>1104 Tankklappenanstichrohr Größe 37</b> Preise in € je Einheit									<b>1110 Auslaufbogen</b> Preise in € je Einheit																																																											
	<table border="1"> <thead> <tr> <th>DN</th> <th>A</th> <th>B</th> <th>C</th> <th>D</th> <th>E</th> <th>304</th> <th>316L</th> </tr> </thead> <tbody> <tr> <td>32 Mz.</td> <td>200</td> <td>Zk 37</td> <td></td> <td></td> <td>32 Mz.</td> <td></td> <td></td> </tr> <tr> <td>38 Pf.</td> <td>200</td> <td>Zk 37</td> <td></td> <td></td> <td>38 Pf.</td> <td></td> <td></td> </tr> <tr> <td>WKN</td> <td>200</td> <td>Tk 37</td> <td></td> <td></td> <td>WKN</td> <td></td> <td></td> </tr> </tbody> </table>	DN	A	B	C	D	E	304		316L	32 Mz.	200	Zk 37			32 Mz.			38 Pf.	200	Zk 37			38 Pf.			WKN	200	Tk 37			WKN			auf Anfrage		<table border="1"> <thead> <tr> <th>DN</th> <th>A</th> <th>B</th> <th>C</th> <th>D</th> <th>E</th> <th>304</th> <th>316L</th> </tr> </thead> <tbody> <tr> <td>32 Mz.</td> <td>300</td> <td>40x1.5</td> <td></td> <td></td> <td></td> <td></td> <td></td> </tr> <tr> <td>38 Pf.</td> <td>300</td> <td>40x1.5</td> <td></td> <td></td> <td></td> <td></td> <td></td> </tr> <tr> <td>WKN</td> <td>300</td> <td>40x1.5</td> <td></td> <td></td> <td></td> <td></td> <td></td> </tr> </tbody> </table>	DN	A	B	C	D	E	304	316L	32 Mz.	300	40x1.5						38 Pf.	300	40x1.5						WKN	300	40x1.5					
DN	A	B	C	D	E	304	316L																																																														
32 Mz.	200	Zk 37			32 Mz.																																																																
38 Pf.	200	Zk 37			38 Pf.																																																																
WKN	200	Tk 37			WKN																																																																
DN	A	B	C	D	E	304	316L																																																														
32 Mz.	300	40x1.5																																																																			
38 Pf.	300	40x1.5																																																																			
WKN	300	40x1.5																																																																			

Andere Gewinde auf Anfrage!

	<b>1106 Anstichkonus für Holzfaß</b> Preise in € je Einheit									<b>1112 Weiterleitungsbogen</b> Preise in € je Einheit																																																			
	<table border="1"> <thead> <tr> <th>DN</th> <th>A</th> <th>B</th> <th>C</th> <th>D</th> <th>E</th> <th>304</th> <th>316L</th> </tr> </thead> <tbody> <tr> <td>32 Mz.</td> <td>160</td> <td></td> <td></td> <td></td> <td>32 Mz.</td> <td></td> <td></td> </tr> <tr> <td>38 Pf.</td> <td>160</td> <td></td> <td></td> <td></td> <td>38 Pf.</td> <td></td> <td></td> </tr> <tr> <td>WKN</td> <td>160</td> <td></td> <td></td> <td></td> <td>WKN</td> <td></td> <td></td> </tr> </tbody> </table>	DN	A	B	C	D	E	304		316L	32 Mz.	160				32 Mz.			38 Pf.	160				38 Pf.			WKN	160				WKN			auf Anfrage		<table border="1"> <thead> <tr> <th>DN</th> <th>A</th> <th>B</th> <th>C</th> <th>D</th> <th>E</th> <th>304</th> <th>316L</th> </tr> </thead> <tbody> <tr> <td>32 Mz.</td> <td>75</td> <td>70</td> <td></td> <td></td> <td></td> <td></td> <td></td> </tr> <tr> <td>38 Pf.</td> <td>80</td> <td>75</td> <td></td> <td></td> <td></td> <td></td> <td></td> </tr> </tbody> </table>	DN	A	B	C	D	E	304	316L	32 Mz.	75	70						38 Pf.	80	75					
DN	A	B	C	D	E	304	316L																																																						
32 Mz.	160				32 Mz.																																																								
38 Pf.	160				38 Pf.																																																								
WKN	160				WKN																																																								
DN	A	B	C	D	E	304	316L																																																						
32 Mz.	75	70																																																											
38 Pf.	80	75																																																											

	<b>1108 Schlauchverschraubung</b> Preise in € je Einheit									<b>1120 Zapflochklappe</b> Preise in € je Einheit																																																																			
	<table border="1"> <thead> <tr> <th>DN</th> <th>A</th> <th>B</th> <th>C</th> <th>D</th> <th>E</th> <th>304</th> <th>316L</th> </tr> </thead> <tbody> <tr> <td>32 Mz.</td> <td>180</td> <td>19</td> <td></td> <td></td> <td></td> <td></td> <td></td> </tr> <tr> <td>32 Mz.</td> <td>180</td> <td>25</td> <td></td> <td></td> <td></td> <td></td> <td></td> </tr> <tr> <td>32 Mz.</td> <td>180</td> <td>32</td> <td></td> <td></td> <td></td> <td></td> <td></td> </tr> <tr> <td>38 Pf.</td> <td>200</td> <td>38</td> <td></td> <td></td> <td></td> <td></td> <td></td> </tr> <tr> <td>WKN</td> <td>180</td> <td>32</td> <td></td> <td></td> <td></td> <td></td> <td></td> </tr> </tbody> </table>	DN	A	B	C	D	E	304		316L	32 Mz.	180	19						32 Mz.	180	25						32 Mz.	180	32						38 Pf.	200	38						WKN	180	32						auf Anfrage		<table border="1"> <thead> <tr> <th>DN</th> <th>A</th> <th>B</th> <th>C</th> <th>D</th> <th>E</th> <th>304</th> <th>316L</th> </tr> </thead> <tbody> <tr> <td>37</td> <td>70</td> <td></td> <td></td> <td></td> <td></td> <td></td> <td></td> </tr> <tr> <td>37</td> <td>100</td> <td></td> <td></td> <td></td> <td></td> <td></td> <td></td> </tr> </tbody> </table>	DN	A	B	C	D	E	304	316L	37	70							37	100						
DN	A	B	C	D	E	304	316L																																																																						
32 Mz.	180	19																																																																											
32 Mz.	180	25																																																																											
32 Mz.	180	32																																																																											
38 Pf.	200	38																																																																											
WKN	180	32																																																																											
DN	A	B	C	D	E	304	316L																																																																						
37	70																																																																												
37	100																																																																												



**Edelstahl-Mannlochverschlüsse poliert** Größe 350 x 450 mm  
 Vakuum bis 0,3 bar  
 Eingesetzte Werk.-St.: 1.4571 / 1.4404 u.a.

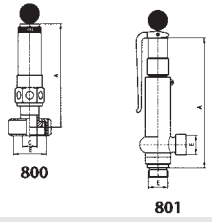
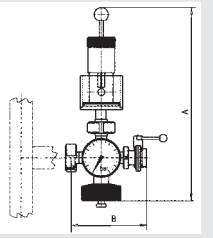
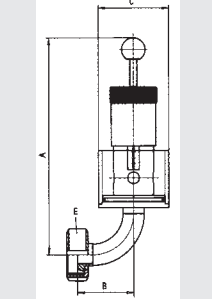
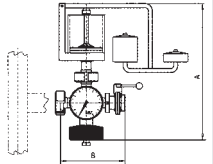
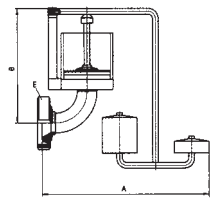
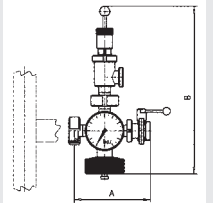
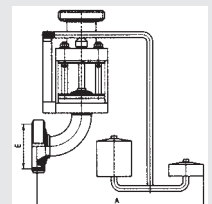
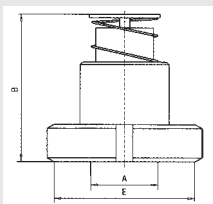
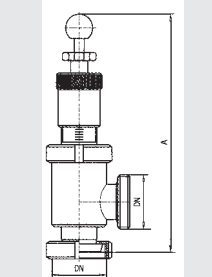
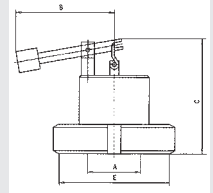
Artikel-Nr.	Teile	Bezeichnung	Gewicht in kg	Preis / € in W-St 14571
8000 116	1 - 6	Edelstahl-Mannlochverschluß, 3 mm, ohne Schwenkeinrichtung	11,0	
8000 216	1 - 6	Edelstahl-Mannlochverschluß, 4 mm, ohne Schwenkeinrichtung	11,7	
8000 319	1 - 9	Edelstahl-Mannlochverschluß, 3 mm, mit Schwenkeinrichtung (Lose)	12,2	
8000 419	1 - 9	Edelstahl-Mannlochverschluß, 4 mm, mit Schwenkeinrichtung (Lose)	12,9	

**Edelstahl-Druck-Mannlochverschlüsse** Größe 350 x 450 mm  
 Preise incl. TÜV-Bauteilprüfung  
 Vakuum bis 0,3 bar  
 Eingesetzte Werk.-St.: 1.4571 / 1.4404 u.a.

Artikel-Nr.	Teile	Bezeichnung	zul. Betriebsdruck / Temp.	Gewicht in kg	Preis / € in W-St 14571
8001116	1 - 6	Edelstahl-Mannlochverschluß, 4 mm, ohne Schwenkeinrichtung	6 bar / 50° 5 bar / 150°	11,7	
8001219	1 - 9	Edelstahl-Mannlochverschluß, 4 mm, mit Schwenkeinrichtung	4 bar / 250°	12,9	
800014		TÜV-Bauteilprüfung inkl. Prüfbuch/Papiere			

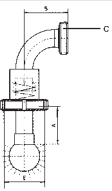
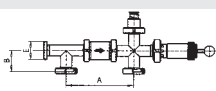
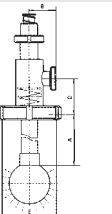
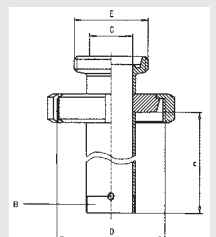
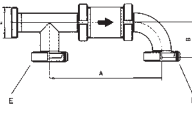
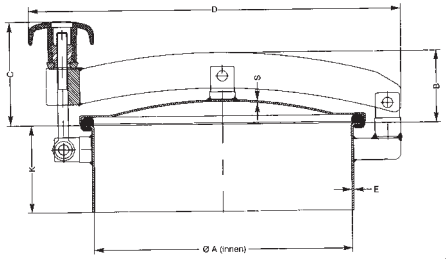
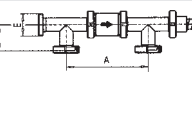
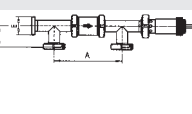
**Teile-Liste zum Mannlochverschluß**

Artikel-Nr.	Teile	Bezeichnung	Preis / €
8002 011	1	Edelstahl-Mannlochdeckel	3 mm stark, Werk-St. 1.4571
8002 012		mit Gewindebolzen M 22x170 mm lang	4 mm stark, Werk-St. 1.4571
8002 02K	2	Naturkautschuk-Dichtung, 90°C Lebensmittelqualität	dunkelrot
8002 02S		Silikonichtung, 180°C Lebensmittelqualität	hellrot
8002 02E		EPDM-Dichtung, 90°C Lebensmittelqualität	lila
8002 02P		Perbunan-Dichtung, 100°C Lebensmittelqualität	rot
8002 02V		Viton-Dichtung, 200°C	braun
8002 03		3	Edelstahl-Doppelknebel mit Rg-Büchse M 22
8002 041	4	Edelstahl-Tankverschlußbügel 350 x 450	
8002 042		Gummikappen für Tankverschlußbügel	
8002 05	5	MS-U-Scheibe 23	
8002 06	6	Edelstahl-Einschweißring 30x12, in Werk-St. 1.4571	
8002 07	7	Edelstahl-Schwenkeinrichtung komplett	
8002 101	10	Edelstahl-Einschweißkragen (Ring 30 x 12)	Oberfläche unbehandelt
8002 102		3 mm stark x 80 mm lang in Werk-St. 1.4571	vorgeschliffen Korn 60

	<p><b>800 Sicherheitsventil, TÜV geprüft</b></p> <p>Preise in € je Einheit</p> <table border="1"> <thead> <tr> <th>DN</th> <th>A</th> <th>B</th> <th>C</th> <th>D</th> <th>E</th> <th>304</th> <th>316L</th> </tr> </thead> <tbody> <tr> <td>25</td> <td>180</td> <td></td> <td>25</td> <td></td> <td>52x1/6"</td> <td></td> <td></td> </tr> <tr> <td>32</td> <td>180</td> <td></td> <td>25</td> <td></td> <td>58x1/6"</td> <td></td> <td></td> </tr> <tr> <td>40</td> <td>180</td> <td></td> <td>25</td> <td></td> <td>65x1/6"</td> <td></td> <td></td> </tr> </tbody> </table> <p><b>801 Sicherheitsventil</b></p> <table border="1"> <thead> <tr> <th>DN</th> <th>A</th> <th>B</th> <th>C</th> <th>D</th> <th>E</th> <th>304</th> <th>316L</th> </tr> </thead> <tbody> <tr> <td>25</td> <td>180</td> <td></td> <td></td> <td></td> <td>R 1"</td> <td></td> <td></td> </tr> </tbody> </table> <p style="text-align: right;"><i>auf Anfrage</i></p>	DN	A	B	C	D	E	304	316L	25	180		25		52x1/6"			32	180		25		58x1/6"			40	180		25		65x1/6"			DN	A	B	C	D	E	304	316L	25	180				R 1"				<p><b>877 System-Armatur f. Lagertank mit Vakuum- u. Sicherheitsventil</b></p> <p>Preise in € je Einheit</p> <table border="1"> <thead> <tr> <th>DN</th> <th>A</th> <th>B</th> <th>C</th> <th>D</th> <th>E</th> <th>304</th> <th>316L</th> </tr> </thead> <tbody> <tr> <td>25</td> <td>270</td> <td>210</td> <td></td> <td></td> <td></td> <td></td> <td></td> </tr> <tr> <td>32</td> <td>280</td> <td>224</td> <td></td> <td></td> <td></td> <td></td> <td></td> </tr> <tr> <td>40</td> <td>285</td> <td>238</td> <td></td> <td></td> <td></td> <td></td> <td></td> </tr> <tr> <td>50</td> <td>295</td> <td>268</td> <td></td> <td></td> <td></td> <td></td> <td></td> </tr> <tr> <td>65</td> <td>380</td> <td>342</td> <td></td> <td></td> <td></td> <td></td> <td></td> </tr> </tbody> </table> <p style="text-align: right;"><i>auf Anfrage</i></p> <p>mit Glas für Wasservorlage zur Einzelspundung, Manometer</p>	DN	A	B	C	D	E	304	316L	25	270	210						32	280	224						40	285	238						50	295	268						65	380	342																					
DN	A	B	C	D	E	304	316L																																																																																																												
25	180		25		52x1/6"																																																																																																														
32	180		25		58x1/6"																																																																																																														
40	180		25		65x1/6"																																																																																																														
DN	A	B	C	D	E	304	316L																																																																																																												
25	180				R 1"																																																																																																														
DN	A	B	C	D	E	304	316L																																																																																																												
25	270	210																																																																																																																	
32	280	224																																																																																																																	
40	285	238																																																																																																																	
50	295	268																																																																																																																	
65	380	342																																																																																																																	
	<p><b>873 Spundapparat federbelastet</b></p> <p>Preise in € je Einheit</p> <table border="1"> <thead> <tr> <th>DN</th> <th>A</th> <th>B</th> <th>C</th> <th>D</th> <th>E</th> <th>304</th> <th>316L</th> </tr> </thead> <tbody> <tr> <td>15</td> <td>50</td> <td>230</td> <td>80</td> <td></td> <td>34x1/8"</td> <td></td> <td></td> </tr> <tr> <td>25</td> <td>65</td> <td>250</td> <td>90</td> <td></td> <td>52x1/6"</td> <td></td> <td></td> </tr> </tbody> </table> <p>Einstellbereich von 0,1 bis 0,9 bar</p> <p style="text-align: right;"><i>auf Anfrage</i></p>	DN	A	B	C	D	E	304	316L	15	50	230	80		34x1/8"			25	65	250	90		52x1/6"				<p><b>878 System-Armatur f. Lagertank mit Vakuumventil</b></p> <p>Preise in € je Einheit</p> <table border="1"> <thead> <tr> <th>DN</th> <th>A</th> <th>B</th> <th>C</th> <th>D</th> <th>E</th> <th>304</th> <th>316L</th> </tr> </thead> <tbody> <tr> <td>25</td> <td>264</td> <td>210</td> <td></td> <td></td> <td></td> <td></td> <td></td> </tr> <tr> <td>32</td> <td>272</td> <td>224</td> <td></td> <td></td> <td></td> <td></td> <td></td> </tr> <tr> <td>40</td> <td>280</td> <td>238</td> <td></td> <td></td> <td></td> <td></td> <td></td> </tr> <tr> <td>50</td> <td>290</td> <td>268</td> <td></td> <td></td> <td></td> <td></td> <td></td> </tr> <tr> <td>65</td> <td>372</td> <td>342</td> <td></td> <td></td> <td></td> <td></td> <td></td> </tr> </tbody> </table> <p style="text-align: right;"><i>auf Anfrage</i></p>	DN	A	B	C	D	E	304	316L	25	264	210						32	272	224						40	280	238						50	290	268						65	372	342																																													
DN	A	B	C	D	E	304	316L																																																																																																												
15	50	230	80		34x1/8"																																																																																																														
25	65	250	90		52x1/6"																																																																																																														
DN	A	B	C	D	E	304	316L																																																																																																												
25	264	210																																																																																																																	
32	272	224																																																																																																																	
40	280	238																																																																																																																	
50	290	268																																																																																																																	
65	372	342																																																																																																																	
	<p><b>874 Spundapparat gewichtsbelastet 0,1 bis 0,9 bar</b></p> <p>Preise in € je Einheit</p> <table border="1"> <thead> <tr> <th>DN</th> <th>A</th> <th>B</th> <th>C</th> <th>D</th> <th>E</th> <th>304</th> <th>316L</th> </tr> </thead> <tbody> <tr> <td>25</td> <td>265</td> <td>180</td> <td></td> <td></td> <td>52x1/6"</td> <td></td> <td></td> </tr> <tr> <td>32</td> <td>270</td> <td>190</td> <td></td> <td></td> <td>58x1/6"</td> <td></td> <td></td> </tr> <tr> <td>40</td> <td>350</td> <td>240</td> <td></td> <td></td> <td>65x1/6"</td> <td></td> <td></td> </tr> <tr> <td>50</td> <td>415</td> <td>245</td> <td></td> <td></td> <td>78x1/6"</td> <td></td> <td></td> </tr> </tbody> </table> <p>Einstellbereich von 0,1 bis 0,9 bar</p> <p style="text-align: right;"><i>auf Anfrage</i></p>	DN	A	B	C	D	E	304	316L	25	265	180			52x1/6"			32	270	190			58x1/6"			40	350	240			65x1/6"			50	415	245			78x1/6"				<p><b>879 System-Armatur f. Gär- und Drucktank mit Vakuumventil</b></p> <p>Preise in € je Einheit</p> <table border="1"> <thead> <tr> <th>DN</th> <th>A</th> <th>B</th> <th>C</th> <th>D</th> <th>E</th> <th>304</th> <th>316L</th> </tr> </thead> <tbody> <tr> <td>25</td> <td>290</td> <td>210</td> <td></td> <td></td> <td></td> <td></td> <td></td> </tr> <tr> <td>32</td> <td>305</td> <td>224</td> <td></td> <td></td> <td></td> <td></td> <td></td> </tr> <tr> <td>40</td> <td>312</td> <td>238</td> <td></td> <td></td> <td></td> <td></td> <td></td> </tr> <tr> <td>50</td> <td>325</td> <td>268</td> <td></td> <td></td> <td></td> <td></td> <td></td> </tr> <tr> <td>65</td> <td>400</td> <td>342</td> <td></td> <td></td> <td></td> <td></td> <td></td> </tr> </tbody> </table> <p style="text-align: right;"><i>auf Anfrage</i></p>	DN	A	B	C	D	E	304	316L	25	290	210						32	305	224						40	312	238						50	325	268						65	400	342																													
DN	A	B	C	D	E	304	316L																																																																																																												
25	265	180			52x1/6"																																																																																																														
32	270	190			58x1/6"																																																																																																														
40	350	240			65x1/6"																																																																																																														
50	415	245			78x1/6"																																																																																																														
DN	A	B	C	D	E	304	316L																																																																																																												
25	290	210																																																																																																																	
32	305	224																																																																																																																	
40	312	238																																																																																																																	
50	325	268																																																																																																																	
65	400	342																																																																																																																	
	<p><b>875 Spundapparat mit CO<sub>2</sub>-Abführst., gewichtsbelastet</b></p> <p>Preise in € je Einheit</p> <table border="1"> <thead> <tr> <th>DN</th> <th>A</th> <th>B</th> <th>C</th> <th>D</th> <th>E</th> <th>304</th> <th>316L</th> </tr> </thead> <tbody> <tr> <td>25</td> <td>265</td> <td></td> <td></td> <td></td> <td>52x1/4"</td> <td></td> <td></td> </tr> <tr> <td>32</td> <td>270</td> <td></td> <td></td> <td></td> <td>58x1/6"</td> <td></td> <td></td> </tr> <tr> <td>40</td> <td>350</td> <td></td> <td></td> <td></td> <td>65x1/6"</td> <td></td> <td></td> </tr> <tr> <td>50</td> <td>415</td> <td></td> <td></td> <td></td> <td>78x1/6"</td> <td></td> <td></td> </tr> <tr> <td>65</td> <td>450</td> <td></td> <td></td> <td></td> <td>95x1/6"</td> <td></td> <td></td> </tr> </tbody> </table> <p>Ab DN 65 mit Dämpfung Einstellbereich von 0,1 bis 0,9 bar</p> <p style="text-align: right;"><i>auf Anfrage</i></p>	DN	A	B	C	D	E	304	316L	25	265				52x1/4"			32	270				58x1/6"			40	350				65x1/6"			50	415				78x1/6"			65	450				95x1/6"				<p><b>804 Vakuumventil federbelastet</b></p> <p>Preise in € je Einheit</p> <table border="1"> <thead> <tr> <th>DN</th> <th>A</th> <th>B</th> <th>C</th> <th>D</th> <th>E</th> <th>304</th> <th>316L</th> </tr> </thead> <tbody> <tr> <td>25</td> <td>26</td> <td>65</td> <td></td> <td></td> <td>52x1/6"</td> <td>357,90</td> <td></td> </tr> <tr> <td>32</td> <td>30</td> <td>65</td> <td></td> <td></td> <td>58x1/6"</td> <td>373,40</td> <td></td> </tr> <tr> <td>40</td> <td>38</td> <td>65</td> <td></td> <td></td> <td>65x1/6"</td> <td>376,10</td> <td></td> </tr> <tr> <td>50</td> <td>50</td> <td>70</td> <td></td> <td></td> <td>78x1/6"</td> <td>460,70</td> <td></td> </tr> <tr> <td>65</td> <td>66</td> <td>85</td> <td></td> <td></td> <td>95x1/6"</td> <td>661,90</td> <td></td> </tr> <tr> <td>80</td> <td>81</td> <td>110</td> <td></td> <td></td> <td>110x1/4"</td> <td>902,80</td> <td></td> </tr> <tr> <td>100</td> <td>100</td> <td>230</td> <td></td> <td></td> <td>130x1/4"</td> <td>1219,00</td> <td></td> </tr> </tbody> </table>	DN	A	B	C	D	E	304	316L	25	26	65			52x1/6"	357,90		32	30	65			58x1/6"	373,40		40	38	65			65x1/6"	376,10		50	50	70			78x1/6"	460,70		65	66	85			95x1/6"	661,90		80	81	110			110x1/4"	902,80		100	100	230			130x1/4"	1219,00	
DN	A	B	C	D	E	304	316L																																																																																																												
25	265				52x1/4"																																																																																																														
32	270				58x1/6"																																																																																																														
40	350				65x1/6"																																																																																																														
50	415				78x1/6"																																																																																																														
65	450				95x1/6"																																																																																																														
DN	A	B	C	D	E	304	316L																																																																																																												
25	26	65			52x1/6"	357,90																																																																																																													
32	30	65			58x1/6"	373,40																																																																																																													
40	38	65			65x1/6"	376,10																																																																																																													
50	50	70			78x1/6"	460,70																																																																																																													
65	66	85			95x1/6"	661,90																																																																																																													
80	81	110			110x1/4"	902,80																																																																																																													
100	100	230			130x1/4"	1219,00																																																																																																													
	<p><b>803 Sicherheitsventil K/M-G federbelastet</b></p> <p>Preise in € je Einheit</p> <table border="1"> <thead> <tr> <th>DN</th> <th>A</th> <th>B</th> <th>C</th> <th>D</th> <th>E</th> <th>304</th> <th>316L</th> </tr> </thead> <tbody> <tr> <td>25</td> <td>280</td> <td></td> <td></td> <td></td> <td>10 bar</td> <td></td> <td></td> </tr> <tr> <td>40</td> <td>310</td> <td></td> <td></td> <td></td> <td>10 bar</td> <td></td> <td></td> </tr> <tr> <td>50</td> <td>330</td> <td></td> <td></td> <td></td> <td>6 bar</td> <td></td> <td></td> </tr> </tbody> </table> <p>Auch als Druckregelventil mit Skalierung!</p> <p style="text-align: right;"><i>auf Anfrage</i></p>	DN	A	B	C	D	E	304	316L	25	280				10 bar			40	310				10 bar			50	330				6 bar				<p><b>849 Vakuumventil gewichtsbelastet</b></p> <p>Preise in € je Einheit</p> <table border="1"> <thead> <tr> <th>DN</th> <th>A</th> <th>B</th> <th>C</th> <th>D</th> <th>E</th> <th>304</th> <th>316L</th> </tr> </thead> <tbody> <tr> <td>25</td> <td>26</td> <td>75</td> <td></td> <td></td> <td>52x1/6"</td> <td>433,00</td> <td></td> </tr> <tr> <td>32</td> <td>30</td> <td>75</td> <td></td> <td></td> <td>58x1/6"</td> <td>456,60</td> <td></td> </tr> <tr> <td>40</td> <td>38</td> <td>80</td> <td></td> <td></td> <td>65x1/6"</td> <td>482,80</td> <td></td> </tr> <tr> <td>50</td> <td>50</td> <td>90</td> <td></td> <td></td> <td>78x1/6"</td> <td>555,70</td> <td></td> </tr> <tr> <td>65</td> <td>66</td> <td>110</td> <td></td> <td></td> <td>95x1/6"</td> <td>733,60</td> <td></td> </tr> <tr> <td>80</td> <td>81</td> <td>120</td> <td></td> <td></td> <td>110x1/4"</td> <td>971,80</td> <td></td> </tr> <tr> <td>100</td> <td>100</td> <td>140</td> <td></td> <td></td> <td>130x1/4"</td> <td>1344,40</td> <td></td> </tr> </tbody> </table>	DN	A	B	C	D	E	304	316L	25	26	75			52x1/6"	433,00		32	30	75			58x1/6"	456,60		40	38	80			65x1/6"	482,80		50	50	90			78x1/6"	555,70		65	66	110			95x1/6"	733,60		80	81	120			110x1/4"	971,80		100	100	140			130x1/4"	1344,40																	
DN	A	B	C	D	E	304	316L																																																																																																												
25	280				10 bar																																																																																																														
40	310				10 bar																																																																																																														
50	330				6 bar																																																																																																														
DN	A	B	C	D	E	304	316L																																																																																																												
25	26	75			52x1/6"	433,00																																																																																																													
32	30	75			58x1/6"	456,60																																																																																																													
40	38	80			65x1/6"	482,80																																																																																																													
50	50	90			78x1/6"	555,70																																																																																																													
65	66	110			95x1/6"	733,60																																																																																																													
80	81	120			110x1/4"	971,80																																																																																																													
100	100	140			130x1/4"	1344,40																																																																																																													





 <p>TRK-1-Lochdurchführung</p>	<p><b>1043 Tankreinigungskombination</b> kpl. mit Sprühkopf</p> <p>Preise in € je Einheit</p> <table border="1"> <thead> <tr> <th>DN</th> <th>A</th> <th>B</th> <th>C</th> <th>D</th> <th>E</th> <th>304</th> <th>316L</th> </tr> </thead> <tbody> <tr> <td>25</td> <td>800</td> <td>72</td> <td>52x1/6"</td> <td></td> <td>95x1/6"</td> <td></td> <td></td> </tr> <tr> <td>40</td> <td>800</td> <td>82</td> <td>65x1/6"</td> <td></td> <td>95x1/6"</td> <td></td> <td></td> </tr> <tr> <td>50</td> <td>1000</td> <td>93</td> <td>78x1/6"</td> <td></td> <td>130x1/4"</td> <td></td> <td></td> </tr> </tbody> </table> <p>auf Anfrage</p>	DN	A	B	C	D	E	304	316L	25	800	72	52x1/6"		95x1/6"			40	800	82	65x1/6"		95x1/6"			50	1000	93	78x1/6"		130x1/4"			 <p>TRK-2-Lochdurchführung</p>	<p><b>1048 Tankreinigungskombination</b> mit Sicherheitsventil und Vakuumsicherung, ohne Sprühkopf</p> <p>Preise in € je Einheit</p> <table border="1"> <thead> <tr> <th>DN</th> <th>A</th> <th>B</th> <th>C</th> <th>D</th> <th>E</th> <th>304</th> <th>316L</th> </tr> </thead> <tbody> <tr> <td>25</td> <td>186</td> <td>65</td> <td></td> <td></td> <td>52x1/6"</td> <td></td> <td></td> </tr> <tr> <td>40</td> <td>240</td> <td>75</td> <td></td> <td></td> <td>65x1/6"</td> <td></td> <td></td> </tr> <tr> <td>50</td> <td>280</td> <td>86</td> <td></td> <td></td> <td>78x1/6"</td> <td></td> <td></td> </tr> <tr> <td>65</td> <td>330</td> <td>97</td> <td></td> <td></td> <td>95x1/6"</td> <td></td> <td></td> </tr> </tbody> </table> <p>auf Anfrage</p>	DN	A	B	C	D	E	304	316L	25	186	65			52x1/6"			40	240	75			65x1/6"			50	280	86			78x1/6"			65	330	97			95x1/6"																		
DN	A	B	C	D	E	304	316L																																																																																				
25	800	72	52x1/6"		95x1/6"																																																																																						
40	800	82	65x1/6"		95x1/6"																																																																																						
50	1000	93	78x1/6"		130x1/4"																																																																																						
DN	A	B	C	D	E	304	316L																																																																																				
25	186	65			52x1/6"																																																																																						
40	240	75			65x1/6"																																																																																						
50	280	86			78x1/6"																																																																																						
65	330	97			95x1/6"																																																																																						
 <p>TRK-1-Lochdurchführung</p>	<p><b>1046 Tankreinigungskombination</b> mit Vakuumsicherung und Sprühkopf</p> <p>Preise in € je Einheit</p> <table border="1"> <thead> <tr> <th>DN</th> <th>A</th> <th>B</th> <th>C</th> <th>D</th> <th>E</th> <th>304</th> <th>316L</th> </tr> </thead> <tbody> <tr> <td>25</td> <td>800</td> <td>72</td> <td></td> <td>120</td> <td>95x1/6"</td> <td></td> <td></td> </tr> <tr> <td>40</td> <td>800</td> <td>82</td> <td></td> <td>120</td> <td>95x1/6"</td> <td></td> <td></td> </tr> <tr> <td>50</td> <td>1000</td> <td>93</td> <td></td> <td>150</td> <td>130x1/4"</td> <td></td> <td></td> </tr> </tbody> </table> <p>auf Anfrage</p>	DN	A	B	C	D	E	304	316L	25	800	72		120	95x1/6"			40	800	82		120	95x1/6"			50	1000	93		150	130x1/4"				<p><b>1049 Einbaurohr für TRK</b> 2-Lochdurchführung ohne Sprühkopf</p> <p>Preise in € je Einheit</p> <table border="1"> <thead> <tr> <th>DN</th> <th>A</th> <th>B</th> <th>C</th> <th>D</th> <th>E</th> <th>304</th> <th>316L</th> </tr> </thead> <tbody> <tr> <td>25</td> <td>800</td> <td rowspan="5">bei Bestellung</td> <td></td> <td>95x1/6"</td> <td>52x1/6"</td> <td></td> <td></td> </tr> <tr> <td>40</td> <td>800</td> <td></td> <td>95x1/6"</td> <td>65x1/6"</td> <td></td> <td></td> </tr> <tr> <td>40</td> <td>800</td> <td></td> <td>130x1/4"</td> <td>65x1/6"</td> <td></td> <td></td> </tr> <tr> <td>50</td> <td>1000</td> <td></td> <td>130x1/4"</td> <td>78x1/6"</td> <td></td> <td></td> </tr> </tbody> </table> <p>auf Anfrage</p>	DN	A	B	C	D	E	304	316L	25	800	bei Bestellung		95x1/6"	52x1/6"			40	800		95x1/6"	65x1/6"			40	800		130x1/4"	65x1/6"			50	1000		130x1/4"	78x1/6"																					
DN	A	B	C	D	E	304	316L																																																																																				
25	800	72		120	95x1/6"																																																																																						
40	800	82		120	95x1/6"																																																																																						
50	1000	93		150	130x1/4"																																																																																						
DN	A	B	C	D	E	304	316L																																																																																				
25	800	bei Bestellung		95x1/6"	52x1/6"																																																																																						
40	800			95x1/6"	65x1/6"																																																																																						
40	800			130x1/4"	65x1/6"																																																																																						
50	1000			130x1/4"	78x1/6"																																																																																						
 <p>TRK-2-Lochdurchführung</p>	<p><b>1047 Tankreinigungskombination</b> ohne Sprühkopf</p> <p>Preise in € je Einheit</p> <table border="1"> <thead> <tr> <th>DN</th> <th>A</th> <th>B</th> <th>C</th> <th>D</th> <th>E</th> <th>304</th> <th>316L</th> </tr> </thead> <tbody> <tr> <td>25</td> <td>186</td> <td>65</td> <td></td> <td></td> <td>52x1/6"</td> <td></td> <td></td> </tr> <tr> <td>40</td> <td>240</td> <td>75</td> <td></td> <td></td> <td>65x1/6"</td> <td></td> <td></td> </tr> <tr> <td>50</td> <td>280</td> <td>86</td> <td></td> <td></td> <td>78x1/6"</td> <td></td> <td></td> </tr> <tr> <td>65</td> <td>330</td> <td>97</td> <td></td> <td></td> <td>95x1/6"</td> <td></td> <td></td> </tr> </tbody> </table> <p>auf Anfrage</p>		DN	A	B	C	D	E	304	316L	25	186	65			52x1/6"			40	240	75			65x1/6"			50	280	86			78x1/6"			65	330	97			95x1/6"			 <p><b>Sonderausführung</b></p> <ul style="list-style-type: none"> <li>- Kragenlänge bis 750 mm lieferbar</li> <li>- seitlich schwenkbarer Deckel</li> <li>- verschiedene Dichtungsqualitäten</li> <li>- Stutzen im Deckel einsetzbar</li> <li>- verschiedene Oberflächenqualitäten</li> <li>- Sicherheitsroste</li> <li>- Endschalter</li> <li>- Sonderwerkstoffe</li> </ul> <p>seitlich schwenkbar ohne Mehrpreis</p>																																																
DN	A	B	C	D	E	304	316L																																																																																				
25	186	65			52x1/6"																																																																																						
40	240	75			65x1/6"																																																																																						
50	280	86			78x1/6"																																																																																						
65	330	97			95x1/6"																																																																																						
 <p>TRK-2-Lochdurchführung</p>	<p><b>1044 Tankreinigungskombination</b> mit Vakuumsicherung ohne Sprühkopf</p> <p>Preise in € je Einheit</p> <table border="1"> <thead> <tr> <th>DN</th> <th>A</th> <th>B</th> <th>C</th> <th>D</th> <th>E</th> <th>304</th> <th>316L</th> </tr> </thead> <tbody> <tr> <td>25</td> <td>186</td> <td>65</td> <td></td> <td></td> <td>52x1/6"</td> <td></td> <td></td> </tr> <tr> <td>40</td> <td>240</td> <td>75</td> <td></td> <td></td> <td>65x1/6"</td> <td></td> <td></td> </tr> <tr> <td>50</td> <td>280</td> <td>86</td> <td></td> <td></td> <td>78x1/6"</td> <td></td> <td></td> </tr> <tr> <td>65</td> <td>330</td> <td>97</td> <td></td> <td></td> <td>95x1/6"</td> <td></td> <td></td> </tr> </tbody> </table> <p>auf Anfrage</p>	DN	A	B	C	D	E	304	316L	25	186	65			52x1/6"			40	240	75			65x1/6"			50	280	86			78x1/6"			65	330	97			95x1/6"			<p><b>Domdeckel drucklos, poliert</b></p> <p>Aus rostfreiem Edelstahl, Werkstoff Nr. 1.4571 elektroliert, Sterngriff aus glasfaserverstärktem Thermoplast, mit MS-Gewindeinsatz und vernickelter Rändelscheibe.</p> <table border="1"> <thead> <tr> <th>DN</th> <th>A</th> <th>B</th> <th>C</th> <th>D</th> <th>E</th> <th>S</th> </tr> </thead> <tbody> <tr> <td>200</td> <td>200</td> <td>70</td> <td>110</td> <td>340</td> <td>2,0</td> <td>2,5</td> </tr> <tr> <td>300</td> <td>297</td> <td>90</td> <td>115</td> <td>430</td> <td>2,5</td> <td>2,0</td> </tr> <tr> <td>400</td> <td>416</td> <td>115</td> <td>125</td> <td>550</td> <td>2,5</td> <td>3,0</td> </tr> <tr> <td>430</td> <td>446</td> <td>115</td> <td>125</td> <td>550</td> <td>2,5</td> <td>3,0</td> </tr> <tr> <td>500</td> <td>504</td> <td>130</td> <td>135</td> <td>650</td> <td>2,5</td> <td>2,0</td> </tr> <tr> <td>600</td> <td>600</td> <td>145</td> <td>150</td> <td>750</td> <td>2,5</td> <td>2,5</td> </tr> </tbody> </table> <p>* <b>Druck-Domdeckel</b>, technische Unterlagen und Preise auf Anfrage * <b>Druck-Konusverschluß 8300</b> sowie sonstiges Zubehör</p>	DN	A	B	C	D	E	S	200	200	70	110	340	2,0	2,5	300	297	90	115	430	2,5	2,0	400	416	115	125	550	2,5	3,0	430	446	115	125	550	2,5	3,0	500	504	130	135	650	2,5	2,0	600	600	145	150	750	2,5	2,5
DN	A	B	C	D	E	304	316L																																																																																				
25	186	65			52x1/6"																																																																																						
40	240	75			65x1/6"																																																																																						
50	280	86			78x1/6"																																																																																						
65	330	97			95x1/6"																																																																																						
DN	A	B	C	D	E	S																																																																																					
200	200	70	110	340	2,0	2,5																																																																																					
300	297	90	115	430	2,5	2,0																																																																																					
400	416	115	125	550	2,5	3,0																																																																																					
430	446	115	125	550	2,5	3,0																																																																																					
500	504	130	135	650	2,5	2,0																																																																																					
600	600	145	150	750	2,5	2,5																																																																																					
 <p>TRK-2-Lochdurchführung</p>	<p><b>1045 Tankreinigungskombination</b> mit Sicherheitsventil ohne Sprühkopf</p> <p>Preise in € je Einheit</p> <table border="1"> <thead> <tr> <th>DN</th> <th>A</th> <th>B</th> <th>C</th> <th>D</th> <th>E</th> <th>V2A</th> <th>V4A</th> </tr> </thead> <tbody> <tr> <td>25</td> <td>186</td> <td>65</td> <td></td> <td></td> <td>52x1/6"</td> <td></td> <td></td> </tr> <tr> <td>40</td> <td>240</td> <td>75</td> <td></td> <td></td> <td>65x1/6"</td> <td></td> <td></td> </tr> <tr> <td>50</td> <td>280</td> <td>86</td> <td></td> <td></td> <td>78x1/6"</td> <td></td> <td></td> </tr> <tr> <td>65</td> <td>330</td> <td>97</td> <td></td> <td></td> <td>95x1/6"</td> <td></td> <td></td> </tr> </tbody> </table> <p>auf Anfrage</p>	DN	A	B	C	D	E	V2A	V4A	25	186	65			52x1/6"			40	240	75			65x1/6"			50	280	86			78x1/6"			65	330	97			95x1/6"			<table border="1"> <thead> <tr> <th colspan="8">Preise in € je Einheit</th> </tr> <tr> <th>DN</th> <th>A</th> <th>B</th> <th>C</th> <th>D</th> <th>E</th> <th>304</th> <th>316L</th> </tr> </thead> <tbody> <tr> <td> </td> <td> </td> <td> </td> <td> </td> <td> </td> <td> </td> <td> </td> <td> </td> </tr> </tbody> </table>	Preise in € je Einheit								DN	A	B	C	D	E	304	316L																																	
DN	A	B	C	D	E	V2A	V4A																																																																																				
25	186	65			52x1/6"																																																																																						
40	240	75			65x1/6"																																																																																						
50	280	86			78x1/6"																																																																																						
65	330	97			95x1/6"																																																																																						
Preise in € je Einheit																																																																																											
DN	A	B	C	D	E	304	316L																																																																																				



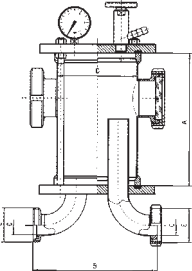
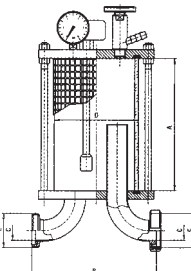
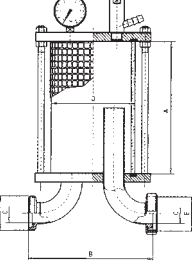
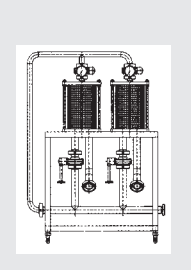
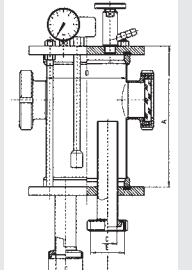
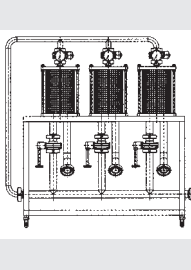
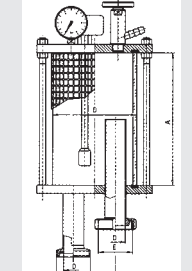
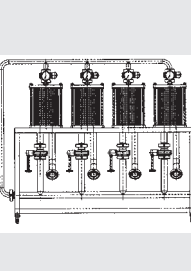
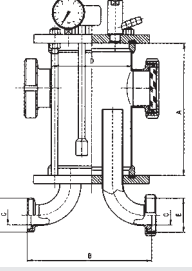
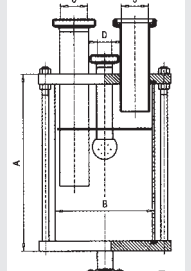
	<b>779 Schaulaterne S-S</b>	€-Preise gelten ohne Schutzkorb		<b>783 Glaszylinder für Schaulaternen</b>	Preise in € je Einheit																																																																																																																																																																																																												
	<table border="1"> <thead> <tr> <th>DN</th> <th>A</th> <th>B</th> <th>C</th> <th>D</th> <th>E</th> <th>304</th> <th>316L</th> </tr> </thead> <tbody> <tr><td>10</td><td>88</td><td></td><td>10</td><td>45</td><td></td><td>111,00</td><td>159,60</td></tr> <tr><td>15</td><td>88</td><td></td><td>16</td><td>55</td><td></td><td>113,90</td><td>172,70</td></tr> <tr><td>20</td><td>88</td><td></td><td>20</td><td>59</td><td></td><td>122,70</td><td>183,30</td></tr> <tr><td>25</td><td>98</td><td></td><td>26</td><td>78</td><td></td><td>85,80</td><td>129,90</td></tr> <tr><td>32</td><td>104</td><td></td><td>32</td><td>81</td><td></td><td>89,10</td><td>132,60</td></tr> <tr><td>40</td><td>112</td><td></td><td>38</td><td>87</td><td></td><td>94,00</td><td>139,60</td></tr> <tr><td>50</td><td>112</td><td></td><td>50</td><td>99</td><td></td><td>104,30</td><td>155,90</td></tr> <tr><td>65</td><td>127</td><td></td><td>66</td><td>118</td><td></td><td>137,90</td><td>208,70</td></tr> <tr><td>80</td><td>135</td><td></td><td>81</td><td>129</td><td></td><td>192,80</td><td>288,50</td></tr> <tr><td>100</td><td>169</td><td></td><td>100</td><td>150</td><td></td><td>248,90</td><td>368,50</td></tr> <tr><td>125</td><td>202</td><td></td><td>125</td><td>180</td><td></td><td>706,70</td><td>1034,30</td></tr> <tr><td>150</td><td>216</td><td></td><td>150</td><td>180</td><td></td><td>1395,60</td><td>1804,40</td></tr> </tbody> </table>	DN		A	B	C	D	E	304	316L	10	88		10	45		111,00	159,60	15	88		16	55		113,90	172,70	20	88		20	59		122,70	183,30	25	98		26	78		85,80	129,90	32	104		32	81		89,10	132,60	40	112		38	87		94,00	139,60	50	112		50	99		104,30	155,90	65	127		66	118		137,90	208,70	80	135		81	129		192,80	288,50	100	169		100	150		248,90	368,50	125	202		125	180		706,70	1034,30	150	216		150	180		1395,60	1804,40	<table border="1"> <thead> <tr> <th>DN</th> <th>A</th> <th>B</th> <th>C</th> <th>D</th> <th>E</th> <th>304</th> <th>316L</th> </tr> </thead> <tbody> <tr><td>10</td><td>60</td><td>2,5</td><td></td><td>15</td><td>10 bar</td><td>10,60</td><td></td></tr> <tr><td>15</td><td>60</td><td>2,5</td><td></td><td>22</td><td>10 bar</td><td>10,60</td><td></td></tr> <tr><td>20</td><td>60</td><td>3</td><td></td><td>26</td><td>10 bar</td><td>10,60</td><td></td></tr> <tr><td>25</td><td>70</td><td>3</td><td></td><td>32</td><td>10 bar</td><td>14,60</td><td></td></tr> <tr><td>32</td><td>70</td><td>3</td><td></td><td>40</td><td>10 bar</td><td>14,60</td><td></td></tr> <tr><td>40</td><td>70</td><td>5</td><td></td><td>50</td><td>10 bar</td><td>14,60</td><td></td></tr> <tr><td>50</td><td>70</td><td>5</td><td></td><td>60</td><td>10 bar</td><td>23,80</td><td></td></tr> <tr><td>65</td><td>85</td><td>5</td><td></td><td>75</td><td>10 bar</td><td>33,00</td><td></td></tr> <tr><td>80</td><td>85</td><td>5</td><td></td><td>90</td><td>8 bar</td><td>40,20</td><td></td></tr> <tr><td>100</td><td>115</td><td>5</td><td></td><td>110</td><td>8 bar</td><td>64,70</td><td></td></tr> <tr><td>125</td><td>160</td><td>7</td><td></td><td>140</td><td>7 bar</td><td>118,60</td><td></td></tr> <tr><td>150</td><td>170</td><td>7</td><td></td><td>170</td><td>7 bar</td><td>205,60</td><td></td></tr> </tbody> </table>	DN	A	B	C	D	E	304	316L	10	60	2,5		15	10 bar	10,60		15	60	2,5		22	10 bar	10,60		20	60	3		26	10 bar	10,60		25	70	3		32	10 bar	14,60		32	70	3		40	10 bar	14,60		40	70	5		50	10 bar	14,60		50	70	5		60	10 bar	23,80		65	85	5		75	10 bar	33,00		80	85	5		90	8 bar	40,20		100	115	5		110	8 bar	64,70		125	160	7		140	7 bar	118,60		150	170	7		170	7 bar
DN	A	B	C	D	E	304	316L																																																																																																																																																																																																										
10	88		10	45		111,00	159,60																																																																																																																																																																																																										
15	88		16	55		113,90	172,70																																																																																																																																																																																																										
20	88		20	59		122,70	183,30																																																																																																																																																																																																										
25	98		26	78		85,80	129,90																																																																																																																																																																																																										
32	104		32	81		89,10	132,60																																																																																																																																																																																																										
40	112		38	87		94,00	139,60																																																																																																																																																																																																										
50	112		50	99		104,30	155,90																																																																																																																																																																																																										
65	127		66	118		137,90	208,70																																																																																																																																																																																																										
80	135		81	129		192,80	288,50																																																																																																																																																																																																										
100	169		100	150		248,90	368,50																																																																																																																																																																																																										
125	202		125	180		706,70	1034,30																																																																																																																																																																																																										
150	216		150	180		1395,60	1804,40																																																																																																																																																																																																										
DN	A	B	C	D	E	304	316L																																																																																																																																																																																																										
10	60	2,5		15	10 bar	10,60																																																																																																																																																																																																											
15	60	2,5		22	10 bar	10,60																																																																																																																																																																																																											
20	60	3		26	10 bar	10,60																																																																																																																																																																																																											
25	70	3		32	10 bar	14,60																																																																																																																																																																																																											
32	70	3		40	10 bar	14,60																																																																																																																																																																																																											
40	70	5		50	10 bar	14,60																																																																																																																																																																																																											
50	70	5		60	10 bar	23,80																																																																																																																																																																																																											
65	85	5		75	10 bar	33,00																																																																																																																																																																																																											
80	85	5		90	8 bar	40,20																																																																																																																																																																																																											
100	115	5		110	8 bar	64,70																																																																																																																																																																																																											
125	160	7		140	7 bar	118,60																																																																																																																																																																																																											
150	170	7		170	7 bar	205,60																																																																																																																																																																																																											
	<b>780 Schaulaterne G-G</b>	€-Preise gelten ohne Schutzkorb		<b>784 Dichtung für Schaulaternen</b>	Preise in € je Einheit																																																																																																																																																																																																												
	<table border="1"> <thead> <tr> <th>DN</th> <th>A</th> <th>B</th> <th>C</th> <th>D</th> <th>E</th> <th>304</th> <th>316L</th> </tr> </thead> <tbody> <tr><td>10</td><td>130</td><td></td><td>10</td><td></td><td>Rd 28x1/8"</td><td>146,90</td><td>196,40</td></tr> <tr><td>15</td><td>130</td><td></td><td>16</td><td></td><td>Rd 34x1/8"</td><td>154,60</td><td>213,30</td></tr> <tr><td>20</td><td>136</td><td></td><td>20</td><td></td><td>Rd 44x1/6"</td><td>178,40</td><td>242,10</td></tr> <tr><td>25</td><td>156</td><td></td><td>26</td><td></td><td>Rd 52x1/6"</td><td>127,80</td><td>183,30</td></tr> <tr><td>32</td><td>168</td><td></td><td>32</td><td></td><td>Rd 58x1/6"</td><td>136,60</td><td>197,20</td></tr> <tr><td>40</td><td>178</td><td></td><td>38</td><td></td><td>Rd 65x1/6"</td><td>145,40</td><td>209,60</td></tr> <tr><td>50</td><td>182</td><td></td><td>50</td><td></td><td>Rd 78x1/6"</td><td>161,30</td><td>249,10</td></tr> <tr><td>65</td><td>207</td><td></td><td>66</td><td></td><td>Rd 95x1/6"</td><td>207,00</td><td>299,20</td></tr> <tr><td>80</td><td>225</td><td></td><td>81</td><td></td><td>Rd 110x1/4"</td><td>307,10</td><td>441,00</td></tr> <tr><td>100</td><td>277</td><td></td><td>100</td><td></td><td>Rd 130x1/4"</td><td>411,80</td><td>605,60</td></tr> <tr><td>125</td><td>294</td><td></td><td>125</td><td></td><td>Rd 160x1/4"</td><td>1016,00</td><td></td></tr> <tr><td>150</td><td>316</td><td></td><td>150</td><td></td><td>Rd 190x1/4"</td><td>1795,20</td><td></td></tr> </tbody> </table>	DN		A	B	C	D	E	304	316L	10	130		10		Rd 28x1/8"	146,90	196,40	15	130		16		Rd 34x1/8"	154,60	213,30	20	136		20		Rd 44x1/6"	178,40	242,10	25	156		26		Rd 52x1/6"	127,80	183,30	32	168		32		Rd 58x1/6"	136,60	197,20	40	178		38		Rd 65x1/6"	145,40	209,60	50	182		50		Rd 78x1/6"	161,30	249,10	65	207		66		Rd 95x1/6"	207,00	299,20	80	225		81		Rd 110x1/4"	307,10	441,00	100	277		100		Rd 130x1/4"	411,80	605,60	125	294		125		Rd 160x1/4"	1016,00		150	316		150		Rd 190x1/4"	1795,20		<table border="1"> <thead> <tr> <th>DN</th> <th>A</th> <th>B</th> <th>C</th> <th>D</th> <th>E</th> <th>Perbunan</th> </tr> </thead> <tbody> <tr><td>10</td><td>3</td><td></td><td>10</td><td>15</td><td></td><td>4,50</td></tr> <tr><td>15</td><td>3</td><td></td><td>16</td><td>22</td><td></td><td>4,50</td></tr> <tr><td>20</td><td>3</td><td></td><td>20</td><td>26</td><td></td><td>4,50</td></tr> <tr><td>25</td><td>4</td><td></td><td>26</td><td>33</td><td></td><td>4,80</td></tr> <tr><td>32</td><td>4</td><td></td><td>32</td><td>40</td><td></td><td>5,30</td></tr> <tr><td>40</td><td>4</td><td></td><td>38</td><td>51</td><td></td><td>5,80</td></tr> <tr><td>50</td><td>4</td><td></td><td>50</td><td>62</td><td></td><td>6,50</td></tr> <tr><td>65</td><td>4</td><td></td><td>66</td><td>77</td><td></td><td>7,00</td></tr> <tr><td>80</td><td>4</td><td></td><td>81</td><td>93</td><td></td><td>7,40</td></tr> <tr><td>100</td><td>4</td><td></td><td>100</td><td>111</td><td></td><td>10,60</td></tr> <tr><td>125</td><td>4</td><td></td><td>125</td><td>141</td><td></td><td>23,80</td></tr> <tr><td>150</td><td>6</td><td></td><td>150</td><td>172</td><td></td><td>30,50</td></tr> </tbody> </table>	DN	A	B	C	D	E	Perbunan	10	3		10	15		4,50	15	3		16	22		4,50	20	3		20	26		4,50	25	4		26	33		4,80	32	4		32	40		5,30	40	4		38	51		5,80	50	4		50	62		6,50	65	4		66	77		7,00	80	4		81	93		7,40	100	4		100	111		10,60	125	4		125	141		23,80	150	6		150	172		30,50											
DN	A	B	C	D	E	304	316L																																																																																																																																																																																																										
10	130		10		Rd 28x1/8"	146,90	196,40																																																																																																																																																																																																										
15	130		16		Rd 34x1/8"	154,60	213,30																																																																																																																																																																																																										
20	136		20		Rd 44x1/6"	178,40	242,10																																																																																																																																																																																																										
25	156		26		Rd 52x1/6"	127,80	183,30																																																																																																																																																																																																										
32	168		32		Rd 58x1/6"	136,60	197,20																																																																																																																																																																																																										
40	178		38		Rd 65x1/6"	145,40	209,60																																																																																																																																																																																																										
50	182		50		Rd 78x1/6"	161,30	249,10																																																																																																																																																																																																										
65	207		66		Rd 95x1/6"	207,00	299,20																																																																																																																																																																																																										
80	225		81		Rd 110x1/4"	307,10	441,00																																																																																																																																																																																																										
100	277		100		Rd 130x1/4"	411,80	605,60																																																																																																																																																																																																										
125	294		125		Rd 160x1/4"	1016,00																																																																																																																																																																																																											
150	316		150		Rd 190x1/4"	1795,20																																																																																																																																																																																																											
DN	A	B	C	D	E	Perbunan																																																																																																																																																																																																											
10	3		10	15		4,50																																																																																																																																																																																																											
15	3		16	22		4,50																																																																																																																																																																																																											
20	3		20	26		4,50																																																																																																																																																																																																											
25	4		26	33		4,80																																																																																																																																																																																																											
32	4		32	40		5,30																																																																																																																																																																																																											
40	4		38	51		5,80																																																																																																																																																																																																											
50	4		50	62		6,50																																																																																																																																																																																																											
65	4		66	77		7,00																																																																																																																																																																																																											
80	4		81	93		7,40																																																																																																																																																																																																											
100	4		100	111		10,60																																																																																																																																																																																																											
125	4		125	141		23,80																																																																																																																																																																																																											
150	6		150	172		30,50																																																																																																																																																																																																											
	<b>781 Schaulaterne KM-G</b>	€-Preise gelten ohne Schutzkorb		<b>796 Schaulaterne mit Bullaugen</b>	Preise in € je Einheit																																																																																																																																																																																																												
	<table border="1"> <thead> <tr> <th>DN</th> <th>A</th> <th>B</th> <th>C</th> <th>D</th> <th>E</th> <th>304</th> <th>316L</th> </tr> </thead> <tbody> <tr><td>10</td><td>126</td><td></td><td>10</td><td></td><td>Rd 28x1/8"</td><td></td><td></td></tr> <tr><td>15</td><td>126</td><td></td><td>16</td><td></td><td>Rd 34x1/8"</td><td></td><td></td></tr> <tr><td>20</td><td>130</td><td></td><td>20</td><td></td><td>Rd 44x1/6"</td><td></td><td></td></tr> <tr><td>25</td><td>149</td><td></td><td>26</td><td></td><td>Rd 52x1/6"</td><td>137,00</td><td>194,90</td></tr> <tr><td>32</td><td>161</td><td></td><td>32</td><td></td><td>Rd 58x1/6"</td><td>146,40</td><td>213,50</td></tr> <tr><td>40</td><td>171</td><td></td><td>38</td><td></td><td>Rd 65x1/6"</td><td>157,30</td><td>183,40</td></tr> <tr><td>50</td><td>175</td><td></td><td>50</td><td></td><td>Rd 78x1/6"</td><td>173,20</td><td>249,40</td></tr> <tr><td>65</td><td>199</td><td></td><td>66</td><td></td><td>Rd 95x1/6"</td><td>241,60</td><td>353,60</td></tr> <tr><td>80</td><td>217</td><td></td><td>81</td><td></td><td>Rd 110x1/4"</td><td>334,80</td><td>486,20</td></tr> <tr><td>100</td><td>267</td><td></td><td>100</td><td></td><td>Rd 130x1/4"</td><td>469,20</td><td>672,40</td></tr> <tr><td>125</td><td>282</td><td></td><td>125</td><td></td><td>Rd 160x1/4"</td><td></td><td></td></tr> <tr><td>150</td><td>303</td><td></td><td>150</td><td></td><td>Rd 190x1/4"</td><td></td><td></td></tr> </tbody> </table>	DN		A	B	C	D	E	304	316L	10	126		10		Rd 28x1/8"			15	126		16		Rd 34x1/8"			20	130		20		Rd 44x1/6"			25	149		26		Rd 52x1/6"	137,00	194,90	32	161		32		Rd 58x1/6"	146,40	213,50	40	171		38		Rd 65x1/6"	157,30	183,40	50	175		50		Rd 78x1/6"	173,20	249,40	65	199		66		Rd 95x1/6"	241,60	353,60	80	217		81		Rd 110x1/4"	334,80	486,20	100	267		100		Rd 130x1/4"	469,20	672,40	125	282		125		Rd 160x1/4"			150	303		150		Rd 190x1/4"			<table border="1"> <thead> <tr> <th>DN</th> <th>A</th> <th>B</th> <th>C</th> <th>D</th> <th>E</th> <th>304</th> <th>316L</th> </tr> </thead> <tbody> <tr><td>25</td><td>100</td><td>101</td><td>25</td><td>28</td><td>25</td><td>280,60</td><td>386,40</td></tr> <tr><td>32</td><td>110</td><td>115</td><td>31</td><td>34</td><td>31</td><td>284,80</td><td>397,50</td></tr> <tr><td>40</td><td>120</td><td>126</td><td>37</td><td>40</td><td>37</td><td>311,70</td><td>441,80</td></tr> <tr><td>50</td><td>140</td><td>143</td><td>49</td><td>52</td><td>49</td><td>358,30</td><td>498,20</td></tr> <tr><td>65</td><td>160</td><td>177</td><td>66</td><td>70</td><td>49</td><td>377,00</td><td>544,00</td></tr> <tr><td>80</td><td>180</td><td>203</td><td>81</td><td>85</td><td>66</td><td>477,10</td><td>673,30</td></tr> <tr><td>100</td><td>200</td><td>248</td><td>100</td><td>104</td><td>66</td><td>528,90</td><td>749,20</td></tr> <tr><td>125</td><td>375</td><td>253</td><td>125</td><td>129</td><td>100</td><td>931,50</td><td>1386,30</td></tr> <tr><td>150</td><td>450</td><td>288</td><td>150</td><td>154</td><td>100</td><td>1032,70</td><td>1462,50</td></tr> </tbody> </table>	DN	A	B	C	D	E	304	316L	25	100	101	25	28	25	280,60	386,40	32	110	115	31	34	31	284,80	397,50	40	120	126	37	40	37	311,70	441,80	50	140	143	49	52	49	358,30	498,20	65	160	177	66	70	49	377,00	544,00	80	180	203	81	85	66	477,10	673,30	100	200	248	100	104	66	528,90	749,20	125	375	253	125	129	100	931,50	1386,30	150	450	288	150	154	100	1032,70	1462,50																						
DN	A	B	C	D	E	304	316L																																																																																																																																																																																																										
10	126		10		Rd 28x1/8"																																																																																																																																																																																																												
15	126		16		Rd 34x1/8"																																																																																																																																																																																																												
20	130		20		Rd 44x1/6"																																																																																																																																																																																																												
25	149		26		Rd 52x1/6"	137,00	194,90																																																																																																																																																																																																										
32	161		32		Rd 58x1/6"	146,40	213,50																																																																																																																																																																																																										
40	171		38		Rd 65x1/6"	157,30	183,40																																																																																																																																																																																																										
50	175		50		Rd 78x1/6"	173,20	249,40																																																																																																																																																																																																										
65	199		66		Rd 95x1/6"	241,60	353,60																																																																																																																																																																																																										
80	217		81		Rd 110x1/4"	334,80	486,20																																																																																																																																																																																																										
100	267		100		Rd 130x1/4"	469,20	672,40																																																																																																																																																																																																										
125	282		125		Rd 160x1/4"																																																																																																																																																																																																												
150	303		150		Rd 190x1/4"																																																																																																																																																																																																												
DN	A	B	C	D	E	304	316L																																																																																																																																																																																																										
25	100	101	25	28	25	280,60	386,40																																																																																																																																																																																																										
32	110	115	31	34	31	284,80	397,50																																																																																																																																																																																																										
40	120	126	37	40	37	311,70	441,80																																																																																																																																																																																																										
50	140	143	49	52	49	358,30	498,20																																																																																																																																																																																																										
65	160	177	66	70	49	377,00	544,00																																																																																																																																																																																																										
80	180	203	81	85	66	477,10	673,30																																																																																																																																																																																																										
100	200	248	100	104	66	528,90	749,20																																																																																																																																																																																																										
125	375	253	125	129	100	931,50	1386,30																																																																																																																																																																																																										
150	450	288	150	154	100	1032,70	1462,50																																																																																																																																																																																																										
	<b>782 Schaulaterne KM-KM</b>	€-Preise gelten ohne Schutzkorb			Preise in € je Einheit																																																																																																																																																																																																												
	<table border="1"> <thead> <tr> <th>DN</th> <th>A</th> <th>B</th> <th>C</th> <th>D</th> <th>E</th> <th>304</th> <th>316L</th> </tr> </thead> <tbody> <tr><td>10</td><td>122</td><td></td><td>10</td><td></td><td>Rd 28x1/8"</td><td></td><td></td></tr> <tr><td>15</td><td>122</td><td></td><td>16</td><td></td><td>Rd 34x1/8"</td><td></td><td></td></tr> <tr><td>20</td><td>124</td><td></td><td>20</td><td></td><td>Rd 44x1/6"</td><td></td><td></td></tr> <tr><td>25</td><td>142</td><td></td><td>26</td><td></td><td>Rd 52x1/6"</td><td>144,70</td><td>213,50</td></tr> <tr><td>32</td><td>154</td><td></td><td>32</td><td></td><td>Rd 58x1/6"</td><td>160,00</td><td>230,20</td></tr> <tr><td>40</td><td>164</td><td></td><td>38</td><td></td><td>Rd 65x1/6"</td><td>169,90</td><td>243,30</td></tr> <tr><td>50</td><td>168</td><td></td><td>50</td><td></td><td>Rd 78x1/6"</td><td>188,50</td><td>271,00</td></tr> <tr><td>65</td><td>191</td><td></td><td>66</td><td></td><td>Rd 95x1/6"</td><td>267,90</td><td>390,80</td></tr> <tr><td>80</td><td>209</td><td></td><td>81</td><td></td><td>Rd 110x1/4"</td><td>365,70</td><td>538,20</td></tr> <tr><td>100</td><td>257</td><td></td><td>100</td><td></td><td>Rd 130x1/4"</td><td>517,20</td><td>751,40</td></tr> <tr><td>125</td><td>270</td><td></td><td>125</td><td></td><td>Rd 160x1/4"</td><td></td><td></td></tr> <tr><td>150</td><td>290</td><td></td><td>150</td><td></td><td>Rd 190x1/4"</td><td></td><td></td></tr> </tbody> </table>	DN		A	B	C	D	E	304	316L	10	122		10		Rd 28x1/8"			15	122		16		Rd 34x1/8"			20	124		20		Rd 44x1/6"			25	142		26		Rd 52x1/6"	144,70	213,50	32	154		32		Rd 58x1/6"	160,00	230,20	40	164		38		Rd 65x1/6"	169,90	243,30	50	168		50		Rd 78x1/6"	188,50	271,00	65	191		66		Rd 95x1/6"	267,90	390,80	80	209		81		Rd 110x1/4"	365,70	538,20	100	257		100		Rd 130x1/4"	517,20	751,40	125	270		125		Rd 160x1/4"			150	290		150		Rd 190x1/4"																																																																																																									
DN	A	B	C	D	E	304	316L																																																																																																																																																																																																										
10	122		10		Rd 28x1/8"																																																																																																																																																																																																												
15	122		16		Rd 34x1/8"																																																																																																																																																																																																												
20	124		20		Rd 44x1/6"																																																																																																																																																																																																												
25	142		26		Rd 52x1/6"	144,70	213,50																																																																																																																																																																																																										
32	154		32		Rd 58x1/6"	160,00	230,20																																																																																																																																																																																																										
40	164		38		Rd 65x1/6"	169,90	243,30																																																																																																																																																																																																										
50	168		50		Rd 78x1/6"	188,50	271,00																																																																																																																																																																																																										
65	191		66		Rd 95x1/6"	267,90	390,80																																																																																																																																																																																																										
80	209		81		Rd 110x1/4"	365,70	538,20																																																																																																																																																																																																										
100	257		100		Rd 130x1/4"	517,20	751,40																																																																																																																																																																																																										
125	270		125		Rd 160x1/4"																																																																																																																																																																																																												
150	290		150		Rd 190x1/4"																																																																																																																																																																																																												
	<b>785 Schutzgitter für Schaulaternen</b>	Preise in € je Einheit		<b>787 Schauglas mit Borosilikatglas</b>	Preise in € je Einheit																																																																																																																																																																																																												
	<table border="1"> <thead> <tr> <th>DN</th> <th>A</th> <th>B</th> <th>C</th> <th>D</th> <th>E</th> <th>304</th> <th>316L</th> </tr> </thead> <tbody> <tr><td>10</td><td>54</td><td></td><td>18</td><td></td><td></td><td>22,90</td><td></td></tr> <tr><td>15</td><td>54</td><td></td><td>25</td><td></td><td></td><td>22,90</td><td></td></tr> <tr><td>20</td><td>54</td><td></td><td>30</td><td></td><td></td><td>24,00</td><td></td></tr> <tr><td>25</td><td>62</td><td></td><td>35</td><td></td><td></td><td>27,40</td><td></td></tr> <tr><td>32</td><td>62</td><td></td><td>43</td><td></td><td></td><td>29,00</td><td></td></tr> <tr><td>40</td><td>62</td><td></td><td>52</td><td></td><td></td><td>32,60</td><td></td></tr> <tr><td>50</td><td>62</td><td></td><td>63</td><td></td><td></td><td>34,30</td><td></td></tr> <tr><td>65</td><td>75</td><td></td><td>78</td><td></td><td></td><td>44,30</td><td></td></tr> <tr><td>80</td><td>75</td><td></td><td>93</td><td></td><td></td><td>49,70</td><td></td></tr> <tr><td>100</td><td>105</td><td></td><td>113</td><td></td><td></td><td>59,20</td><td></td></tr> <tr><td>125</td><td>150</td><td></td><td>145</td><td></td><td></td><td>87,30</td><td></td></tr> <tr><td>150</td><td>164</td><td></td><td>175</td><td></td><td></td><td>119,00</td><td></td></tr> </tbody> </table>	DN		A	B	C	D	E	304	316L	10	54		18			22,90		15	54		25			22,90		20	54		30			24,00		25	62		35			27,40		32	62		43			29,00		40	62		52			32,60		50	62		63			34,30		65	75		78			44,30		80	75		93			49,70		100	105		113			59,20		125	150		145			87,30		150	164		175			119,00		<table border="1"> <thead> <tr> <th>DN</th> <th>A</th> <th>B</th> <th>C</th> <th>D</th> <th>E</th> <th>304</th> <th>316L</th> </tr> </thead> <tbody> <tr><td>25</td><td>35</td><td>20 bar</td><td>26</td><td>31</td><td>63</td><td>92,60</td><td>128,20</td></tr> <tr><td>32</td><td>38</td><td>12 bar</td><td>32</td><td>37</td><td>70</td><td>102,20</td><td>136,00</td></tr> <tr><td>40</td><td>40</td><td>12 bar</td><td>38</td><td>43</td><td>78</td><td>110,80</td><td>153,00</td></tr> <tr><td>50</td><td>42</td><td>12 bar</td><td>50</td><td>55</td><td>92</td><td>130,70</td><td>178,60</td></tr> <tr><td>65</td><td>49</td><td>10 bar</td><td>66</td><td>72</td><td>112</td><td>169,40</td><td>237,20</td></tr> <tr><td>80</td><td>54</td><td>10 bar</td><td>81</td><td>87</td><td>127</td><td>214,20</td><td>323,60</td></tr> <tr><td>100</td><td>65</td><td>10 bar</td><td>100</td><td>106</td><td>148</td><td>292,90</td><td>424,60</td></tr> <tr><td>125</td><td>55</td><td>8 bar</td><td>125</td><td>132</td><td>178</td><td>446,20</td><td>642,20</td></tr> <tr><td>150</td><td>60</td><td>6 bar</td><td>150</td><td>157</td><td>210</td><td>884,40</td><td>1370,20</td></tr> </tbody> </table>	DN	A	B	C	D	E	304	316L	25	35	20 bar	26	31	63	92,60	128,20	32	38	12 bar	32	37	70	102,20	136,00	40	40	12 bar	38	43	78	110,80	153,00	50	42	12 bar	50	55	92	130,70	178,60	65	49	10 bar	66	72	112	169,40	237,20	80	54	10 bar	81	87	127	214,20	323,60	100	65	10 bar	100	106	148	292,90	424,60	125	55	8 bar	125	132	178	446,20	642,20	150	60	6 bar	150	157	210	884,40	1370,20																						
DN	A	B	C	D	E	304	316L																																																																																																																																																																																																										
10	54		18			22,90																																																																																																																																																																																																											
15	54		25			22,90																																																																																																																																																																																																											
20	54		30			24,00																																																																																																																																																																																																											
25	62		35			27,40																																																																																																																																																																																																											
32	62		43			29,00																																																																																																																																																																																																											
40	62		52			32,60																																																																																																																																																																																																											
50	62		63			34,30																																																																																																																																																																																																											
65	75		78			44,30																																																																																																																																																																																																											
80	75		93			49,70																																																																																																																																																																																																											
100	105		113			59,20																																																																																																																																																																																																											
125	150		145			87,30																																																																																																																																																																																																											
150	164		175			119,00																																																																																																																																																																																																											
DN	A	B	C	D	E	304	316L																																																																																																																																																																																																										
25	35	20 bar	26	31	63	92,60	128,20																																																																																																																																																																																																										
32	38	12 bar	32	37	70	102,20	136,00																																																																																																																																																																																																										
40	40	12 bar	38	43	78	110,80	153,00																																																																																																																																																																																																										
50	42	12 bar	50	55	92	130,70	178,60																																																																																																																																																																																																										
65	49	10 bar	66	72	112	169,40	237,20																																																																																																																																																																																																										
80	54	10 bar	81	87	127	214,20	323,60																																																																																																																																																																																																										
100	65	10 bar	100	106	148	292,90	424,60																																																																																																																																																																																																										
125	55	8 bar	125	132	178	446,20	642,20																																																																																																																																																																																																										
150	60	6 bar	150	157	210	884,40	1370,20																																																																																																																																																																																																										



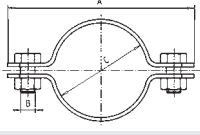
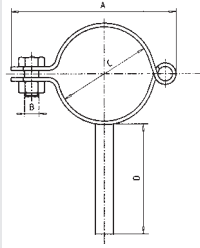
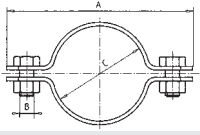
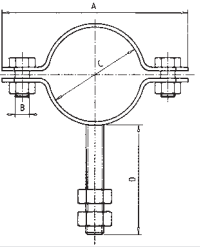
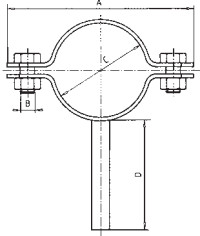
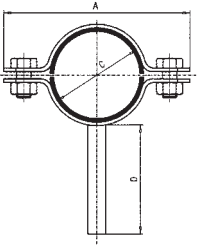
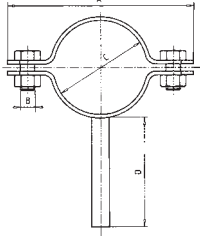
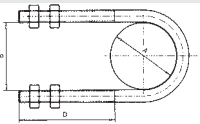
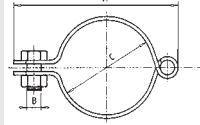
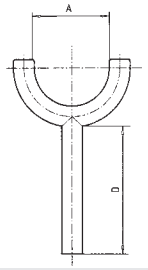






	<p><b>3020-01 Entlüftungslaterne</b> mit Edelstahlzylinder, gebogen manuelle Entlüftung</p> <p>Preise in € je Einheit</p> <table border="1"> <thead> <tr> <th>DN</th> <th>A</th> <th>B</th> <th>C</th> <th>D</th> <th>E</th> <th>304</th> <th>316L</th> </tr> </thead> <tbody> <tr><td>40</td><td>250</td><td>237</td><td>38</td><td>154</td><td>Rd 65x1/6"</td><td></td><td></td></tr> <tr><td>50</td><td>300</td><td>274</td><td>50</td><td>204</td><td>Rd 78x1/6"</td><td></td><td></td></tr> <tr><td>65</td><td>350</td><td>315</td><td>66</td><td>219</td><td>Rd 95x1/6"</td><td></td><td></td></tr> <tr><td>80</td><td>350</td><td>354</td><td>81</td><td>254</td><td>Rd 110x1/4"</td><td></td><td></td></tr> <tr><td>100</td><td>500</td><td>432</td><td>100</td><td>356</td><td>Rd 130x1/4"</td><td></td><td></td></tr> <tr><td>125</td><td>500</td><td>637</td><td>125</td><td>356</td><td>Rd 160x1/4"</td><td></td><td></td></tr> </tbody> </table> <p style="text-align: center;"><i>auf Anfrage</i></p>	DN	A	B	C	D	E	304	316L	40	250	237	38	154	Rd 65x1/6"			50	300	274	50	204	Rd 78x1/6"			65	350	315	66	219	Rd 95x1/6"			80	350	354	81	254	Rd 110x1/4"			100	500	432	100	356	Rd 130x1/4"			125	500	637	125	356	Rd 160x1/4"				<p><b>3020 a 11 Entlüftungslaterne</b> mit Glaszylinder, gebogen autom. Entlüftung</p> <p>Preise in € je Einheit</p> <table border="1"> <thead> <tr> <th>DN</th> <th>A</th> <th>B</th> <th>C</th> <th>D</th> <th>E</th> <th>304</th> <th>316L</th> </tr> </thead> <tbody> <tr><td>40</td><td>250</td><td>237</td><td>38</td><td>154</td><td>Rd 65x1/6"</td><td></td><td></td></tr> <tr><td>50</td><td>300</td><td>274</td><td>50</td><td>204</td><td>Rd 78x1/6"</td><td></td><td></td></tr> <tr><td>65</td><td>350</td><td>315</td><td>66</td><td>219</td><td>Rd 95x1/6"</td><td></td><td></td></tr> <tr><td>80</td><td>350</td><td>354</td><td>81</td><td>254</td><td>Rd 110x1/4"</td><td></td><td></td></tr> <tr><td>100</td><td>500</td><td>432</td><td>100</td><td>356</td><td>Rd 130x1/4"</td><td></td><td></td></tr> <tr><td>125</td><td>500</td><td>637</td><td>125</td><td>356</td><td>Rd 160x1/4"</td><td></td><td></td></tr> </tbody> </table> <p style="text-align: center;"><i>auf Anfrage</i></p>	DN	A	B	C	D	E	304	316L	40	250	237	38	154	Rd 65x1/6"			50	300	274	50	204	Rd 78x1/6"			65	350	315	66	219	Rd 95x1/6"			80	350	354	81	254	Rd 110x1/4"			100	500	432	100	356	Rd 130x1/4"			125	500	637	125	356	Rd 160x1/4"																		
DN	A	B	C	D	E	304	316L																																																																																																																												
40	250	237	38	154	Rd 65x1/6"																																																																																																																														
50	300	274	50	204	Rd 78x1/6"																																																																																																																														
65	350	315	66	219	Rd 95x1/6"																																																																																																																														
80	350	354	81	254	Rd 110x1/4"																																																																																																																														
100	500	432	100	356	Rd 130x1/4"																																																																																																																														
125	500	637	125	356	Rd 160x1/4"																																																																																																																														
DN	A	B	C	D	E	304	316L																																																																																																																												
40	250	237	38	154	Rd 65x1/6"																																																																																																																														
50	300	274	50	204	Rd 78x1/6"																																																																																																																														
65	350	315	66	219	Rd 95x1/6"																																																																																																																														
80	350	354	81	254	Rd 110x1/4"																																																																																																																														
100	500	432	100	356	Rd 130x1/4"																																																																																																																														
125	500	637	125	356	Rd 160x1/4"																																																																																																																														
	<p><b>3020-11 Entlüftungslaterne</b> mit Glaszylinder, gebogen manuelle Entlüftung</p> <p>Preise in € je Einheit</p> <table border="1"> <thead> <tr> <th>DN</th> <th>A</th> <th>B</th> <th>C</th> <th>D</th> <th>E</th> <th>304</th> <th>316L</th> </tr> </thead> <tbody> <tr><td>40</td><td>250</td><td>237</td><td>38</td><td>154</td><td>Rd 65x1/6"</td><td></td><td></td></tr> <tr><td>50</td><td>300</td><td>274</td><td>50</td><td>204</td><td>Rd 78x1/6"</td><td></td><td></td></tr> <tr><td>65</td><td>350</td><td>315</td><td>66</td><td>219</td><td>Rd 95x1/6"</td><td></td><td></td></tr> <tr><td>80</td><td>350</td><td>354</td><td>81</td><td>254</td><td>Rd 110x1/4"</td><td></td><td></td></tr> <tr><td>100</td><td>500</td><td>432</td><td>100</td><td>356</td><td>Rd 130x1/4"</td><td></td><td></td></tr> <tr><td>125</td><td>500</td><td>637</td><td>125</td><td>356</td><td>Rd 160x1/4"</td><td></td><td></td></tr> </tbody> </table> <p style="text-align: center;"><i>auf Anfrage</i></p>	DN	A	B	C	D	E	304	316L	40	250	237	38	154	Rd 65x1/6"			50	300	274	50	204	Rd 78x1/6"			65	350	315	66	219	Rd 95x1/6"			80	350	354	81	254	Rd 110x1/4"			100	500	432	100	356	Rd 130x1/4"			125	500	637	125	356	Rd 160x1/4"				<p><b>3030 a 2 Verschneidbock 2-fach</b> autom./manuelle Entlüftung</p> <p>Preise in € je Einheit</p> <table border="1"> <thead> <tr> <th>DN</th> <th>A</th> <th>B</th> <th>C</th> <th>D</th> <th>E</th> <th>304</th> <th>316L</th> </tr> </thead> <tbody> <tr><td>40</td><td>250</td><td></td><td></td><td>154</td><td></td><td></td><td></td></tr> <tr><td>50</td><td>300</td><td></td><td></td><td>204</td><td></td><td></td><td></td></tr> <tr><td>65</td><td>350</td><td></td><td></td><td>219</td><td></td><td></td><td></td></tr> <tr><td>80</td><td>350</td><td></td><td></td><td>254</td><td></td><td></td><td></td></tr> <tr><td>100</td><td>500</td><td></td><td></td><td>356</td><td></td><td></td><td></td></tr> <tr><td>125</td><td>500</td><td></td><td></td><td>356</td><td></td><td></td><td></td></tr> </tbody> </table> <p style="text-align: center;"><i>Technische Unterlagen und Preise auf Anfrage</i></p>	DN	A	B	C	D	E	304	316L	40	250			154				50	300			204				65	350			219				80	350			254				100	500			356				125	500			356																			
DN	A	B	C	D	E	304	316L																																																																																																																												
40	250	237	38	154	Rd 65x1/6"																																																																																																																														
50	300	274	50	204	Rd 78x1/6"																																																																																																																														
65	350	315	66	219	Rd 95x1/6"																																																																																																																														
80	350	354	81	254	Rd 110x1/4"																																																																																																																														
100	500	432	100	356	Rd 130x1/4"																																																																																																																														
125	500	637	125	356	Rd 160x1/4"																																																																																																																														
DN	A	B	C	D	E	304	316L																																																																																																																												
40	250			154																																																																																																																															
50	300			204																																																																																																																															
65	350			219																																																																																																																															
80	350			254																																																																																																																															
100	500			356																																																																																																																															
125	500			356																																																																																																																															
	<p><b>3010 a 01 Entlüftungslaterne</b> mit Edelstahlzylinder autom. Entlüftung</p> <p>Preise in € je Einheit</p> <table border="1"> <thead> <tr> <th>DN</th> <th>A</th> <th>B</th> <th>C</th> <th>D</th> <th>E</th> <th>304</th> <th>316L</th> </tr> </thead> <tbody> <tr><td>40</td><td>250</td><td>80</td><td>38</td><td>154</td><td>Rd 65x1/6"</td><td></td><td></td></tr> <tr><td>50</td><td>300</td><td>95</td><td>50</td><td>204</td><td>Rd 78x1/6"</td><td></td><td></td></tr> <tr><td>65</td><td>350</td><td>113</td><td>66</td><td>219</td><td>Rd 95x1/6"</td><td></td><td></td></tr> <tr><td>80</td><td>350</td><td>132</td><td>81</td><td>254</td><td>Rd 110x1/4"</td><td></td><td></td></tr> <tr><td>100</td><td>500</td><td>182</td><td>100</td><td>356</td><td>Rd 130x1/4"</td><td></td><td></td></tr> <tr><td>125</td><td>500</td><td>182</td><td>125</td><td>356</td><td>Rd 160x1/4"</td><td></td><td></td></tr> </tbody> </table> <p style="text-align: center;"><i>auf Anfrage</i></p>	DN	A	B	C	D	E	304	316L	40	250	80	38	154	Rd 65x1/6"			50	300	95	50	204	Rd 78x1/6"			65	350	113	66	219	Rd 95x1/6"			80	350	132	81	254	Rd 110x1/4"			100	500	182	100	356	Rd 130x1/4"			125	500	182	125	356	Rd 160x1/4"				<p><b>3030 a 3 Verschneidbock 3-fach</b> autom./manuelle Entlüftung</p> <p>Preise in € je Einheit</p> <table border="1"> <thead> <tr> <th>DN</th> <th>A</th> <th>B</th> <th>C</th> <th>D</th> <th>E</th> <th>304</th> <th>316L</th> </tr> </thead> <tbody> <tr><td>40</td><td>250</td><td></td><td></td><td>154</td><td></td><td></td><td></td></tr> <tr><td>50</td><td>300</td><td></td><td></td><td>204</td><td></td><td></td><td></td></tr> <tr><td>65</td><td>350</td><td></td><td></td><td>219</td><td></td><td></td><td></td></tr> <tr><td>80</td><td>350</td><td></td><td></td><td>254</td><td></td><td></td><td></td></tr> <tr><td>100</td><td>500</td><td></td><td></td><td>356</td><td></td><td></td><td></td></tr> <tr><td>125</td><td>500</td><td></td><td></td><td>356</td><td></td><td></td><td></td></tr> </tbody> </table> <p style="text-align: center;"><i>Technische Unterlagen und Preise auf Anfrage</i></p>	DN	A	B	C	D	E	304	316L	40	250			154				50	300			204				65	350			219				80	350			254				100	500			356				125	500			356																			
DN	A	B	C	D	E	304	316L																																																																																																																												
40	250	80	38	154	Rd 65x1/6"																																																																																																																														
50	300	95	50	204	Rd 78x1/6"																																																																																																																														
65	350	113	66	219	Rd 95x1/6"																																																																																																																														
80	350	132	81	254	Rd 110x1/4"																																																																																																																														
100	500	182	100	356	Rd 130x1/4"																																																																																																																														
125	500	182	125	356	Rd 160x1/4"																																																																																																																														
DN	A	B	C	D	E	304	316L																																																																																																																												
40	250			154																																																																																																																															
50	300			204																																																																																																																															
65	350			219																																																																																																																															
80	350			254																																																																																																																															
100	500			356																																																																																																																															
125	500			356																																																																																																																															
	<p><b>3010 a 11 Entlüftungslaterne</b> mit Glaszylinder autom. Entlüftung</p> <p>Preise in € je Einheit</p> <table border="1"> <thead> <tr> <th>DN</th> <th>A</th> <th>B</th> <th>C</th> <th>D</th> <th>E</th> <th>304</th> <th>316L</th> </tr> </thead> <tbody> <tr><td>40</td><td>250</td><td>80</td><td>38</td><td>160</td><td>Rd 65x1/6"</td><td></td><td></td></tr> <tr><td>50</td><td>300</td><td>95</td><td>50</td><td>190</td><td>Rd 78x1/6"</td><td></td><td></td></tr> <tr><td>65</td><td>350</td><td>113</td><td>66</td><td>225</td><td>Rd 95x1/6"</td><td></td><td></td></tr> <tr><td>80</td><td>350</td><td>132</td><td>81</td><td>270</td><td>Rd 110x1/4"</td><td></td><td></td></tr> <tr><td>100</td><td>500</td><td>182</td><td>100</td><td>350</td><td>Rd 130x1/4"</td><td></td><td></td></tr> <tr><td>125</td><td>500</td><td>182</td><td>125</td><td>350</td><td>Rd 160x1/4"</td><td></td><td></td></tr> </tbody> </table> <p style="text-align: center;"><i>auf Anfrage</i></p>	DN	A	B	C	D	E	304	316L	40	250	80	38	160	Rd 65x1/6"			50	300	95	50	190	Rd 78x1/6"			65	350	113	66	225	Rd 95x1/6"			80	350	132	81	270	Rd 110x1/4"			100	500	182	100	350	Rd 130x1/4"			125	500	182	125	350	Rd 160x1/4"				<p><b>3030 a 4 Verschneidbock 4-fach</b> autom./manuelle Entlüftung</p> <p>Preise in € je Einheit</p> <table border="1"> <thead> <tr> <th>DN</th> <th>A</th> <th>B</th> <th>C</th> <th>D</th> <th>E</th> <th>304</th> <th>316L</th> </tr> </thead> <tbody> <tr><td>40</td><td>250</td><td></td><td></td><td>154</td><td></td><td></td><td></td></tr> <tr><td>50</td><td>300</td><td></td><td></td><td>204</td><td></td><td></td><td></td></tr> <tr><td>65</td><td>350</td><td></td><td></td><td>219</td><td></td><td></td><td></td></tr> <tr><td>80</td><td>350</td><td></td><td></td><td>254</td><td></td><td></td><td></td></tr> <tr><td>100</td><td>500</td><td></td><td></td><td>356</td><td></td><td></td><td></td></tr> <tr><td>125</td><td>500</td><td></td><td></td><td>356</td><td></td><td></td><td></td></tr> </tbody> </table> <p style="text-align: center;"><i>auf Anfrage</i></p>	DN	A	B	C	D	E	304	316L	40	250			154				50	300			204				65	350			219				80	350			254				100	500			356				125	500			356																			
DN	A	B	C	D	E	304	316L																																																																																																																												
40	250	80	38	160	Rd 65x1/6"																																																																																																																														
50	300	95	50	190	Rd 78x1/6"																																																																																																																														
65	350	113	66	225	Rd 95x1/6"																																																																																																																														
80	350	132	81	270	Rd 110x1/4"																																																																																																																														
100	500	182	100	350	Rd 130x1/4"																																																																																																																														
125	500	182	125	350	Rd 160x1/4"																																																																																																																														
DN	A	B	C	D	E	304	316L																																																																																																																												
40	250			154																																																																																																																															
50	300			204																																																																																																																															
65	350			219																																																																																																																															
80	350			254																																																																																																																															
100	500			356																																																																																																																															
125	500			356																																																																																																																															
	<p><b>3020 a 01 Entlüftungslaterne</b> mit Edelstahlzylinder, gebogen autom. Entlüftung</p> <p>Preise in € je Einheit</p> <table border="1"> <thead> <tr> <th>DN</th> <th>A</th> <th>B</th> <th>C</th> <th>D</th> <th>E</th> <th>304</th> <th>316L</th> </tr> </thead> <tbody> <tr><td>40</td><td>250</td><td>237</td><td>38</td><td>154</td><td>Rd 65x1/6"</td><td></td><td></td></tr> <tr><td>50</td><td>300</td><td>274</td><td>50</td><td>204</td><td>Rd 78x1/6"</td><td></td><td></td></tr> <tr><td>65</td><td>350</td><td>315</td><td>66</td><td>219</td><td>Rd 95x1/6"</td><td></td><td></td></tr> <tr><td>80</td><td>350</td><td>354</td><td>81</td><td>254</td><td>Rd 110x1/4"</td><td></td><td></td></tr> <tr><td>100</td><td>500</td><td>432</td><td>100</td><td>356</td><td>Rd 130x1/4"</td><td></td><td></td></tr> <tr><td>125</td><td>500</td><td>637</td><td>125</td><td>356</td><td>Rd 160x1/4"</td><td></td><td></td></tr> </tbody> </table> <p style="text-align: center;"><i>auf Anfrage</i></p>	DN	A	B	C	D	E	304	316L	40	250	237	38	154	Rd 65x1/6"			50	300	274	50	204	Rd 78x1/6"			65	350	315	66	219	Rd 95x1/6"			80	350	354	81	254	Rd 110x1/4"			100	500	432	100	356	Rd 130x1/4"			125	500	637	125	356	Rd 160x1/4"				<p><b>854 Wasservorlage</b> mit Reinigungsrohr</p> <p>Preise in € je Einheit</p> <table border="1"> <thead> <tr> <th>DN</th> <th>A</th> <th>B</th> <th>C</th> <th>D</th> <th>E</th> <th>304</th> <th>316L</th> </tr> </thead> <tbody> <tr><td>25</td><td>220</td><td>133</td><td>25</td><td>25</td><td></td><td></td><td></td></tr> <tr><td>32</td><td>220</td><td>133</td><td>31</td><td>25</td><td></td><td></td><td></td></tr> <tr><td>40</td><td>320</td><td>180</td><td>37</td><td>25</td><td></td><td></td><td></td></tr> <tr><td>50</td><td>320</td><td>180</td><td>49</td><td>25</td><td></td><td></td><td></td></tr> <tr><td>65</td><td>370</td><td>220</td><td>66</td><td>25</td><td></td><td></td><td></td></tr> <tr><td>80</td><td>370</td><td>220</td><td>81</td><td>25</td><td></td><td></td><td></td></tr> <tr><td>100</td><td>420</td><td>300</td><td>100</td><td>25</td><td></td><td></td><td></td></tr> <tr><td>125</td><td>620</td><td>457</td><td>150</td><td>25</td><td></td><td></td><td></td></tr> </tbody> </table> <p style="text-align: center;"><i>auf Anfrage</i></p>	DN	A	B	C	D	E	304	316L	25	220	133	25	25				32	220	133	31	25				40	320	180	37	25				50	320	180	49	25				65	370	220	66	25				80	370	220	81	25				100	420	300	100	25				125	620	457	150	25			
DN	A	B	C	D	E	304	316L																																																																																																																												
40	250	237	38	154	Rd 65x1/6"																																																																																																																														
50	300	274	50	204	Rd 78x1/6"																																																																																																																														
65	350	315	66	219	Rd 95x1/6"																																																																																																																														
80	350	354	81	254	Rd 110x1/4"																																																																																																																														
100	500	432	100	356	Rd 130x1/4"																																																																																																																														
125	500	637	125	356	Rd 160x1/4"																																																																																																																														
DN	A	B	C	D	E	304	316L																																																																																																																												
25	220	133	25	25																																																																																																																															
32	220	133	31	25																																																																																																																															
40	320	180	37	25																																																																																																																															
50	320	180	49	25																																																																																																																															
65	370	220	66	25																																																																																																																															
80	370	220	81	25																																																																																																																															
100	420	300	100	25																																																																																																																															
125	620	457	150	25																																																																																																																															



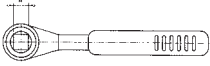

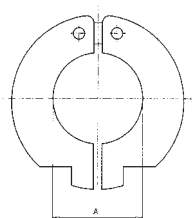


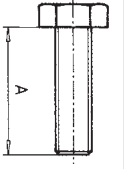
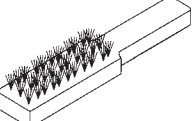
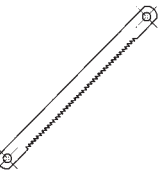
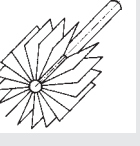
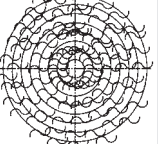
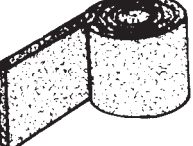



	<p><b>935 a Rohrschelle ohne Schaft</b></p> <p>Preise in € je Einheit</p> <table border="1"> <thead> <tr> <th>DN</th> <th>A</th> <th>B</th> <th>C</th> <th>D</th> <th>E</th> <th>304</th> <th>316L</th> </tr> </thead> <tbody> <tr><td>10</td><td>52</td><td>M6</td><td>12</td><td></td><td></td><td>4,50</td><td></td></tr> <tr><td>15</td><td>62</td><td>M6</td><td>18</td><td></td><td></td><td>4,50</td><td></td></tr> <tr><td>20</td><td>62</td><td>M6</td><td>22</td><td></td><td></td><td>4,50</td><td></td></tr> <tr><td>25</td><td>69</td><td>M8</td><td>28</td><td></td><td></td><td>4,80</td><td></td></tr> <tr><td>32</td><td>80</td><td>M8</td><td>34</td><td></td><td></td><td>5,10</td><td></td></tr> <tr><td>40</td><td>88</td><td>M8</td><td>40</td><td></td><td></td><td>5,10</td><td></td></tr> <tr><td>50</td><td>105</td><td>M8</td><td>52</td><td></td><td></td><td>5,80</td><td></td></tr> <tr><td>65</td><td>125</td><td>M8</td><td>70</td><td></td><td></td><td>6,60</td><td></td></tr> <tr><td>80</td><td>138</td><td>M8</td><td>85</td><td></td><td></td><td>8,70</td><td></td></tr> <tr><td>100</td><td>160</td><td>M8</td><td>104</td><td></td><td></td><td>9,80</td><td></td></tr> <tr><td>125</td><td>195</td><td>M8</td><td>129</td><td></td><td></td><td>33,90</td><td></td></tr> <tr><td>150</td><td>223</td><td>M8</td><td>154</td><td></td><td></td><td>39,20</td><td></td></tr> <tr><td>200</td><td>285</td><td>M10</td><td>204</td><td></td><td></td><td>62,30</td><td></td></tr> </tbody> </table> <p>auf Anfrage</p>	DN	A	B	C	D	E	304	316L	10	52	M6	12			4,50		15	62	M6	18			4,50		20	62	M6	22			4,50		25	69	M8	28			4,80		32	80	M8	34			5,10		40	88	M8	40			5,10		50	105	M8	52			5,80		65	125	M8	70			6,60		80	138	M8	85			8,70		100	160	M8	104			9,80		125	195	M8	129			33,90		150	223	M8	154			39,20		200	285	M10	204			62,30			<p><b>937 Rohrschelle klappbar mit Schaft</b></p> <p>Preise in € je Einheit</p> <table border="1"> <thead> <tr> <th>DN</th> <th>A</th> <th>B</th> <th>C</th> <th>D</th> <th>E</th> <th>304</th> <th>316L</th> </tr> </thead> <tbody> <tr><td>25</td><td>72</td><td>M6</td><td>28</td><td>60</td><td></td><td></td><td></td></tr> <tr><td>32</td><td>76</td><td>M6</td><td>34</td><td>60</td><td></td><td></td><td></td></tr> <tr><td>40</td><td>82</td><td>M6</td><td>40</td><td>60</td><td></td><td></td><td></td></tr> <tr><td>50</td><td>96</td><td>M6</td><td>52</td><td>60</td><td></td><td></td><td></td></tr> <tr><td>65</td><td>116</td><td>M6</td><td>70</td><td>60</td><td></td><td></td><td></td></tr> <tr><td>80</td><td>130</td><td>M6</td><td>85</td><td>60</td><td></td><td></td><td></td></tr> <tr><td>100</td><td>150</td><td>M6</td><td>104</td><td>60</td><td></td><td></td><td></td></tr> </tbody> </table> <p>auf Anfrage</p>	DN	A	B	C	D	E	304	316L	25	72	M6	28	60				32	76	M6	34	60				40	82	M6	40	60				50	96	M6	52	60				65	116	M6	70	60				80	130	M6	85	60				100	150	M6	104	60											
DN	A	B	C	D	E	304	316L																																																																																																																																																																																				
10	52	M6	12			4,50																																																																																																																																																																																					
15	62	M6	18			4,50																																																																																																																																																																																					
20	62	M6	22			4,50																																																																																																																																																																																					
25	69	M8	28			4,80																																																																																																																																																																																					
32	80	M8	34			5,10																																																																																																																																																																																					
40	88	M8	40			5,10																																																																																																																																																																																					
50	105	M8	52			5,80																																																																																																																																																																																					
65	125	M8	70			6,60																																																																																																																																																																																					
80	138	M8	85			8,70																																																																																																																																																																																					
100	160	M8	104			9,80																																																																																																																																																																																					
125	195	M8	129			33,90																																																																																																																																																																																					
150	223	M8	154			39,20																																																																																																																																																																																					
200	285	M10	204			62,30																																																																																																																																																																																					
DN	A	B	C	D	E	304	316L																																																																																																																																																																																				
25	72	M6	28	60																																																																																																																																																																																							
32	76	M6	34	60																																																																																																																																																																																							
40	82	M6	40	60																																																																																																																																																																																							
50	96	M6	52	60																																																																																																																																																																																							
65	116	M6	70	60																																																																																																																																																																																							
80	130	M6	85	60																																																																																																																																																																																							
100	150	M6	104	60																																																																																																																																																																																							
	<p><b>935 ai Rohrschelle ohne Schaft für ISO-Rohr</b></p> <p>Preise in € je Einheit</p> <table border="1"> <thead> <tr> <th>DN</th> <th>A</th> <th>B</th> <th>C</th> <th>D</th> <th>E</th> <th>304</th> <th>316L</th> </tr> </thead> <tbody> <tr><td>15</td><td>68</td><td>M6</td><td>21.3</td><td></td><td></td><td>6,80</td><td></td></tr> <tr><td>20</td><td>68</td><td>M6</td><td>26.9</td><td></td><td></td><td>6,80</td><td></td></tr> <tr><td>25</td><td>75</td><td>M6</td><td>33.7</td><td></td><td></td><td>7,10</td><td></td></tr> <tr><td>32</td><td>88</td><td>M6</td><td>42.4</td><td></td><td></td><td>7,50</td><td></td></tr> <tr><td>40</td><td>94</td><td>M6</td><td>48.3</td><td></td><td></td><td>7,70</td><td></td></tr> <tr><td>50</td><td>116</td><td>M6</td><td>60.3</td><td></td><td></td><td>8,10</td><td></td></tr> <tr><td>65</td><td>148</td><td>M6</td><td>76.1</td><td></td><td></td><td>9,20</td><td></td></tr> <tr><td>80</td><td>165</td><td>M8</td><td>88.9</td><td></td><td></td><td>11,20</td><td></td></tr> <tr><td>100</td><td>188</td><td>M8</td><td>114.3</td><td></td><td></td><td>13,50</td><td></td></tr> </tbody> </table> <p>auf Anfrage</p>	DN	A	B	C	D	E	304	316L	15	68	M6	21.3			6,80		20	68	M6	26.9			6,80		25	75	M6	33.7			7,10		32	88	M6	42.4			7,50		40	94	M6	48.3			7,70		50	116	M6	60.3			8,10		65	148	M6	76.1			9,20		80	165	M8	88.9			11,20		100	188	M8	114.3			13,50			<p><b>936 Rohrschelle mit Gewindefschaft</b></p> <p>Preise in € je Einheit</p> <table border="1"> <thead> <tr> <th>DN</th> <th>A</th> <th>B</th> <th>C</th> <th>D</th> <th>E</th> <th>304</th> <th>316L</th> </tr> </thead> <tbody> <tr><td>10</td><td>52</td><td>M6</td><td>12</td><td>60</td><td></td><td>12,40</td><td></td></tr> <tr><td>15</td><td>62</td><td>M6</td><td>18</td><td>60</td><td></td><td>12,40</td><td></td></tr> <tr><td>20</td><td>62</td><td>M6</td><td>22</td><td>60</td><td></td><td>12,40</td><td></td></tr> <tr><td>25</td><td>69</td><td>M8</td><td>28</td><td>60</td><td></td><td>12,70</td><td></td></tr> <tr><td>32</td><td>80</td><td>M8</td><td>34</td><td>60</td><td></td><td>13,10</td><td></td></tr> <tr><td>40</td><td>88</td><td>M8</td><td>40</td><td>60</td><td></td><td>13,40</td><td></td></tr> <tr><td>50</td><td>105</td><td>M8</td><td>52</td><td>60</td><td></td><td>14,80</td><td></td></tr> <tr><td>65</td><td>125</td><td>M8</td><td>70</td><td>60</td><td></td><td>18,40</td><td></td></tr> <tr><td>80</td><td>138</td><td>M8</td><td>85</td><td>60</td><td></td><td>23,80</td><td></td></tr> <tr><td>100</td><td>160</td><td>M8</td><td>104</td><td>60</td><td></td><td>28,60</td><td></td></tr> </tbody> </table>	DN	A	B	C	D	E	304	316L	10	52	M6	12	60		12,40		15	62	M6	18	60		12,40		20	62	M6	22	60		12,40		25	69	M8	28	60		12,70		32	80	M8	34	60		13,10		40	88	M8	40	60		13,40		50	105	M8	52	60		14,80		65	125	M8	70	60		18,40		80	138	M8	85	60		23,80		100	160	M8	104	60		28,60																	
DN	A	B	C	D	E	304	316L																																																																																																																																																																																				
15	68	M6	21.3			6,80																																																																																																																																																																																					
20	68	M6	26.9			6,80																																																																																																																																																																																					
25	75	M6	33.7			7,10																																																																																																																																																																																					
32	88	M6	42.4			7,50																																																																																																																																																																																					
40	94	M6	48.3			7,70																																																																																																																																																																																					
50	116	M6	60.3			8,10																																																																																																																																																																																					
65	148	M6	76.1			9,20																																																																																																																																																																																					
80	165	M8	88.9			11,20																																																																																																																																																																																					
100	188	M8	114.3			13,50																																																																																																																																																																																					
DN	A	B	C	D	E	304	316L																																																																																																																																																																																				
10	52	M6	12	60		12,40																																																																																																																																																																																					
15	62	M6	18	60		12,40																																																																																																																																																																																					
20	62	M6	22	60		12,40																																																																																																																																																																																					
25	69	M8	28	60		12,70																																																																																																																																																																																					
32	80	M8	34	60		13,10																																																																																																																																																																																					
40	88	M8	40	60		13,40																																																																																																																																																																																					
50	105	M8	52	60		14,80																																																																																																																																																																																					
65	125	M8	70	60		18,40																																																																																																																																																																																					
80	138	M8	85	60		23,80																																																																																																																																																																																					
100	160	M8	104	60		28,60																																																																																																																																																																																					
	<p><b>935 Rohrschelle mit Schaft</b></p> <p>Preise in € je Einheit</p> <table border="1"> <thead> <tr> <th>DN</th> <th>A</th> <th>B</th> <th>C</th> <th>D</th> <th>E</th> <th>304</th> <th>316L</th> </tr> </thead> <tbody> <tr><td>10</td><td>52</td><td>M6</td><td>12</td><td>60</td><td></td><td>8,30</td><td></td></tr> <tr><td>15</td><td>62</td><td>M6</td><td>18</td><td>60</td><td></td><td>8,30</td><td></td></tr> <tr><td>20</td><td>62</td><td>M6</td><td>22</td><td>60</td><td></td><td>8,30</td><td></td></tr> <tr><td>25</td><td>69</td><td>M8</td><td>28</td><td>60</td><td></td><td>8,60</td><td></td></tr> <tr><td>32</td><td>80</td><td>M8</td><td>34</td><td>60</td><td></td><td>8,90</td><td></td></tr> <tr><td>40</td><td>88</td><td>M8</td><td>40</td><td>60</td><td></td><td>8,90</td><td></td></tr> <tr><td>50</td><td>105</td><td>M8</td><td>52</td><td>60</td><td></td><td>9,80</td><td></td></tr> <tr><td>65</td><td>125</td><td>M8</td><td>70</td><td>60</td><td></td><td>12,00</td><td></td></tr> <tr><td>80</td><td>138</td><td>M8</td><td>85</td><td>60</td><td></td><td>14,50</td><td></td></tr> <tr><td>100</td><td>160</td><td>M8</td><td>104</td><td>60</td><td></td><td>15,70</td><td></td></tr> <tr><td>125</td><td>195</td><td>M8</td><td>129</td><td>60</td><td></td><td>48,50</td><td></td></tr> <tr><td>150</td><td>223</td><td>M8</td><td>154</td><td>60</td><td></td><td>61,10</td><td></td></tr> </tbody> </table> <p>auf Anfrage</p>	DN	A	B	C	D	E	304	316L	10	52	M6	12	60		8,30		15	62	M6	18	60		8,30		20	62	M6	22	60		8,30		25	69	M8	28	60		8,60		32	80	M8	34	60		8,90		40	88	M8	40	60		8,90		50	105	M8	52	60		9,80		65	125	M8	70	60		12,00		80	138	M8	85	60		14,50		100	160	M8	104	60		15,70		125	195	M8	129	60		48,50		150	223	M8	154	60		61,10			<p><b>935 g Rohrschelle mit Schaft mit Gummieinlage</b></p> <p>Preise in € je Einheit</p> <table border="1"> <thead> <tr> <th>DN</th> <th>A</th> <th>B</th> <th>C</th> <th>D</th> <th>E</th> <th>304</th> <th>316L</th> </tr> </thead> <tbody> <tr><td>25</td><td>69</td><td></td><td>28</td><td>60</td><td></td><td>15,60</td><td></td></tr> <tr><td>32</td><td>80</td><td></td><td>34</td><td>60</td><td></td><td>16,10</td><td></td></tr> <tr><td>40</td><td>88</td><td></td><td>40</td><td>60</td><td></td><td>16,60</td><td></td></tr> <tr><td>50</td><td>105</td><td></td><td>52</td><td>60</td><td></td><td>17,80</td><td></td></tr> <tr><td>65</td><td>125</td><td></td><td>70</td><td>60</td><td></td><td>20,70</td><td></td></tr> <tr><td>80</td><td>138</td><td></td><td>85</td><td>60</td><td></td><td>25,00</td><td></td></tr> <tr><td>100</td><td>160</td><td></td><td>104</td><td>60</td><td></td><td>28,00</td><td></td></tr> <tr><td>125</td><td>195</td><td></td><td>129</td><td>60</td><td></td><td>73,90</td><td></td></tr> <tr><td>150</td><td>223</td><td></td><td>154</td><td>60</td><td></td><td>103,20</td><td></td></tr> </tbody> </table>	DN	A	B	C	D	E	304	316L	25	69		28	60		15,60		32	80		34	60		16,10		40	88		40	60		16,60		50	105		52	60		17,80		65	125		70	60		20,70		80	138		85	60		25,00		100	160		104	60		28,00		125	195		129	60		73,90		150	223		154	60		103,20	
DN	A	B	C	D	E	304	316L																																																																																																																																																																																				
10	52	M6	12	60		8,30																																																																																																																																																																																					
15	62	M6	18	60		8,30																																																																																																																																																																																					
20	62	M6	22	60		8,30																																																																																																																																																																																					
25	69	M8	28	60		8,60																																																																																																																																																																																					
32	80	M8	34	60		8,90																																																																																																																																																																																					
40	88	M8	40	60		8,90																																																																																																																																																																																					
50	105	M8	52	60		9,80																																																																																																																																																																																					
65	125	M8	70	60		12,00																																																																																																																																																																																					
80	138	M8	85	60		14,50																																																																																																																																																																																					
100	160	M8	104	60		15,70																																																																																																																																																																																					
125	195	M8	129	60		48,50																																																																																																																																																																																					
150	223	M8	154	60		61,10																																																																																																																																																																																					
DN	A	B	C	D	E	304	316L																																																																																																																																																																																				
25	69		28	60		15,60																																																																																																																																																																																					
32	80		34	60		16,10																																																																																																																																																																																					
40	88		40	60		16,60																																																																																																																																																																																					
50	105		52	60		17,80																																																																																																																																																																																					
65	125		70	60		20,70																																																																																																																																																																																					
80	138		85	60		25,00																																																																																																																																																																																					
100	160		104	60		28,00																																																																																																																																																																																					
125	195		129	60		73,90																																																																																																																																																																																					
150	223		154	60		103,20																																																																																																																																																																																					
	<p><b>935 i Rohrschelle mit Schaft für ISO-Rohr</b></p> <p>Preise in € je Einheit</p> <table border="1"> <thead> <tr> <th>DN</th> <th>A</th> <th>B</th> <th>C</th> <th>D</th> <th>E</th> <th>304</th> <th>316L</th> </tr> </thead> <tbody> <tr><td>15</td><td>68</td><td>M6</td><td>21.3</td><td></td><td></td><td>10,50</td><td></td></tr> <tr><td>20</td><td>68</td><td>M6</td><td>26.9</td><td></td><td></td><td>10,50</td><td></td></tr> <tr><td>25</td><td>75</td><td>M6</td><td>33.7</td><td></td><td></td><td>11,00</td><td></td></tr> <tr><td>32</td><td>88</td><td>M6</td><td>42.4</td><td></td><td></td><td>11,60</td><td></td></tr> <tr><td>40</td><td>94</td><td>M6</td><td>48.3</td><td></td><td></td><td>11,90</td><td></td></tr> <tr><td>50</td><td>116</td><td>M6</td><td>60.3</td><td></td><td></td><td>12,60</td><td></td></tr> <tr><td>65</td><td>148</td><td>M6</td><td>76.1</td><td></td><td></td><td>15,10</td><td></td></tr> <tr><td>80</td><td>165</td><td>M8</td><td>88.9</td><td></td><td></td><td>18,30</td><td></td></tr> <tr><td>100</td><td>188</td><td>M8</td><td>114.3</td><td></td><td></td><td>22,10</td><td></td></tr> </tbody> </table> <p>auf Anfrage</p>	DN	A	B	C	D	E	304	316L	15	68	M6	21.3			10,50		20	68	M6	26.9			10,50		25	75	M6	33.7			11,00		32	88	M6	42.4			11,60		40	94	M6	48.3			11,90		50	116	M6	60.3			12,60		65	148	M6	76.1			15,10		80	165	M8	88.9			18,30		100	188	M8	114.3			22,10			<p><b>947 Rohrspannbügel</b></p> <p>Preise in € je Einheit</p> <table border="1"> <thead> <tr> <th>DN</th> <th>A</th> <th>B</th> <th>C</th> <th>D</th> <th>E</th> <th>304</th> <th>316L</th> </tr> </thead> <tbody> <tr><td>25</td><td>28</td><td>30</td><td></td><td>80</td><td></td><td>11,50</td><td></td></tr> <tr><td>32</td><td>34</td><td>36</td><td></td><td>80</td><td></td><td>12,30</td><td></td></tr> <tr><td>40</td><td>40</td><td>42</td><td></td><td>80</td><td></td><td>14,00</td><td></td></tr> <tr><td>50</td><td>52</td><td>54</td><td></td><td>80</td><td></td><td>15,70</td><td></td></tr> <tr><td>65</td><td>70</td><td>72</td><td></td><td>80</td><td></td><td>17,70</td><td></td></tr> <tr><td>80</td><td>85</td><td>87</td><td></td><td>80</td><td></td><td>26,80</td><td></td></tr> <tr><td>100</td><td>104</td><td>106</td><td></td><td>80</td><td></td><td>34,30</td><td></td></tr> <tr><td>125</td><td>129</td><td>131</td><td></td><td>80</td><td></td><td>38,10</td><td></td></tr> <tr><td>150</td><td>154</td><td>156</td><td></td><td>85</td><td></td><td>67,50</td><td></td></tr> </tbody> </table>	DN	A	B	C	D	E	304	316L	25	28	30		80		11,50		32	34	36		80		12,30		40	40	42		80		14,00		50	52	54		80		15,70		65	70	72		80		17,70		80	85	87		80		26,80		100	104	106		80		34,30		125	129	131		80		38,10		150	154	156		85		67,50																									
DN	A	B	C	D	E	304	316L																																																																																																																																																																																				
15	68	M6	21.3			10,50																																																																																																																																																																																					
20	68	M6	26.9			10,50																																																																																																																																																																																					
25	75	M6	33.7			11,00																																																																																																																																																																																					
32	88	M6	42.4			11,60																																																																																																																																																																																					
40	94	M6	48.3			11,90																																																																																																																																																																																					
50	116	M6	60.3			12,60																																																																																																																																																																																					
65	148	M6	76.1			15,10																																																																																																																																																																																					
80	165	M8	88.9			18,30																																																																																																																																																																																					
100	188	M8	114.3			22,10																																																																																																																																																																																					
DN	A	B	C	D	E	304	316L																																																																																																																																																																																				
25	28	30		80		11,50																																																																																																																																																																																					
32	34	36		80		12,30																																																																																																																																																																																					
40	40	42		80		14,00																																																																																																																																																																																					
50	52	54		80		15,70																																																																																																																																																																																					
65	70	72		80		17,70																																																																																																																																																																																					
80	85	87		80		26,80																																																																																																																																																																																					
100	104	106		80		34,30																																																																																																																																																																																					
125	129	131		80		38,10																																																																																																																																																																																					
150	154	156		85		67,50																																																																																																																																																																																					
	<p><b>937 a Rohrschelle klappbar</b></p> <p>Preise in € je Einheit</p> <table border="1"> <thead> <tr> <th>DN</th> <th>A</th> <th>B</th> <th>C</th> <th>D</th> <th>E</th> <th>304</th> <th>316L</th> </tr> </thead> <tbody> <tr><td>25</td><td>72</td><td>M6</td><td>28</td><td></td><td></td><td></td><td></td></tr> <tr><td>32</td><td>76</td><td>M6</td><td>34</td><td></td><td></td><td></td><td></td></tr> <tr><td>40</td><td>82</td><td>M6</td><td>40</td><td></td><td></td><td></td><td></td></tr> <tr><td>50</td><td>96</td><td>M6</td><td>52</td><td></td><td></td><td></td><td></td></tr> <tr><td>65</td><td>116</td><td>M6</td><td>70</td><td></td><td></td><td></td><td></td></tr> <tr><td>80</td><td>130</td><td>M6</td><td>85</td><td></td><td></td><td></td><td></td></tr> <tr><td>100</td><td>150</td><td>M6</td><td>104</td><td></td><td></td><td></td><td></td></tr> </tbody> </table> <p>auf Anfrage</p>	DN	A	B	C	D	E	304	316L	25	72	M6	28					32	76	M6	34					40	82	M6	40					50	96	M6	52					65	116	M6	70					80	130	M6	85					100	150	M6	104						<p><b>933 Rohrauflage Y-förmig</b></p> <p>Preise in € je Einheit</p> <table border="1"> <thead> <tr> <th>DN</th> <th>A</th> <th>B</th> <th>C</th> <th>D</th> <th>E</th> <th>304</th> <th>316L</th> </tr> </thead> <tbody> <tr><td>10</td><td>12</td><td></td><td></td><td>60</td><td></td><td></td><td></td></tr> <tr><td>15</td><td>18</td><td></td><td></td><td>60</td><td></td><td></td><td></td></tr> <tr><td>20</td><td>22</td><td></td><td></td><td>60</td><td></td><td></td><td></td></tr> <tr><td>25</td><td>28</td><td></td><td></td><td>60</td><td></td><td></td><td></td></tr> <tr><td>32</td><td>34</td><td></td><td></td><td>60</td><td></td><td></td><td></td></tr> <tr><td>40</td><td>40</td><td></td><td></td><td>60</td><td></td><td></td><td></td></tr> <tr><td>50</td><td>52</td><td></td><td></td><td>60</td><td></td><td></td><td></td></tr> <tr><td>65</td><td>70</td><td></td><td></td><td>60</td><td></td><td></td><td></td></tr> <tr><td>80</td><td>85</td><td></td><td></td><td>60</td><td></td><td></td><td></td></tr> <tr><td>100</td><td>104</td><td></td><td></td><td>60</td><td></td><td></td><td></td></tr> <tr><td>125</td><td>129</td><td></td><td></td><td>60</td><td></td><td></td><td></td></tr> <tr><td>150</td><td>154</td><td></td><td></td><td>60</td><td></td><td></td><td></td></tr> </tbody> </table> <p>auf Anfrage</p>	DN	A	B	C	D	E	304	316L	10	12			60				15	18			60				20	22			60				25	28			60				32	34			60				40	40			60				50	52			60				65	70			60				80	85			60				100	104			60				125	129			60				150	154			60																			
DN	A	B	C	D	E	304	316L																																																																																																																																																																																				
25	72	M6	28																																																																																																																																																																																								
32	76	M6	34																																																																																																																																																																																								
40	82	M6	40																																																																																																																																																																																								
50	96	M6	52																																																																																																																																																																																								
65	116	M6	70																																																																																																																																																																																								
80	130	M6	85																																																																																																																																																																																								
100	150	M6	104																																																																																																																																																																																								
DN	A	B	C	D	E	304	316L																																																																																																																																																																																				
10	12			60																																																																																																																																																																																							
15	18			60																																																																																																																																																																																							
20	22			60																																																																																																																																																																																							
25	28			60																																																																																																																																																																																							
32	34			60																																																																																																																																																																																							
40	40			60																																																																																																																																																																																							
50	52			60																																																																																																																																																																																							
65	70			60																																																																																																																																																																																							
80	85			60																																																																																																																																																																																							
100	104			60																																																																																																																																																																																							
125	129			60																																																																																																																																																																																							
150	154			60																																																																																																																																																																																							





# Montagematerial

# Merinox

	<p><b>950 Knarre für Rohrwalze</b></p> <p>Preise in € je Einheit</p> <table border="1"> <thead> <tr> <th>DN</th> <th>A</th> <th>B</th> <th>C</th> <th>D</th> <th>E</th> <th></th> <th></th> </tr> </thead> <tbody> <tr> <td>10-20</td> <td>8</td> <td></td> <td></td> <td></td> <td></td> <td></td> <td>89,10</td> </tr> <tr> <td>25-32</td> <td>12</td> <td></td> <td></td> <td></td> <td></td> <td></td> <td>107,80</td> </tr> <tr> <td>40-50</td> <td>14</td> <td></td> <td></td> <td></td> <td></td> <td></td> <td>112,20</td> </tr> <tr> <td>65</td> <td>16</td> <td></td> <td></td> <td></td> <td></td> <td></td> <td>120,80</td> </tr> <tr> <td>80-100</td> <td>22</td> <td></td> <td></td> <td></td> <td></td> <td></td> <td>140,90</td> </tr> </tbody> </table>	DN	A	B	C	D	E			10-20	8						89,10	25-32	12						107,80	40-50	14						112,20	65	16						120,80	80-100	22						140,90		<p><b>952 Hakenschlüssel</b></p> <p>Preise in € je Einheit</p> <table border="1"> <thead> <tr> <th>DN</th> <th>A</th> <th>B</th> <th>C</th> <th>D</th> <th>E</th> <th>304</th> <th></th> </tr> </thead> <tbody> <tr> <td>25-65</td> <td></td> <td></td> <td></td> <td></td> <td></td> <td></td> <td>80,80</td> </tr> <tr> <td>80-100</td> <td></td> <td></td> <td></td> <td></td> <td></td> <td></td> <td>164,10</td> </tr> </tbody> </table>	DN	A	B	C	D	E	304		25-65							80,80	80-100							164,10																																																																																																																																																		
DN	A	B	C	D	E																																																																																																																																																																																																																								
10-20	8						89,10																																																																																																																																																																																																																						
25-32	12						107,80																																																																																																																																																																																																																						
40-50	14						112,20																																																																																																																																																																																																																						
65	16						120,80																																																																																																																																																																																																																						
80-100	22						140,90																																																																																																																																																																																																																						
DN	A	B	C	D	E	304																																																																																																																																																																																																																							
25-65							80,80																																																																																																																																																																																																																						
80-100							164,10																																																																																																																																																																																																																						
	<p><b>951 Rohrsägewerkzeug für Rohr DIN 11850</b></p> <table border="1"> <thead> <tr> <th>DN</th> <th>A</th> <th>B</th> <th>C</th> <th>D</th> <th>E</th> <th>Reihe 1</th> <th>Reihe 2</th> </tr> </thead> <tbody> <tr> <td>10</td> <td>12</td> <td></td> <td></td> <td></td> <td></td> <td>175,40</td> <td>263,00</td> </tr> <tr> <td>15</td> <td>18</td> <td></td> <td></td> <td></td> <td></td> <td>175,40</td> <td>263,00</td> </tr> <tr> <td>20</td> <td>22</td> <td></td> <td></td> <td></td> <td></td> <td>175,40</td> <td>271,00</td> </tr> <tr> <td>25/1"</td> <td>28</td> <td></td> <td></td> <td></td> <td></td> <td>184,00</td> <td>287,00</td> </tr> <tr> <td>32/1 1/4"</td> <td>34</td> <td></td> <td></td> <td></td> <td></td> <td>184,00</td> <td>307,50</td> </tr> <tr> <td>40/1 1/2"</td> <td>40</td> <td></td> <td></td> <td></td> <td></td> <td>192,60</td> <td>307,50</td> </tr> <tr> <td>50/2"</td> <td>52</td> <td></td> <td></td> <td></td> <td></td> <td>212,80</td> <td>481,70</td> </tr> <tr> <td>65/2 1/2"</td> <td>70</td> <td></td> <td></td> <td></td> <td></td> <td>339,00</td> <td>-</td> </tr> <tr> <td>80/3"</td> <td>85</td> <td></td> <td></td> <td></td> <td></td> <td>432,00</td> <td>-</td> </tr> <tr> <td>100/4"</td> <td>104</td> <td></td> <td></td> <td></td> <td></td> <td>532,80</td> <td>-</td> </tr> </tbody> </table>	DN	A	B	C	D	E	Reihe 1	Reihe 2	10	12					175,40	263,00	15	18					175,40	263,00	20	22					175,40	271,00	25/1"	28					184,00	287,00	32/1 1/4"	34					184,00	307,50	40/1 1/2"	40					192,60	307,50	50/2"	52					212,80	481,70	65/2 1/2"	70					339,00	-	80/3"	85					432,00	-	100/4"	104					532,80	-		<p><b>953 Hakenschlüssel mit Gelenk, vernickelt</b></p> <p>Preise in € je Einheit</p> <table border="1"> <thead> <tr> <th>DN</th> <th>A</th> <th>B</th> <th>Typ</th> <th>D</th> <th>E</th> <th>Stahl</th> <th></th> </tr> </thead> <tbody> <tr> <td>10-20</td> <td></td> <td></td> <td>35/60</td> <td></td> <td></td> <td></td> <td>38,40</td> </tr> <tr> <td>25-40</td> <td></td> <td></td> <td>60/90</td> <td></td> <td></td> <td></td> <td>46,90</td> </tr> <tr> <td>50-100</td> <td></td> <td></td> <td>90/155</td> <td></td> <td></td> <td></td> <td>57,40</td> </tr> <tr> <td>125-150</td> <td></td> <td></td> <td>155/230</td> <td></td> <td></td> <td></td> <td>102,00</td> </tr> </tbody> </table> <p><b>953 Hakenschlüssel, Edelstahl Typ V2A</b></p> <table border="1"> <thead> <tr> <th>DN</th> <th>A</th> <th>B</th> <th>Typ</th> <th>D</th> <th>E</th> <th>V2A</th> <th></th> </tr> </thead> <tbody> <tr> <td>10-20</td> <td></td> <td></td> <td>35/60</td> <td></td> <td></td> <td></td> <td>90,10</td> </tr> <tr> <td>25-40</td> <td></td> <td></td> <td>60/90</td> <td></td> <td></td> <td></td> <td>127,30</td> </tr> <tr> <td>50-100</td> <td></td> <td></td> <td>90/155</td> <td></td> <td></td> <td></td> <td>175,10</td> </tr> <tr> <td>125-150</td> <td></td> <td></td> <td>155/230</td> <td></td> <td></td> <td></td> <td>294,00</td> </tr> </tbody> </table>	DN	A	B	Typ	D	E	Stahl		10-20			35/60				38,40	25-40			60/90				46,90	50-100			90/155				57,40	125-150			155/230				102,00	DN	A	B	Typ	D	E	V2A		10-20			35/60				90,10	25-40			60/90				127,30	50-100			90/155				175,10	125-150			155/230				294,00																																																		
DN	A	B	C	D	E	Reihe 1	Reihe 2																																																																																																																																																																																																																						
10	12					175,40	263,00																																																																																																																																																																																																																						
15	18					175,40	263,00																																																																																																																																																																																																																						
20	22					175,40	271,00																																																																																																																																																																																																																						
25/1"	28					184,00	287,00																																																																																																																																																																																																																						
32/1 1/4"	34					184,00	307,50																																																																																																																																																																																																																						
40/1 1/2"	40					192,60	307,50																																																																																																																																																																																																																						
50/2"	52					212,80	481,70																																																																																																																																																																																																																						
65/2 1/2"	70					339,00	-																																																																																																																																																																																																																						
80/3"	85					432,00	-																																																																																																																																																																																																																						
100/4"	104					532,80	-																																																																																																																																																																																																																						
DN	A	B	Typ	D	E	Stahl																																																																																																																																																																																																																							
10-20			35/60				38,40																																																																																																																																																																																																																						
25-40			60/90				46,90																																																																																																																																																																																																																						
50-100			90/155				57,40																																																																																																																																																																																																																						
125-150			155/230				102,00																																																																																																																																																																																																																						
DN	A	B	Typ	D	E	V2A																																																																																																																																																																																																																							
10-20			35/60				90,10																																																																																																																																																																																																																						
25-40			60/90				127,30																																																																																																																																																																																																																						
50-100			90/155				175,10																																																																																																																																																																																																																						
125-150			155/230				294,00																																																																																																																																																																																																																						
	<p><b>976 Beizpaste</b></p> <p>Preise in € je Einheit</p> <table border="1"> <tbody> <tr> <td>Avesta-Beize 2 kg</td> <td>105,50</td> </tr> </tbody> </table>	Avesta-Beize 2 kg	105,50		<p><b>964 Sechskantschraube DIN 933 A2</b></p> <table border="1"> <thead> <tr> <th></th> <th>M 6</th> <th>M 8</th> <th>M 10</th> <th>M 12</th> <th>M 14</th> <th>M 16</th> <th>M 20</th> <th>M 24</th> </tr> </thead> <tbody> <tr> <td>A</td> <td>€/St.</td> <td>€/St.</td> <td>€/St.</td> <td>€/St.</td> <td>€/St.</td> <td>€/St.</td> <td>€/St.</td> <td>€/St.</td> </tr> <tr> <td>10</td> <td></td> <td></td> <td></td> <td></td> <td></td> <td></td> <td></td> <td></td> </tr> <tr> <td>12</td> <td></td> <td></td> <td></td> <td></td> <td></td> <td></td> <td></td> <td></td> </tr> <tr> <td>16</td> <td></td> <td></td> <td></td> <td></td> <td></td> <td></td> <td></td> <td></td> </tr> <tr> <td>20</td> <td></td> <td></td> <td></td> <td></td> <td></td> <td></td> <td></td> <td></td> </tr> <tr> <td>25</td> <td></td> <td></td> <td></td> <td></td> <td></td> <td></td> <td></td> <td></td> </tr> <tr> <td>30</td> <td></td> <td></td> <td></td> <td></td> <td></td> <td></td> <td></td> <td></td> </tr> <tr> <td>35</td> <td></td> <td></td> <td></td> <td></td> <td></td> <td></td> <td></td> <td></td> </tr> <tr> <td>40</td> <td></td> <td></td> <td></td> <td></td> <td></td> <td></td> <td></td> <td></td> </tr> <tr> <td>45</td> <td></td> <td></td> <td></td> <td></td> <td></td> <td></td> <td></td> <td></td> </tr> <tr> <td>50</td> <td></td> <td></td> <td></td> <td></td> <td></td> <td></td> <td></td> <td></td> </tr> <tr> <td>55</td> <td></td> <td></td> <td></td> <td></td> <td></td> <td></td> <td></td> <td></td> </tr> <tr> <td>60</td> <td></td> <td></td> <td></td> <td></td> <td></td> <td></td> <td></td> <td></td> </tr> <tr> <td>65</td> <td></td> <td></td> <td></td> <td></td> <td></td> <td></td> <td></td> <td></td> </tr> <tr> <td>70</td> <td></td> <td></td> <td></td> <td></td> <td></td> <td></td> <td></td> <td></td> </tr> <tr> <td>75</td> <td></td> <td></td> <td></td> <td></td> <td></td> <td></td> <td></td> <td></td> </tr> <tr> <td>80</td> <td></td> <td></td> <td></td> <td></td> <td></td> <td></td> <td></td> <td></td> </tr> <tr> <td>85</td> <td></td> <td></td> <td></td> <td></td> <td></td> <td></td> <td></td> <td></td> </tr> <tr> <td>90</td> <td></td> <td></td> <td></td> <td></td> <td></td> <td></td> <td></td> <td></td> </tr> <tr> <td>95</td> <td></td> <td></td> <td></td> <td></td> <td></td> <td></td> <td></td> <td></td> </tr> <tr> <td>100</td> <td></td> <td></td> <td></td> <td></td> <td></td> <td></td> <td></td> <td></td> </tr> <tr> <td>110</td> <td></td> <td></td> <td></td> <td></td> <td></td> <td></td> <td></td> <td></td> </tr> <tr> <td>120</td> <td></td> <td></td> <td></td> <td></td> <td></td> <td></td> <td></td> <td></td> </tr> </tbody> </table>		M 6	M 8	M 10	M 12	M 14	M 16	M 20	M 24	A	€/St.	€/St.	€/St.	€/St.	€/St.	€/St.	€/St.	€/St.	10									12									16									20									25									30									35									40									45									50									55									60									65									70									75									80									85									90									95									100									110									120								
Avesta-Beize 2 kg	105,50																																																																																																																																																																																																																												
	M 6	M 8	M 10	M 12	M 14	M 16	M 20	M 24																																																																																																																																																																																																																					
A	€/St.	€/St.	€/St.	€/St.	€/St.	€/St.	€/St.	€/St.																																																																																																																																																																																																																					
10																																																																																																																																																																																																																													
12																																																																																																																																																																																																																													
16																																																																																																																																																																																																																													
20																																																																																																																																																																																																																													
25																																																																																																																																																																																																																													
30																																																																																																																																																																																																																													
35																																																																																																																																																																																																																													
40																																																																																																																																																																																																																													
45																																																																																																																																																																																																																													
50																																																																																																																																																																																																																													
55																																																																																																																																																																																																																													
60																																																																																																																																																																																																																													
65																																																																																																																																																																																																																													
70																																																																																																																																																																																																																													
75																																																																																																																																																																																																																													
80																																																																																																																																																																																																																													
85																																																																																																																																																																																																																													
90																																																																																																																																																																																																																													
95																																																																																																																																																																																																																													
100																																																																																																																																																																																																																													
110																																																																																																																																																																																																																													
120																																																																																																																																																																																																																													
	<p><b>978 VA-Bürste</b></p> <p>Preise in € je Einheit</p> <table border="1"> <tbody> <tr> <td>einreihig</td> <td>10,20</td> </tr> <tr> <td>zweireihig</td> <td>13,50</td> </tr> <tr> <td>dreireihig</td> <td>19,00</td> </tr> </tbody> </table>	einreihig	10,20	zweireihig	13,50	dreireihig	19,00		<p><b>Sägeblätter für Handbügelsäge</b></p> <p>Preise in € je Einheit</p> <table border="1"> <tbody> <tr> <td></td> <td>12,40</td> </tr> </tbody> </table>		12,40																																																																																																																																																																																																																		
einreihig	10,20																																																																																																																																																																																																																												
zweireihig	13,50																																																																																																																																																																																																																												
dreireihig	19,00																																																																																																																																																																																																																												
	12,40																																																																																																																																																																																																																												
	<p><b>980 Fächerschleifer</b></p> <p>Preise in € je Einheit</p> <table border="1"> <tbody> <tr> <td>60er Korn 80 mm Durchmesser</td> <td>20,30</td> </tr> <tr> <td>100er Korn 80 mm Durchmesser</td> <td>20,30</td> </tr> <tr> <td>180er Korn 80 mm Durchmesser</td> <td>20,30</td> </tr> <tr> <td>280er Korn 80 mm Durchmesser</td> <td>20,30</td> </tr> </tbody> </table>	60er Korn 80 mm Durchmesser	20,30	100er Korn 80 mm Durchmesser	20,30	180er Korn 80 mm Durchmesser	20,30	280er Korn 80 mm Durchmesser	20,30		<p><b>974 Scotscheibe</b></p> <p>Preise in € je Einheit</p> <table border="1"> <tbody> <tr> <td>100 mm Durchmesser</td> <td>33,80</td> </tr> <tr> <td>150 mm Durchmesser</td> <td>40,50</td> </tr> </tbody> </table>	100 mm Durchmesser	33,80	150 mm Durchmesser	40,50																																																																																																																																																																																																														
60er Korn 80 mm Durchmesser	20,30																																																																																																																																																																																																																												
100er Korn 80 mm Durchmesser	20,30																																																																																																																																																																																																																												
180er Korn 80 mm Durchmesser	20,30																																																																																																																																																																																																																												
280er Korn 80 mm Durchmesser	20,30																																																																																																																																																																																																																												
100 mm Durchmesser	33,80																																																																																																																																																																																																																												
150 mm Durchmesser	40,50																																																																																																																																																																																																																												
	<p><b>974 Scotchband</b></p> <p>Preise in € je Einheit</p> <table border="1"> <tbody> <tr> <td>100 mm breit / Rolle mit 10 Meter</td> <td>225,00</td> </tr> </tbody> </table>	100 mm breit / Rolle mit 10 Meter	225,00		<p><b>965 Sechskantmutter DIN 934 A2</b></p> <table border="1"> <thead> <tr> <th></th> <th>M 6</th> <th>M 8</th> <th>M 10</th> <th>M 12</th> <th>M 14</th> <th>M 16</th> <th>M 20</th> <th>M 24</th> </tr> </thead> <tbody> <tr> <td>€/St.</td> <td></td> <td></td> <td></td> <td></td> <td></td> <td></td> <td></td> <td></td> </tr> <tr> <td>a</td> <td>5.0</td> <td>6.5</td> <td>8.0</td> <td>10.0</td> <td>11.0</td> <td>13.0</td> <td>16.0</td> <td>19.0</td> </tr> </tbody> </table>		M 6	M 8	M 10	M 12	M 14	M 16	M 20	M 24	€/St.									a	5.0	6.5	8.0	10.0	11.0	13.0	16.0	19.0																																																																																																																																																																																													
100 mm breit / Rolle mit 10 Meter	225,00																																																																																																																																																																																																																												
	M 6	M 8	M 10	M 12	M 14	M 16	M 20	M 24																																																																																																																																																																																																																					
€/St.																																																																																																																																																																																																																													
a	5.0	6.5	8.0	10.0	11.0	13.0	16.0	19.0																																																																																																																																																																																																																					
	<p><b>967 Unterlegscheibe DIN 125 A2</b></p> <p>Preise in € je Einheit</p> <table border="1"> <tbody> <tr> <td>€/St.</td> <td></td> <td></td> <td></td> <td></td> <td></td> <td></td> <td></td> <td></td> </tr> <tr> <td>a</td> <td>1.6</td> <td>1.6</td> <td>2.0</td> <td>2.5</td> <td>2.5</td> <td>3.0</td> <td>3.0</td> <td>4.0</td> </tr> </tbody> </table>	€/St.									a	1.6	1.6	2.0	2.5	2.5	3.0	3.0	4.0		<p><b>967 Unterlegscheibe DIN 125 A2</b></p> <table border="1"> <thead> <tr> <th></th> <th>M 6</th> <th>M 8</th> <th>M 10</th> <th>M 12</th> <th>M 14</th> <th>M 16</th> <th>M 20</th> <th>M 24</th> </tr> </thead> <tbody> <tr> <td>€/St.</td> <td></td> <td></td> <td></td> <td></td> <td></td> <td></td> <td></td> <td></td> </tr> <tr> <td>a</td> <td>1.6</td> <td>1.6</td> <td>2.0</td> <td>2.5</td> <td>2.5</td> <td>3.0</td> <td>3.0</td> <td>4.0</td> </tr> </tbody> </table>		M 6	M 8	M 10	M 12	M 14	M 16	M 20	M 24	€/St.									a	1.6	1.6	2.0	2.5	2.5	3.0	3.0	4.0																																																																																																																																																																													
€/St.																																																																																																																																																																																																																													
a	1.6	1.6	2.0	2.5	2.5	3.0	3.0	4.0																																																																																																																																																																																																																					
	M 6	M 8	M 10	M 12	M 14	M 16	M 20	M 24																																																																																																																																																																																																																					
€/St.																																																																																																																																																																																																																													
a	1.6	1.6	2.0	2.5	2.5	3.0	3.0	4.0																																																																																																																																																																																																																					

für

Brauereien

Molkereien

Käsereien

Getränkeindustrie

Pharmaindustrie

Chem.-Industrie

Papierindustrie

Anlagenbau

Maschinenbau

Tankbau

Schlosserei

Geländerbau



# Merinox

## METALLWAREN

Armaturen • Pumpen  
Rohre in Edelstahl

**Kompetent in Edelstahl**

Merinox Metallwaren GmbH  
Gewerbestraße 6  
D-75057 Kürnbach

Telefon: 0 72 58 / 91 17-0  
Telefax: 0 72 58 / 91 17-99  
Internet: [www.merinox.de](http://www.merinox.de)  
E-Mail: [info@merinox.de](mailto:info@merinox.de)

